EUROPE'S BUSINESS NEWSPAPER

# FINANCIAL TIMES

No.30,763 Tuesday February 7 1989 D 8523A

**SOVIET UNION**

**Candidates queue up for elections**

Page 2

## World News

### Walesa hits at communist system as talks begin

Lech Walesa, leader of the banned Solidarity union, blamed the communist system for Poland's plight and told the authorities the country needed wide-ranging reforms. He was speaking as the union and government began talks to negotiate the union's legal status. Page 2

**Paraguay elections**

The provisional government of General Andres Rodriguez, who seized power in a military coup last week, called national elections for May 1 to choose a new president and Congress. Drug denial. Page 7

**Israel accuses PLO**

Israeli Foreign Minister Moshe Arens accused the Palestine Liberation Organisation of breaking a promise to refrain from terror and said Israel would ask the US to end dialogue with the PLO. Page 5

**Tibet festival**

Tibet's Great Prayer Festival, the scene last March of anti-Chinese violence, has been cancelled. Last year, Buddhist monks broke up the ceremonies, starting riots that by unofficial count led to some 24 deaths.

**Pakistan missiles**

Pakistan has test-fired surface-to-surface missiles made by its own weapons industry and is developing a locally built tank, a government-controlled newspaper reported.

**S Africa murder trial**

A sentencing hearing began for 25 blacks who could face the death penalty for their alleged complicity in the mob killing of a policeman. The so-called Upington 25 are believed to be the largest group convicted in a South African murder trial.

**Calvi appeal**

Italy's biggest insurance company intends to appeal against a finding by judges that banker Roberto Calvi, found hanging under a London bridge in 1982, did not commit suicide but was probably murdered.

**Sri Lanka blast**

A bomb blast injured two people at an opposition party election rally in southern Sri Lanka, one day after the party's leader survived an assassination attempt.

**Ethiopia settlement**

After 27 years of fighting, the Soviet-backed Ethiopian government and separatist rebels in Eritrea province said they were ready to negotiate a settlement of Africa's longest war.

**Greek bases**

Greek and American officials started the 14th round of talks on the future of four US military bases in Greece.

**Terrorist sentencing**

The sentencing has been postponed in New York of reputed Japanese Red Army terrorist convicted of planning to blow up US navy recruiting station. Yu Kikumura could receive up to 100 years in prison.

**Moroccan mediation**

The Belgian Government has accepted the mediation of King Hassan II of Morocco in its diplomatic dispute with its former colony Zaire. The king offered to help after Zaire's president Seko met him last week. Belgium has welcomed the initiative. Page 5.

## Business Summary

### Bush unveils rescue plan for savings industry

US President George Bush unveiled a plan to shore up the country's ailing savings industry. It would include the issue of $50bn in government bonds to back failing institutions and add $50m to the budget of the Justice Department to "seek out and punish" those responsible for criminal mismanagement of savings and loan institutions.

ALUMINIUM continued its downward path on the London Metal Exchange with the cash quotation closing $30 lower

**Aluminium**

Cash price ($ per tonne)

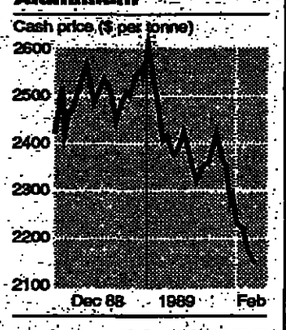


at a four-month low of $2,147.50 a tonne, extending the fall over the past week to $130 a tonne. Commodities, Page 34

S&W Berisford, British sugar processing and commodities group, could come under fire from shareholders at today's annual general meeting amid concerns about the company's role in a $643m hostile takeover bid for Universal Foods, a US food products company. Page 21

ASSICURAZIONI Generali, Italy's biggest insurance company, intends to appeal against a finding by judges that banker Roberto Calvi, found hanging under a London bridge in 1982, did not commit suicide but was probably murdered. The ruling would cost the group more than 1.4bn ($2m).

ROYAL TRUST, fast-growing Canadian trust company, is to acquire Pacific First Financial of Tacoma in a deal valued at $212m. Page 22

CYPRUS MINERALS, Denver-based group spun off by Amoco in 1985 and now the second-largest copper producer in the US, boosted net income last year from $26.2m to a record $170m. Page 22

SGS-THOMSON, Franco-Italian semiconductor company, has beaten targets and broken even in its first full year. Page 21

ELF AQUITAINE, French state-controlled diversified oil group, reported record consolidated net profits of FFr7bn ($1bn) last year on sales of FFr125bn. Net earnings rose by 70 per cent. Page 24

RICOH of Japan will have to pay the same 20 per cent European Community dumping duty on its assembled photocopiers it already pays on copiers shipped from Japan, if EC governments follow a recommendation due to be made by the Brussels Commission tomorrow. Page 6

MEXICO will not require the $3.5bn bridging loan made available last October by the US because the decline in foreign exchange reserves has been stemmed. Page 7

BURLINGTON Resources's stock climbed more than 20 per cent in morning trading following confirmed reports that Pennzoil of Houston had bought an 8 per cent stake in the energy and lumber group. Page 22

BURLINGTON Resources's stock climbed more than 20 per cent in morning trading following confirmed reports that Pennzoil of Houston had bought an 8 per cent stake in the energy and lumber group. Page 22

# GEC and Siemens revise takeover plan for Plessey

**By Terry Dodsworth and David White in London**

THE BATTLE for control of Plessey, the UK electronics group, took another unusual turn yesterday when the bidding consortium of Britain's General Electric Company and Siemens of West Germany announced an entirely new set of takeover proposals for its defence activities.

The revised plan was lodged with the UK Monopolies and Mergers Commission last night at the deadline set for initial submissions to the inquiry it is conducting into the bid.

It immediately drew protest from Plessey, which described the announcement as "outrageous," adding that the timing would provide only the minimum time for proper discussion and review.

A change in the original takeover proposals by GEC, the UK's leading electrical group, and Siemens of West Germany was widely expected following the Office of Fair Trading's decision to refer the offer to the MMC.

The reference, approved by Lord Young, the Industry Secretary, made specific mention of the potential lack of competition in the UK defence industry, a problem which undermined GEC's last bid for Plessey three years ago.

Under the revised proposals, the consortium will abandon the idea of running Plessey's UK defence operation as a 50-50 joint venture with a commitment to maintain complete independence between it and GEC's Marconi defence business.

At the same time, GEC is giving up its suggestion of taking a 50 per cent stake in Siemens' European defence activities, although it may buy 35 per cent at a later date if the authorities agree.

Instead of these arrangements, the consortium is proposing that Siemens will take over Plessey's radar and military communications businesses, the two areas where there was the most criticism of an anti-competitive concentration of activities.

These account for about 60 per cent of Plessey's UK operations.

GEC will acquire Plessey's UK naval and avionics interests, where there is less overlap and considerable potential for rationalisation.

The naval operations, for example, where Plessey has a dominant position in submarine sonar systems, could be put with Marconi's torpedo division.

In the US, where Siemens has come under attack because of anti-German sensitivities in the defence establishment, the West German company will be taking a much reduced role.

But Siemens will take over the whole of the traffic systems division of Plessey, where there would have been a monopoly under the original plans.

Senior Ministry of Defence officials indicated last night that the re-formulated takeover plan for Plessey would be "less unwelcome" than the original GEC-Siemens proposal, but that the Ministry's Procurement Executive was still concerned about areas in which there might be less competition for contracts.

"If a solution is proposed that does not restrict competition as much as would be the case under one ownership, we will be less unhappy," one senior official said.

However, the Procurement Executive, headed by Sir Peter Levene, would still prefer to have the GEC and Plessey divisions concerned all under separate ownership, he added.

Lex, Page 20; GEC-Siemens perform tactical turnaround, Page 29

# Banks deny further dollar sales reflect any new deal by G7

**By Simon Holberton in London and Janet Bush in New York**

THE MAJOR central banks of Europe and North America yesterday sold the dollar as part of their continuing attempt to stop the US currency trading higher.

European central bankers said the intervention did not reflect the result of any deal done at last week's meeting of finance ministers and central bank governors of the Group of Seven leading industrialised countries in Washington.

The intervention was part of their attempt, which began in mid-January, to make currency markets wary of believing that the only way the dollar could go was up, they said.

The G7 meeting gave no clear guidance as to its participants priorities about the currency markets. Some ministers emphasised the control of inflation and others exchange-rate stability.

**Dollar**

Against the D-Mark (DM per $)

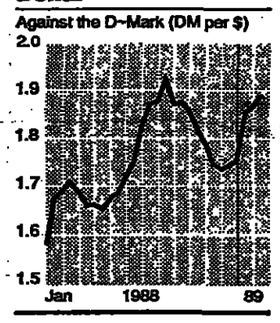


Before the central banks intervened the dollar rose to DM1.8890, about a pfennig higher than its close on Friday, in what currency traders described as a fairly nervous market.

In London the dollar closed unchanged from Friday's level at DM1.8785, and at Y129.65 against Y129.60. By late trading in New York the US currency had slipped further to trade near the day's lows at DM1.8715 and Y129.40.

In London, most analysts still remain positive towards the dollar, citing the relatively high level of US interest rates and a growing confidence in the Bush Administration as the currency's main supports.

Currency market attention is now focusing on the meeting today of the Federal Open Market Committee (FOMC), which sets the US Federal Reserve's target for the Fed Funds rate, and President Bush's budget presentation on Thursday.

Continued on Page 20

# Michigan miners strike it rich with Metallgesellschaft deal

**By Kenneth Gooding, Mining Correspondent, in London**

THE 1,000 employees and management team who bought the Copper Range mining company of White Pine in the US state of Michigan during November 1985 for $30m, yesterday agreed to sell the business to Metallgesellschaft of West Germany for at least $85m.

The price increases to a maximum of $98m if they reach agreed production targets.

Copper Range, which operates an underground copper mine and a mill, smelter, power plant and state-of-the-art refinery, was closed by the previous owner, Louisiana Land & Exploration, during the depths of the metals recession in 1983 with the loss of 1,300 jobs.

Three Louisiana Land managers believed the business could be made profitable if operating costs were lowered. They arranged a leveraged buy-out in which a management group took 30 per cent of Copper Range and the employees 70 per cent via a stock ownership plan.

An employee involvement scheme was introduced enabling employees to take part in decision-making and problem-solving in particular areas where they worked or had expertise. This helped cut costs substantially – but Copper Range officials were not revealing details yesterday.

Copper Range was also helped by a spectacular rise in copper prices which have more than doubled in the past two years.

For Metallgesellschaft, the Frankfurt-based group which started as a metal trader but has become a substantial metal producer, the deal has important strategic implications.

Copper Range is to be bought by its subsidiary Metall Mining. Mr Klaus Zeitler, Metall Mining's president, said yesterday: "With this major acquisition, Metall Mining becomes a fully fledged operating company in the North American mining industry."

Metall Mining will buy Copper Range for a minimum of $85m, of which $80m would be payable when the deal is signed and the balance in 1994. The purchase price would increase to a maximum of $98m if Copper Range achieved a certain specified minimum daily average amount of ore milled in 1989 and specified operating profits in each year from 1989 to 1993 inclusive.

Copper Range currently has long-term debt totalling $40m.

The company is expected to produce about 51,000 tons of copper cathode in 1989 and that this will rise over three years to 64,000 tons. Preven and probably reserves are about 188m tons, averaging 1.08 per cent copper, on Copper Range lands and an additional 20m tons, averaging 1.49 per cent copper, on land under lease. That is enough for 30 years at the projected rates of production.

Soviet Foreign Minister Eduard Shevardnadze leaves Islamabad for Moscow yesterday after holding talks on Afghanistan

# Moscow fails in Afghan initiative

**By Christina Lamb in Islamabad**

MR Eduard Shevardnadze, the Soviet Foreign Minister, left Islamabad empty handed yesterday after a last-ditch attempt to force a political compromise on the Afghan conflict failed to make any headway.

He brought carrot and stick to cajole the Pakistani Government to push the Afghan resistance leaders towards compromise, but to no avail. The Mujahideen resistance smell victory after more than nine years of war and it is not going to give way.

Mr Shevardnadze reportedly offered $1bn in assistance for economic projects in Pakistan if the deadlock could be broken. He threatened, without detailing what he meant: "If there is rising tension and continued interference in Afghanistan we would have to recall that the Soviet Union has treaty obligations to Afghanistan."

The seven resistance leaders based in Pakistan flew to Islamabad from the border town of Peshawar but then refused to meet Mr Shevardnadze unless he abandoned his attempt to obtain a role for Afghanistan's ruling People's Democratic Party of Afghanistan (PDPA) in the decision-making process for the country's political future.

Mr Shevardnadze flew out and the resistance leaders flew into a huddle to consider their next moves. This was Mr Shevardnadze's last card and it was not a trump. Ms Benazir Bhutto, the Pakistani Prime Minister, said the Soviet effort for a political compromise including the Kabul regime was now dead. "How much more effort can they go on putting in," she said. With only nine days left (before the last Soviet troops leave Afghanistan) one cannot see how much more effort they can make."

Meanwhile, the Soviets in Afghanistan seem confused over how many soldiers are left. They said that the last had left the capital of Kabul. "It's news to me," said a 20-year-old Muscovite named Yuri who was manning a checkpoint near Kabul Airport. "As you can see, we are still here," said Andrei, 19, from Moldavia, on guard duty a few miles down the road. "We'll be flying out before February 15, but we don't know when." Two helicopters on anti-missile patrol near the airport bore the Red Star insignia of the Soviet armed forces.

However, a huge convoy of soldiers did cross the Friendship Bridge over the Oxus

Continued on Page 20

# The first of the last pull out

**By Quentin Peel in Termez, on the Soviet frontier**

IT COULD almost have been a May Day parade in Red Square, except this one was on a dusty improvised parade ground beside the Oxus River.

On the banks above the Friendship Bridge, which links the Soviet Union to Afghanistan, neat lines had been laid out for the ranks of returning Soviet soldiers, the first of the last to pull out of their Afghan debacle. Under the inevitable huge portrait of Lenin an assembly of local dignitaries took the salute to welcome their boys back to the motherland in fine style.

It was not exactly the Politburo, but there was a second secretary of the Uzbek Communist Party and the military commander of Turkestan. The armoured cars rolled over the Bridge of Friendship at 11.30, almost on the dot, just what the cameramen ordered.

There were flags on the gun turrets and tanned young men cradling their Kalashnikovs casually as they waved to the welcoming crowd. It was far more of a modest holiday occasion than the ignominious retreat of a super-power. But that was the whole point.

For more than a day, the troops had been waiting on the Afghan side of the border until the international media assembled. They used the time to polish their vehicles, rubbing away the dust of their last dash through the Salang Pass to home, smartening up to make the right impression for Soviet television.

As they rolled over the border, their slogans could already be seen neatly pinned to their sides: "We defended the peaceful Afghan people" and "We fulfilled the orders of our homeland." Perhaps the most ironic of all, for an army leaving the Soviet-backed regime in Kabul to an uncertain fate, read: "Afghanistan, we are always with you."

The welcoming crowd did their best in return, although only a modest few had braved the long trek to the frontier: a few dozen families awaiting their sons, a handful of Afghan veterans down to pay tribute to former colleagues, a good turnout from the local town of Termez, no doubt attracted in part by stalls of scarce consumer goods such as soap and toothpaste.

There were pretty girls to throw carnations to the boys in brown and grey, all ready to

Continued on Page 20
Picture, Page 5

## MARKETS

**FT-SE 100 Index**

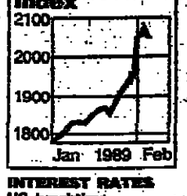


**INTEREST RATES**
**US lunchtime**
Federal Funds 9 3/16% (9)
3-mth Treasury Bills: yield: 8.79% (8.763)
Long Bond: 101 31/32 (100 23/32) yield: 8.833% (8.827)
**London**
3-month Interbank: close 12⅞ (12 15/16)

**STERLING**
**New York close**
$1.7325 (1.7425)
**London:**
$1.7330 (1.7415)
DM3.2550 (3.2725)
FFr11.0825 (11.1325)
SFr2.7675 (2.7800)
Y224.75 (225.75)

**DOLLAR**
**New York close**
DM1.87125 (1.879)
FFr6.3680 (6.387)
SFr1.58925 (1.595)
Y129.375 (129.30)
**London:**
DM1.8785 (same)
FFr6.3950 (6.3925)
SFr1.5965 (1.5960)
Y129.65 (129.80)

**GOLD**
**New York lunchtime:**
Comex April
$366.9 (396.3)

**STOCK INDICES**
**New York close**
Dow Jones Ind. Av: 2,321.07 (-10.18)
S&P Comp 296.04 (-1.93)
**London:**
FT-SE 100 2,044.3 (-25.6)
**World:**
144.26 (Fri)
**Tokyo**
Nikkei Ave 31,828.75 (+142.97)
**Frankfurt**
Commerzbank 1,673.8 (+3.1)

**OIL**
Brent 15-day (Argus) $16.45 (-0.25) (Feb)
West Tex Crude $17.475 (-0.16) (March)

## CONTENTS

**Italy's finances exasperate Giorgio the Sensible**

Giorgio La Malfa, leader of the Republican Party, has gone just about as far as he can to distance his party from the Government without actually pulling his three Republican ministers out of the coalition. Page 3

**Czechoslovakia:** Literary metamorphosis of Franz Kafka ..... 4
**France:** New entente cordiale sought in Asia and Middle East ..... 5
**Management:** Woman entrepreneurs - truth of an image is put to the test ..... 12
**Editorial Comment:** UK water sale in a muddle; Japan moves into Europe ..... 18
**US:** Bush faces challenge posed by savings and loans crisis ..... 18
**Arms talks:** Time for more than jaw-jaw ..... 19
**Lex:** Markets; Plessey; Berisford; NFC ..... 20

Europe 2-4
Companies 21,24
America 7
Companies 21
Overseas 5
Companies 26
World Trade 6
Britain 8,10
Companies 29-31
Agriculture 34
Arts-Reviews 16
World Guide 16
Commercial Law 14
Commodities 34
Crossword 42
Currencies 42
Editorial Comment 18
Euro-options 42
Financial Futures 42
Gold 34
International bonds 27-29
Intl. Capital Markets 27-29
Letters 19
Lex 20
Management 12
Money Markets 42
Observer 18
Raw Materials 34
Stock Markets 43,46
-Wall Street 46
-London 38-41
Technology 11
Unit Trusts 38-39
Weather 20
World Index 46

THE
*A Unique Quality of Life*
EFFECT
*Excellent Leisure and Recreational Facilities*
IS
*Children Here Can Grow Up and Find Enjoyable Work*
LIVING
*And So Can Their Children's Children*

THE PETERBOROUGH EFFECT
IS WORKING FOR YOU

*For more information on how the Peterborough Effect can affect your business, contact Christopher Gibaud, Director. Peterborough Development Agency, Stuart House, Peterborough, PE1 1UJ. Telephone (0733) 558816.*

# Walesa hits at Communist system as talks begin

By Christopher Bobinski in Warsaw

MR LECH WALESA, leader of the banned Solidarity union, yesterday blamed the Communist system for Poland's plight and told the authorities the country needed wide-ranging reforms, including the return of his union.

Speaking at an opening session of talks with the authorities, he said: "We have to have our own union which will defend workers' rights and serve Poland's interests." Such *a union did not threaten anyone*, he added.

He also called for an end to political control over the economy and steps to bring down the inflation rate.

At the round-table talks in Warsaw were 57 people, including Solidarity leaders, an official Communist team, representatives of the established unions, OPZZ, and two Roman Catholic priests.

General Czeslaw Kiszczak, the Interior Minister, said restrictions on Solidarity would be lifted when the union agreed on a formula for "non-confrontational elections" and gradual political and economic change.

He admitted that the party was split on whether to legalise Solidarity and he demanded safeguards that "a new Solidarity will be set up which will not threaten social peace."

Before the talks began yesterday afternoon, the Solidarity team walked to the building through a crowd of supporters several hundred strong which shouted encouragement.

Inside the building, Gen Kiszczak shook hands with the Solidarity representatives, against many of whom he himself had directed police operations in the early 1980s, committing several to prison.

The atmosphere was polite but restrained as Mr Adam Michnik, a well-known dissident and the author of letters to the Interior Minister from prison, shook the general's hand. "We know each other from our correspondence," he said, to which the minister replied: "I hope we'll get to know each other better."

At the talks, which now go into committee and are expected to last some six weeks, the authorities will be seeking an accord on economic policies, and will be attempting to coax Solidarity into parliament at elections in the early summer.

The union, for its part, will be holding out for its return to legality and, while accepting an electoral pact which will leave the establishment with a majority, will seek to ensure that opposition seats in Parliament are filled by free ballot.

At one point yesterday, Mr Sila Nowiski, a famed defender in political trials, called unexpectedly for a minute's silence in memory of two priests suspected of having been murdered in mysterious circumstances in the past two weeks.

Mr Alfred Miodowicz, the head of the official union, in his speech hit a populist note warning against political pacts which would ignore workers' needs and argued for a common front with Solidarity.

Lech Walesa arrives by train for yesterday's meeting.

# Poland's allies view discussions with mixed emotions

By Leslie Colitt in Berlin

POLAND'S Warsaw Pact allies are sharply divided over the talks between the Polish leadership and Solidarity.

Orthodox East Germany and Czechoslovakia, both worried about catching the Polish political virus, fear a resurrection of Solidarity, which they vigorously opposed in 1980 and 1981. But the Soviet Union takes a more pragmatic view, and reformist Hungary is hoping for a compromise.

The media in East Germany reported only briefly yesterday on the opening of the talks without mentioning Solidarity's name or that of Mr Lech Walesa. They have avoided the subject except to reprint warnings by the official Polish unions, OPZZ, which oppose union pluralism.

East Germany virtually closed its borders to Poles last November after the rise of Solidarity. East Berlin warned the Polish Communist Party against tolerating the banned union and sharply attacked Mr Mieczyslaw Rakowski, Poland's Prime Minister, for conducting a dialogue with Mr Walesa until martial law was imposed in December 1981.

Gen Wojciech Jaruzelski, the Polish leader, visited Prague last week for surprise talks with the Czechoslovak leadership. No indication was given that the talks with Solidarity were discussed but the hardline party in Prague has until now used force against its own increasingly restive opposition.

By contrast, the Hungarian media reported extensively on preparations for the talks in Warsaw, and the weekly magazine Kepes Het published an interview with Mr Walesa in which he said the only alternative to political pluralism was violence.

The Hungarian leadership has spoken of the need for a multi-party system but has been criticised by the domestic media for failing to follow up words with deeds.

**THE PARTY leader of Bucharest, Romania's biggest and most important party organisation, was unexpectedly replaced at the weekend after holding the post for less than a year, writes Judy Dempsey in Vienna.**

**Mr Constantin Radu, a former central committee secretary and candidate member of the ruling politburo, was "released" and "given other tasks on a party line," according to Agerpress, the Romanian news agency. It did not give any further details about his future career. His successor is Mr Barbu Petrescu, who was Deputy Prime Minister for a brief period last year. He is believed to be a close relative of Mrs Elena Ceaușescu, wife of President Nicolae Ceaușescu.**

# Candidates queue up to contest Soviet elections

**Quentin Peel** reports on the rush to represent

AN AVERAGE of more than five candidates have been nominated for each constituency in the Soviet Union's first contested elections, according to figures from the Central Electoral Commission.

However, the numbers are very unequally distributed across the country — ranging from 35 names contesting one seat, to many with only one candidate.

Moreover, the list could be drastically reduced over the next three weeks as district election meetings decide which candidates' names will actually be put on the ballot paper for the poll on March 26.

Confusion, ignorance of the new election laws, and contradictory indications of the extent of free choice available, have been reported back to Moscow as the population struggles to come to terms with an entirely new electoral process.

In some constituencies, anything from 16 to 35 candidates have been proposed to contest seats in the new 2,250-strong Congress of People's Deputies, according to the Commission figures. Those seem certain to be drastically pruned by district election meetings over the next three weeks.

Elsewhere, "there have been cases where the overwhelming authority of one of the candidates has enabled him, even at this first stage, to gain the unquestioning trust of his future electorate," according to Mr V Orlov, the Commission chairman.

Overall, 7,531 candidates have been nominated for the 1,500 constituency seats. A far more modest 880 candidates have been put forward for the 750 seats reserved for public organisations like the Communist Party and its affiliated trade unions, and Komsomol youth league. The overwhelming majority are members of the party — 778 out of the 880.

The most popular election battles are set for the 750 territorial constituencies, divided up on the basis of equal population size, where an average of six candidates each are competing.

An average of four candidates each have been put forward for the 750 "national-territorial" seats, divided equally between the 15 republics regardless of population size (tiny Estonia, with 1.5m, has the same 50 seats as the huge Russian federation.)

In spite of the apparent proliferation of candidates, however, the authorities admit to widespread problems.

Argumenti i Fakti, the authoritative weekly newspaper, reported this weekend that the Central Electoral Commission had particularly discussed complaints about the election process in Belorussia, Moscow and the Kaluga region.

"It was noted that there were a fair number of shortcomings in the election campaign," it said. "The electoral commissions were formed in many cases without account being taken of the changes in their powers. A significant share of the composition of these commissions lacks the necessary knowledge and experience, which causes problems in ensuring that the requirements of the election law are observed."

Another serious cause of some 2,000 complaints to the Central Commission has been the refusal of local authorities to allow candidates to be nominated from ordinary residents' meetings, instead of Communist Party-dominated workplace meetings. It is not clear whether the local authorities have been compelled to change such decisions, although Mr Orlov said these were clear "violations of the law."

The district election meetings to be held up till February 24 will be a critical part of the process. Many observers fear they will be used to weed out popular grass-roots candidates standing against traditional members of the Communist Party bureaucracy.

The meetings have to be summoned by the local electoral commission, which decides how many should attend, and where they come from. In order to get their name on the ballot paper, candidates have to get half the votes in the meeting, so the final slate will depend critically on who attends.

The full list of candidates also includes a number who have been nominated for several different seats, and who must now decide where they will stand.

They include important party figures like Mr Vladimir Shcherbitsky, leader of the party in the Ukraine, and Mr Vitaly Vorotnikov, president of the Russian federation — the two full members of the politburo whom Mr Gorbachev has forced to stand for election in their home republics.

Two leading reformers who also have to decide which seat of several to choose are Dr Andrei Sakharov, the once-exiled dissident and nuclear physicist, and Mr Boris Yeltsin, disgraced former leader of the Moscow city Communist Party. Both have said they will not stand against each other.

MANNESMANN

Mechanical engineering + electronics
Mannesmann's decisive edge

Harnessing the potential of mechanical engineering and electronics to create intelligent products and complex systems. That's Mannesmann's decisive edge.
Its value to industry is underlined by success after success in tomorrow's key markets: in drive and control technology, in process and production automation, in innovations for the automotive industry, in information and communications technology.
Take hydraulics and materials handling. Pioneering breakthroughs have made Mannesmann the world leader in both fields. Two of the most recent examples: the latest electronically controlled drives that are revolutionising automatic production processes, and highly automated materials flow and storage systems that point the way to the factory of the future.
Mannesmann: the skill and expertise of over 120,000 professionals. At work in over 100 countries around the world.

mannesmann technology

Mannesmann AG
D-4000 Düsseldorf 1
Mannesmann Demag
Machinery, plant and systems
Mannesmann Rexroth
Drive and control technology
Fichtel & Sachs
Automotive, bicycle and motorcycle technology, engines
Mannesmann Anlagenbau
Engineering + Construction
Mannesmann Hartmann & Braun
Instrumentation and process control
Mannesmann Kienzle
Data processing, information and communications technology
Mannesmannröhren-Werke
Pipe and tubular products
Mannesmann Handel
Consulting, supplies, logistics

CAD/CAM system as an integrated module in a CIM environment created by Mannesmann Kienzle, in operation in a mechanical engineering company.

# Lambsdorff defends N-weapons delay

By David Goodhart in Bonn

MR OTTO LAMBSDORFF, chairman of the Free Democrats (FDP), junior partner in the West German centre-right coalition, yesterday forcefully defended Mr Hans-Dietrich Genscher, his FDP colleague and Foreign Minister, from US allegations of naivety in relation to East bloc reforms.

He also spoke out strongly against an early decision on modernising short-range nuclear missiles.

Addressing the Frederich Naumann Foundation and American Council on Germany in Washington, he said that the mood between the US and West Germany had been deteriorating since the US-Soviet detente of the late 1970s turned sour.

"This overall mood is not just the result of differences of interest between our two countries, which do indeed exist, it is above all the outcome of diverse misperceptions and misunderstandings," he said.

The FDP chairman, who is one of the key figures in the Bonn coalition, said the controversy over modernising short-range weapons was one such area of misunderstanding.

"The existing systems have a service life until 1995. Our position is thus as follows: a decision is not necessary yet, nor is it advisable at the moment, it would send the wrong signal at the wrong time in the wrong field.

"But here in the US that position is often regarded as abandonment of nuclear deterrence, as compliance with the wishes of the Soviet Union, as the start of the neutralisation of the Federal Republic of Germany. This is not a correct assessment of our motives."

His firm views on delaying modernisation follow the comments of Mr Theo Waigel, new chairman of the Christian Social Union, and a supposed coalition hardliner, on waiting until 1991 or 1992 before taking a final decision.

Both statements will cause disappointment in some sections of military and political opinion in Washington and London.

Mr George Younger, Britain's Defence Secretary, has said that postponing modernisation for two years would make the replacement too late.

However, although a firm decision on deploying the modernised weapons in 1995 is not likely from Bonn this year, a compromise statement confirming the need to modernise is possible.

But the modernisation issue is widely seen as a proxy for wider differences between Bonn and Washington over East-West relations, and Mr Lambsdorff's comments come in the middle of intense discussions between the two capitals designed to patch over differences.

Mr James Baker, the new US Secretary of State, is due in Bonn next week.

Mr Lambsdorff, challenging the prevalent view of "Genscherism" in Washington, said: "Holding Mr Gorbachev to his word means to Mr Genscher, as it does to all of us, putting Mr Gorbachev to the test, judging his words by his deeds."

However, while admitting that his basic assessment of Mr Gorbachev was the same as Mr Genscher's, he was also careful to add that he was more sceptical of perestroika's immediate chances of success.

# Prospects for toxic waste treaty hang in balance

By Tim Dickson in Brussels

PROSPECTS for an international treaty on toxic waste disposal next month are in the balance after negotiations in Luxembourg ended in deadlock on key issues.

Dr Mostafa Tolba, executive director of the UN Environment Programme — the driving force behind the initiative — was optimistic yesterday that agreement could still be reached in time for the proposed treaty-signing in Basle, Switzerland, scheduled for March 20-22.

Dr Tolba's optimism was scarcely shared by all delegates, with sceptics concerned that differences between industrialised and developing nations might prove irreconcilable.

The UNEP meeting, hosted by the European Commission, was attended by experts from 50 countries, including all major industrial countries and 11 African states.

The talks come at a time of mounting concern about the international transport and disposal of hazardous waste, the lack of agreed rules governing these movements, and the growing threat from illegal operators.

The draft treaty deems illegal any trans-boundary movements or attempted movements where the countries concerned have not been notified, where a country has objected, or where approval by the exporter has been gained by fraud. Signatories would have to introduce national legislation to prevent illegal traffic and punish offences; but the treaty is not trying to outlaw the trade completely.

Sometimes it was better to move hazardous waste from one country to another where there were more environmentally-sound disposal facilities, Dr Tolba explained.

Problems outstanding include the rights of transit countries, flags of convenience and the status of offshore territories.

Greenpeace representatives said the two most divisive issues were bilateral agreements and illegal traffic.

# Spain seeks UK help on Gibraltar

By Robert Mauthner, Diplomatic Correspondent

SPAIN IS expected to urge Britain to put more pressure on Gibraltar to implement a 1987 Anglo-Spanish agreement which would allow Spanish citizens to use Gibraltar airport without going through local formalities.

This is will be one of the main issues to be raised by Mr Francisco Fernández Ordóñez, Spain's Foreign Minister, who was due in London last night for talks with Sir Geoffrey Howe, the Foreign Secretary.

Mr Fernández Ordóñez is also due to see Mrs Margaret Thatcher, the Prime Minister, today before the main round of discussions.

The talks, part of the regular exchange of views between the two countries established by the 1984 Brussels agreement, are taking place in a relatively relaxed atmosphere following the British Foreign Secretary's visit to the Rock last week.

On that occasion, Sir Geoffrey reached agreement with the local authorities on the early withdrawal of most of Britain's army contingent.

Though he stressed that the decision was based entirely on technical military grounds and did not in any way affect Britain's political commitment to Gibraltar, the move was seen as a conciliatory gesture by the Spanish Government.

Sir Geoffrey will again stress in his talks with Mr Fernández Ordóñez that Britain intends to honour fully its commitment not to allow sovereignty to be transferred to Spain or any other state against the wishes of the people of Gibraltar.

However, Britain is prepared to co-operate with Gibraltar and Spain in fostering closer economic co-operation between Gibraltar and the Spanish hinterland with a view to achieving greater integration of the Rock into the Spanish economy in the longer term.

Spain, for its part, recognises that a transfer of sovereignty against the wishes of Gibraltarians is undesirable and that it will take a long time to change the minds of the Rock's population.

However, the Spanish clearly would like to explore ways of making faster progress on the problem of Gibraltar's future status.

FINANCIAL TIMES

Published by the Financial Times (Europe) Ltd., Frankfurt Branch, represented by E.Hugo, Frankfurt/Main, and, as members of the Board of Directors, F. Barlow, R.A.F. McClean, G.T.S. Damer, M.C. Gorman, D.E.P. Palmer, London. Printer: Frankfurter Societäts-Druckerei-GmbH, Frankfurt/Main. Responsible editor: Sir Geoffrey Owen, Financial Times, Bracken House, Cannon Street, London EC4P 4BY. © The Financial Times Ltd. 1989.

FINANCIAL TIMES, USPS No 190640, published daily except Sundays and holidays. US subscription rates $365.00 per annum. Second-class postage paid at New York NY and at additional mailing offices. POSTMASTER: send address change to: FINANCIAL TIMES, 14 East 60th Street, New York, NY 10022.

Financial Times (Scandinavia) Ltd, Ostergade 44, Copenhagen, DENMARK

# MEPs plan computer links with home bases

By George Graham in Paris

THE NEXT vintage of Members of the European Parliament, after the election in June, will still have to commute between Brussels, Strasbourg and their home constituencies, but they will be able to stay in better touch than their predecessors through the computer screen.

The Parliament is about to embark on a five-year computerisation experiment which will give every MEP a terminal in his or her constituency, and shared terminals in Brussels for each of the eight political groups in the assembly.

Lord Plumb, the Parliament's president, is due to decide by February 15 between the two consortia left in the race for the £5m computerisation project, known as Ovide 2.

The first consortium offers hardware worth approximately £1.5m from Bull, the French state-owned computer group, and around £3m of software from Scicom of the UK, with ancillary equipment supplied by Danet of West Germany and by national telecommunications authorities.

The second teams ICL of the UK, supplying hardware from the US manufacturer Clan, with a software partnership between GFI of France and Vicorp of Switzerland, with national telecom authorities also involved for ancillary communications equipment.

The tender is at a fixed price and the decision will be made on technical grounds. The Parliament's own technical services are understood to prefer the first option, on the grounds that the Thomson terminals are more advanced than Clan's.

MEPs believe the Ovide programme could go some way towards solving the difficulties created by the Parliament's migrations between Strasbourg, where it holds full sessions, Brussels, with committees and political groups, and Luxembourg, where the secretariat is based.

The Parliament recently voted in favour of transferring the secretariat and some technical sessions to Brussels, raising the hackles of both French and Luxembourgeois governments.

They believe the continual commuting undermines their credibility with their constituents, and hope the Ovide system will help improve the public's belief that they can work effectively.

In addition to the computer terminal, each member will receive an allowance of around £1,000 a year towards operating and servicing the equipment.

# Italy's finances exasperate Giorgio the Sensible

## Republican leader's coalition loyalties have been sorely tested, writes John Wyles

IN THE 1970s the Monty Python team of British comedians used to do a sketch about a general election fought between a variety of parties ranging from the "Very Silly Party" to the "Sensible Party." In Italian terms, the Republican Party, has in recent years seemed amply qualified for the "Sensible Party" label, although for the past year some people have thought of it more as "the mouse that roars."

This owes much to the energetically voluble efforts of its young new leader, Mr Giorgio La Malfa, to establish more territory for himself and his small party on Italy's crowded political map.

Having taken only 3.7 per cent of the vote in the June 1987 election after a more affirmative 5.1 per cent in 1983, the Republicans seem always in danger of being crushed in the competition and rivalry between the two parties which have dominated Italian coalitions in the 1980s, the Christian Democrats and the Socialists.

In recent weeks, 48-year-old Mr La Malfa, son of the celebrated Ugo La Malfa, whose political weight as Republican leader in the 1970s was usually greater than his party's, has gone just about as far as he can to distance his party from the Government led by the Christian Democrat Mr Ciriaco De Mita without actually pulling his three Republican ministers out of the coalition.

An economist trained at Cambridge in the UK and at the Massachusetts Institute of Technology, Mr La Malfa is outraged at the Government's failure to get a grip on the crisis of Italian public finances.

"What we need is a Thatcherite approach," he says with the bluntness which sets him apart from Italy's more emollient political class. His ire, and that of many independent economists, has been ignited by the agreement Mr De Mita reached with the unions nearly a fortnight ago which will index tax thresholds in line with inflation.

This highly questionable deal, fully supported by Mr Bettino Craxi, the Socialist leader, will serve to widen a budget deficit which stands at 11.5 per cent of gross domestic product, and will rob the state of revenues needed to finance Italy's L 1 million billion (£417bn) of public debt. According to Mr La Malfa, it puts into question claims by both the Christian Democrats and the Socialists to be Italy's rightful governing parties.

When Mr De Mita took over the premiership last April, Mr La Malfa moved squarely behind him and chose to underline the fact by picking public rows with Mr Craxi. But now he says he is losing confidence in the Christian Democrats, "who don't seem to realise that their ability to govern the country has been put into question by the premierships of Spadolini and Craxi."

Mr Giovanni Spadolini, now president of the Senate, was Mr La Malfa's predecessor as Republican leader and for 18 months in 1981-82 he was Italy's first non-Christian Democrat Prime Minister since the war. Mr De Mita's key political task is to re-establish his party's automatic right to the premiership after an absence which, including the Craxi term, lasted until early 1987.

Increasingly, however, the Prime Minister's concentration has been distracted by a highly traditional power struggle within his own party which

La Malfa: "What we need is a Thatcherite approach."

reaches its climax at the congress on February 18. Few insiders will now bet on his chances of retaining the Christian Democrat leadership because a majority in the party cannot stomach the concentration of power involved in being both Prime Minister and party secretary.

Mr La Malfa believes the Government has a limited future if Mr De Mita loses the party leadership. "It is a necessary, but not a sufficient, condition for De Mita's leadership of the Government," he says. Once displaced, the Prime Minister will be vulnerable to the party's periodic internal struggles, which have unseated many a Christian Democrat Premier in the past.

The Republican chief has called for a meeting of coalition party leaders immediately after the congress and warns: "There could be a political crisis because this Government needs credibility, either through a reshuffle or through discussion on a new course." In recent days Mr Craxi has also hinted at the need for a reshuffle through a characteristically coded observation that there are some "deadweights" in ministerial office.

Mr La Malfa believes Mr Craxi will continue to dominate Italian politics for the next 10 years but he is reluctant to put the Republicans behind the Craxi dream of building an alternative coalition to one with the Christian Democrats.

"It is difficult to believe that a coalition based on the Socialists and the Communists will perform better in areas where the Christian Democrats are failing," he says, referring to the public finance problem.

He is hoping that by exposing the inability of the two main governing parties to grapple with Italy's key problem, the Republicans will climb back up to a 5 per cent vote in regional elections next year. The problem is, though, "that we are seen as too haughty and severe and it is feared that our policies will be too harsh and unpopular." But, as leader of the Sensible Party, Mr La Malfa believes somebody has to tell the Italians that "governments have to take back some of the things they have been giving away for too many years."

# French left agrees partial pact for municipal polls

By Paul Betts in Paris

THE FRENCH political left is struggling to put together a united front against the right-wing opposition parties in next month's municipal elections.

The Socialist and Communist parties reached a partial agreement on joint lists of candidates at the weekend, but the effort revealed deep-seated friction between the two.

Despite the weekend agreement, there are likely to be at least 50, and perhaps as many as 70, primaries opposing Socialists and Communists in the first round of the municipal elections next month.

Although the new Socialist Government has a policy of political overture to the centre, it has none the less resorted to its traditional union with the Communist Party for the purposes of the municipal polls.

However, it has found negotiations to form joint lists with the Communists much more difficult this year because of the latter's insistence on reactivating the electoral pact they formed for the 1983 municipal elections.

The Socialists have vigorously opposed resurrecting that pact, arguing that the respective electoral weight of the two parties has changed significantly since.

Indeed, while the Socialists have steadily gained ground, the Communists have fallen to around 10 per cent of the national vote.

The large number of primaries between left-wing candidates is expected to give an advantage to the neo-Gaullist RPR and centrist UDF opposition parties, which have managed to reach an agreement on joint lists much more easily.

The Socialists have also been shaken by a series of internal divisions which risk undermining the party's chances in some key cities.

**FRENCH prison officers, who have rejected a government reform plan for the country's jails, began go-slow industrial action yesterday that could quickly halt the judicial system, Reuter reports. The warders of France's 180 prisons have rejected a government report produced after a previous dispute. They say it fails to meet their demands for better wage conditions and an improved pension scheme.**

# Athens alters its position on defence

By Andriana Ierodiaconou in Athens

GREECE HAS told the Western European Union (WEU) that it accepts a political commitment to a mixed nuclear and conventional defence and deterrence strategy.

The Athens Government has taken this step in an attempt to remove an important obstacle to its application to join the nine-nation defence grouping.

The Greek position is understood to have been made known officially to the WEU secretariat last month.

The country's Socialist Government, which is committed to removing the US nuclear weapons stationed in Greece since the 1960s and is a member of the six-nation initiative for nuclear disarmament launched in 1984, applied to join the WEU in February 1987.

The application made little headway, however, partly because of Athens' anti-nuclear policy.

Greece is now hoping to emulate Spain, which was admitted to the WEU last autumn after accepting a mixed defence and deterrence strategy while preserving its opposition to the stationing of nuclear weapons on its own soil.

Greece's main motive in applying for membership was to secure protection against a perceived military threat from neighbouring Turkey, a member of Nato but not the WEU.

The 1948 Brussels treaty establishing the WEU includes an undertaking by signatory countries to come to one another's aid in the event of attack by a non-member aggressor.

Although Turkey moved to join the WEU two months after the Greek application, Athens trusted that its membership of the European Community would give it priority over Ankara, a non-member of the EC.

The WEU, however, has signalled that it wants to maintain an even-handed policy towards Greece and Turkey, and Athens now fears that the two applications might be linked.

The Greek Socialists tried and failed to secure a guarantee of aid against Turkey within Nato.

# Iceland devalues currency again

By Robert Taylor in Stockholm

THE ICELANDIC Government devalued the krona by 2.5 per cent yesterday when Mr Steingrimur Hermannsson, the Prime Minister, unveiled financial measures designed to open the economy to overseas competition. This is the second devaluation of the year, following a 4 per cent cut on January 6, and the fifth in less than 12 months.

The Government also intends to strengthen the powers of the central bank over interest rates and the rest of the banking system. The aim is to reduce the interest rate on government bonds to 5 per cent as soon as possible. In the meantime, it will vary between 6.8 and 7 per cent.

Mr Hermannsson said Icelandic companies would be allowed to borrow directly from foreign institutions.

# Italy's new TV channel is in tune with the Vatican

By Alan Friedman in Milan

A NEW all-Catholic television network has been launched in Rome, and if its politician-journalist founder has his way, viewers up and down the Italian peninsula will soon be tuning in to "clean" programming that features such shows as "Saint Peter's Square," a weekly review of the Pope's activities.

Mr Alberto Michelini, the 47-year-old former broadcaster from the Christian Democrat-controlled RAI Uno network, denies that Persona, his new station, is in any way linked to the Vatican.

"But I am very grateful that the Vatican spokesman has said the Holy See looks upon our venture with sympathy," he says.

Mr Michelini, who is also an MP, a city councillor in Rome and a member of the European Parliament, all on behalf of the Christian Democrats, says he wants to create a nationwide network that will be "clean, educational and perhaps even fun."

While some of Italy's smaller private television stations try to attract viewers with strip shows or scantily-clad dancing girls, Mr Michelini says he is hoping to persuade Cardinal Joseph Ratzinger, keeper of the Roman Catholic faith, to become involved in Persona's programming.

Much of the L5bn (£2m) launch cost, says Mr Michelini, was borne by Mr Silvio Marzi Marchese, a Zurich-based businessman and friend. For the time being the broadcasts are being aired only in Lazio, Tuscany and Umbria, but Persona is negotiating with regional stations around the country.

A look at some programmes suggests that the station may be seeking to bore its viewers out of the home and into the church, but Mr Michelini insists he is trying to build "a service network, created and run by Catholics". He stresses that, unlike US religious television, the Italian hybrid will not be evangelical, nor will it solicit funds from viewers.


THE NEW NATIONAL SAVINGS CAPITAL BOND

Capital Bond

12% pa FOR FIVE YEARS

YOUR CAPITAL GROWTH IS ABSOLUTELY, CERTAINLY, DEFINITELY, GUARANTEED FOR A FULL FIVE YEARS

(AND THAT'S FOR SURE)

If you want to see your capital grow, and want to know precisely how well you can make your savings work for you, the latest idea from National Savings could be just what you're looking for.

Our new Capital Bonds are designed for capital growth. They're completely risk-free, and they will guarantee that you get the maximum return of 12% pa if you hold them for a full five years.

How Capital Bonds work

Capital Bonds are for lump sums.

You buy them in multiples of £100. (There is no top limit.)

Then you just sit back, in the certain knowledge that your capital growth is guaranteed, year on year, for a full five years. Whatever happens to other interest rates.

You can cash in early if you need to, but it pays to hold your Bond for the full five years.

Benefits for taxpayers and non-taxpayers

Anybody who buys Capital Bonds will benefit from totally secure growth at guaranteed rates.

The interest on Capital Bonds is taxable. But, unlike local banks and building societies, National Savings don't take tax off your interest before you get it. So there is a very important added advantage for non-taxpayers, who will keep all the interest.

How to buy Capital Bonds

Ask at your post office for a purchase form and prospectus.

CAPITAL BONDS

NATIONAL SAVINGS

● ELECTRONIC COMPONENTS ● TELECOMMUNICATIONS ● COMPUTER PERIPHERALS ● PROCESS CONTROLS ● INSTRUMENTATION ● TELECOMMUNICATIONS ● PROCESS CONTROLS ● ELECTRONIC COMPONENTS ● SOFTWARE

CANADA-UK
MARKETPLACE '89
FOR
INFORMATION TECHNOLOGY
1st & 2nd MARCH-LONDON

A marketplace for over 40 Canadian hi-tech companies seeking British partners for joint ventures, licensing, distributorships, agency arrangements and sales

Please send me profiles of the visiting Canadian information technology companies

Name .....
Title .....
Company .....
Address .....
.....
.....
Tel: ..... Telex/Fax: .....

Business Briefings, 565 Fulham Road, London SW6 1ES
Telephone: 01-381 1284

Sponsored by the Government of Canada

● SOFTWARE ● COMPUTER PERIPHERALS ● SWITCHING ●

THE THAILAND FUND

INTERNATIONAL DEPOSITARY RECEIPTS

issued by
MORGAN GUARANTY TRUST COMPANY OF NEW YORK
Evidencing Beneficial Certificates Representing 1,000 Units

Notice is hereby given to the unitholders that the Thailand Fund declared a distribution of BAHT 13.83 per Unit. The record date for this dividend is 31/12/88.

As of February 6, 1989 payment of coupon number 2 of the International Depositary Receipts will be made in U.S. Dollars at the net rate of USD 488.48 per IDR after deduction of 10% Thailand withholding tax and of USD 1.36 depositary fees.

Payment will be made at the following offices of Morgan Guaranty Trust Company of New York :

- Brussels, 35, avenue des Arts
- London, 1, Angel Court
- Frankfurt, 46, Mainzer Landestrasse
- Zürich, 38, Stockerstrasse

In compliance with the terms and conditions of the Deposit Agreement the dividend will be paid by the depositary or the afore-mentioned agents against presentation of the coupon and of the appropriate certificate of nationality and residence duly completed.

Morgan Guaranty Trust Company of New York
Brussels Office, as Depositary.

SPAIN

The Financial Times proposes to publish this survey on:

21st February 1989

For a full editorial synopsis and advertisement details, please telephone:

Richard Oliver on
Madrid 459 01 50
or Sandra Lynch on 01-248 8000 ext 4199

or write to her at:
Bracken House
10 Cannon Street
London EC4P 4BY

FINANCIAL TIMES
EUROPE'S BUSINESS NEWSPAPER

GRANVILLE

SPONSORED SECURITIES

| High | Low | Company | Price | Change | Gross div (p) | Yield % | P/E |
|---|---|---|---|---|---|---|---|
| 307 | 185 | Ass. Brit. Ind Ordinary | 307xd | 0 | 10.3 | 3.4 | 8.3 |
| 303 | 186 | Ass. Brit. Ind. Cals | 303 | 0 | 10.0 | 3.3 | - |
| 42 | 25 | Armitage and Rhodes | 33 | +1 | - | - | - |
| 57 | 29 | BBB Design group (USM) | 29 | 0 | 2.1 | 7.1 | 4.6 |
| 173 | 150 | Bardon Group (SE) | 150 | 0 | 2.7 | 1.8 | 25.6 |
| 117 | 100 | Bardon Group Cv. Pref. (SE) | 107 | +1 | 6.7 | 6.3 | - |
| 148 | 103 | Bray Technologies | 121 | 0 | 5.2 | 4.3 | 7.9 |
| 114 | 100 | Bremhill Conv. Pref | 107 | 0 | 11.0 | 10.3 | - |
| 288 | 246 | CCL Group Ordinary | 288 | 0 | 12.3 | 4.3 | 4.4 |
| 170 | 124 | CCL Group 11% Conv.Pref | 168xd | 0 | 14.7 | 8.8 | |
| 154 | 129 | Carbo Plc (SE) | 152 | 0 | 6.1 | 4.0 | 13.2 |
| 113 | 100 | Carbo 7.5% Pref (SE) | 110 | 0 | 10.3 | 9.4 | |
| 364 | 147 | George Blair | 364xd | +1 | 12.0 | 3.3 | 8.0 |
| 121 | 60 | Isis Group | 120xd | 0 | | | 15.8 |
| 118 | 87 | Jackson Group (SE) | 120 | 0 | 3.3 | 2.8 | 13.3 |
| 287 | 245 | Multihouse NV (AmstSE) | 286 | 0 | - | - | - |
| 119 | 40 | Robert Jenkins | 103 | -1 | 7.5 | 7.3 | 3.9 |
| 430 | 124 | Scruttons | 403 | -1 | 8.0 | 2.0 | 36.6 |
| 280 | 194 | Torday & Carlisle | 272 | 0 | 7.7 | 2.8 | 13.2 |
| 280 | 100 | Torday & Carlisle Conv Pref | 106 | 0 | 10.7 | 10.1 | - |
| 98 | 56 | Trevian Holdings (USM) | 96 | 0 | 2.7 | 2.9 | 10.3 |
| 113 | 100 | Unistrut Europe Conv Pref | 106 | 0 | 8.0 | 7.5 | |
| 365 | 350 | Veterinary Drug Co. Plc | 365 | 0 | 22.0 | 6.0 | 9.4 |
| 366 | 203 | W.S Yeates | 366 | 0 | 16.2 | 4.4 | 70.4 |

Securities designated (SE) and (USM) are dealt in subject to the rules and regulations of The Stock Exchange. Other securities listed above are dealt in subject to the rules of TSA

These Securities are dealt in strictly on a matched bargain basis. Neither Granville & Co Limited nor Granville Davies Limited are market makers in these securities

Granville & Co. Limited.
8 Lovat Lane, London EC3R 8BP
Telephone 01-621 1212
Member of TSA

Granville Davies Limited
8 Lovat Lane, London EC3R 8BP
Telephone 01-621 1212
Member of the Stock Exchange & TSA

YKK

Makes Living More Comfortable with its Aluminum Building Products and, of course, its Zippers.

YKK

YOSHIDA KOGYO K.K.
1, Kanda Izumicho, Chiyoda-ku, Tokyo, 101, Japan
Tel: (03) 864-2134, Fax: (03) 864-2139

I.G INDEX LTD, 9-11 GROSVENOR GARDENS, LONDON SW1W 0BD
Tel: 01-828 7233/5699 Reuters Code: IGIN, IGIO

| FT 30 | FTSE 100 | WALL STREET |
|---|---|---|
| Feb. 1672/1681 -25 | Feb. 2050/2060 -29 | Feb. 2313/2325 -15 |
| Mar. 1682/1691 -26 | Mar. 2062/2072 -21 | Mar. 2322/2334 -15 |

Prices taken at 5pm and change is from previous close at 9pm

## EUROPEAN NEWS

# Prague's literary metamorphosis

**Judy Dempsey** reports on the rehabilitation of Franz Kafka

LATER this spring, the children of 1968, will, for the first time, be able to buy the works of Franz Kafka. His publishers at Odeon, whose offices are a short walk from Prague's National Theatre, will publish The Castle. Next year, another publishing house will bring out America. These will be followed by his short stories and then The Trial.

It has taken nearly 20 years for the Czechoslovak authorities to reinstate Kafka as the country's, if not Europe's, finest and most complex writer of the twentieth century.

Indeed, such is their unchallenged control over the cultural curriculum that, since 1968, students of Czech literature have received no lectures on Kafka. And this despite the fact that Kafka lived most of his short life in Prague, where he died in 1924.

Even before 1968, Kafka was banned by the Nazis, banned by the Stalinist regime of the 1950s and then relegated to the drawer in the 1970s. Mr Ivan Klima, another banned writer, described this reaction to Kafka: "They were afraid."

Successive regimes in Prague seemed to share this feeling towards Kafka. Here was a writer who described a human condition torn between fighting an anonymous bureaucracy and striving for perfection, between compromises and freedom to choose, between alienation and accepting the world as it is. And since he implicitly questioned man's ability to be perfect, it is no wonder he was banned by Nazis and communists alike, who claimed that they held the key to the perfect society.

It was thus not surprising that Kafka's depiction of the world around him earned him bitter condemnation in the early 1950s when Czechoslovakia was on this very road towards socialist perfection. Howard Fast, for instance, criticised Kafka, as "the German-Jewish writer, a proponent of the petty-bourgeois equation of German Fascism which makes man equal to a cockroach while sitting at the top of the cultural dung heap of reaction", a reference to Kafka's short story, Metamorphosis.

But however much Soviet, East German and other socialist-realist writers poured invective on Kafka, young Czechs rallied to his defence in the late 1950s. By then, the seeds of the Prague Spring were planted, especially by writers, including Mr Ivan Klima, who is banned, and Mr Vaclav Havel (the banned playwright now sitting in Ruzyne Prison waiting to be tried).



Kafka: shabby bourgeois or observer of the human condition?

At the famous Liblice conference devoted to the 80th anniversary of Kafka's birth, many Czechoslovak writers broke their silence. Professor Eduard Goldstucker, later head of the Writers' Union and subsequently banned, refused to let Kafka be interpreted as a shabby bourgeois writer. "Those who take a lively interest in Kafka's writings, obviously find in them something which corresponds to their needs. This is true both about the capitalist world and about us."

What Mr Goldstucker and others, including Mr Klima, argued was that Kafka decribed the human condition for what it was – the burden of choice. For the 1960s, such statements had deep political undertones since it questioned the individual's identity with the state, in this case, the building of socialism. The individual had the right to choose, or as many writers argued at the time, the right to say "no."

But while those discussions about Kafka's work contributed to the spontaneous outpouring of creativity and criticism, so stultified under Stalinism, they also contributed to his banishment after 1968. For, by leaning on Kafka and questioning the relationship between art and politics, the post-1968 regime regarded all those earlier discussions as ideologically heretical. And just as Kafka depicted man's sense of internal conflict and sense of nothingness in his writings, so too President Gustav Husak and his politburo philistines relegated him to the status of a "non-person."

"Kafka was seen as offensive after 1968," says Mr Josef Simon, editor-in-chief of Odeon. "He was seen by them as one of the people responsible for 1968. Kafka had become an outlet for dealing with all sorts of questions, in particular the political influence on culture."

But for Mr Klima, the authorities feared Kafka because "he was honest. His greatness is that, in his very personal problems, he was capable of mirroring the real human question. That it is impossible for anybody to be perfect in various fields of activity. It was a burden for him. You see this in his writings, the same question – how to fulfil one's potential and needs. Kafka was too honest for them. And they are afraid of everybody who is so honest."

It has been difficult for the regime to keep both Czech and foreign writers away from Kafka. Throughout the 1970s, scholars travelled to Prague, not only to learn more about Kafka but to understand the lost world of those German-Jewish writers which, until 1938, were an intrinsic part of Czech culture.

As a gesture to Kafka, the authorities did publish some of his work in 1983 to mark the 100th anniversary of his birth. And last year, some literary journals published his newly-discovered notebooks. But until this year, his novels, have remained out of print.

Maybe the rehabilitation of Kafka will lead to other writers being published. Mr Simon says that the works of Mr Vaclav Havel, Mr Bohumil Hrabal, Mr Ivan Klima, to name just three of the 230 writers who are on the notorious black list drawn up after 1968, should be published. At the same time, he admits the silence of the past 20 years has been a tragic loss for Czech literature but remains a little optimistic. "The Czech people have internalised their lives and by doing this, they have preserved certain spiritual qualities," says Mr Simon.

Mr Klima is not so sure. "I really don't know how the damage can be repaired."



Buy one of these.

Get one of these free.

Most computer companies will answer technical questions before you buy. Several companies offer a service contract. But only one company offers a 24 hour a day, seven day a week phone in service. Free to corporate customers. It's called Corporate Helpline. From Opus; One of Britain's biggest IBM compatible computer manufacturers. It's manned by our Systems Experts, who will help you get the most from your computer by answering any queries you might have. The solution is only a phone call away. Call Fiona Reynolds on 0737 765080, or contact your dealer.

Opus Technology Ltd.
SHOWS THE WAY

SEE US ON STAND 793
NEC FEB 21st - FEB 24th

Opus Technology Ltd, 53 Ormside Way, Holmethorpe Industrial Estate, Redhill, Surrey RH1 2LW.

## OVERSEAS NEWS

# France seeks new entente cordiale in Asia and Middle East

**Paul Betts** on the excursions from Paris to improve export opportunities and political relations in the developing world

THE French Government has embarked on a series of ambitious initiatives in Asia and the Middle East to re-establish closer diplomatic and commercial links with countries which may offer France significant long-term export opportunities.

On the day President Mitterrand returned from a four-day official visit to India with his entourage of seven ministers, businessmen, intellectuals and artists, Mr Roland Dumas, the Foreign Minister, who was also part of the Indian visit, set off with his own delegation of French industrialists for Tehran.

Apart from revitalising France's flagging ties with India and normalising relations with Iran, the French Government has also sought an active role in the Kampuchean peace talks and has made a big commercial pitch in Indonesia.

The latest official visits to India and Iran are particularly significant for the Mitterrand administration. France is anxious to re-establish strong commercial ties with Tehran at a time when other western countries such as West Germany, the UK, and Italy, have already taken a lead in the Iranian export market.

France accounts for only 1.2 per cent of Iran's annual imports compared with 6 per cent before the Iranian Revolution 10 years ago.

French export performance has also been slipping in India. Despite pulling out all the stops for Mr Mitterrand's official visit last week, the French delegation returned with few new contracts in its bags. There was little progress on negotiations for a nuclear power deal to provide India with two nuclear plants.

The only significant deals included an agreement by the Institut Merieux to build a FFr 500m (£44.8m) vaccine plant near New Delhi and a joint venture signed in Paris between Peugeot and an Indian group to supply 10,000 Peugeot 504 pick-up trucks a year for the Indian market.

The delegation also left without significant progress on a bid to secure a new contract for Alcatel, the French telecommunications group controlled by the privatised Compagnie Générale d'Electricité (CGE), to instal a digital telephone network in India.

Compared to the huge resources France had mobilised for Mr Mitterrand's visit, the end result was meagre, to say the least.

On Friday evening, a $2m hour-long *son et lumiere* extravaganza was staged by the French Government on Bombay's Chowpatty beach.

The event, which included fireworks, music and lasers depicting the best of French technology – such as the TGV high-speed train, Airbus, the Ariane rocket and Alcatel – was designed as a spectacular climax to a successful visit.

Mr Mitterrand defended the spectacle, saying France wanted to show off its modern technology and not simply live up to its image of "cheese, wine and the Moulin Rouge".

Several members of the French delegation, however, had mixed feelings over the value of such a show for the promotion of Franco-Indian relations and improving commercial prospects.

"The Indian visit raises important questions on the general French approach to export markets," said one leading French industrialist, who admitted he had not really wanted to join Mr Mitterrand's court of businessmen and officials travelling on the presidential Concorde.

"Staging an expensive and ostentatious four-day visit is not the way to get results. All this is a waste of time unless it is followed by steady day-to-day relations," he said.

His concern was echoed by a banker on the trip, who warned: "You are not going to swing the balance in your favour by landing in a country with a large chunk of the French cabinet and a gaggle of industrialists and well-known personalities.

"You must also provide the credits and show you are willing to co-operate on a long-term basis."

He pointed out that countries like West Germany or Italy had established a successful relationship through their constant presence at a variety of trade fairs in India, working with small and medium-sized companies, and not simply going all out for the largest contracts. "It may not be as grand as the French an approach but it pays bigger dividends," he said.

Several French businessmen are aware of the need to revise and readapt French export policies in Asia. "It is crucial for our trade balance to encourage greater penetration of export markets by small and medium-sized French enterprises," said Mr Francois-Xavier Ortoli, chairman of the Total-CFP oil group and president of the committee organising this year's French festival in India.

Current diplomatic initiatives also reflect the French Government's efforts to establish close relations with countries which Paris considers potential long-term political partners in Asia.

A former Indian foreign secretary suggested last week: "De Gaulle sought to establish such a relationship with India which he described as an *interlocuteur valable* for France in Asia.

"I think the French Government is now trying to revive this policy in India and Indonesia."

He claimed there was a good basis for establishing such a relationship between France and India since the Indian Prime Minister, Mr Rajiv Gandhi, agrees with President Mitterrand on the need to revive the North-South dialogue and the need for a new economic order to close the growing gap between industrialised countries and the developing world.

Mr Mitterrand devoted a large part of his visit to discuss North-South issues and indicated he would make new proposals in coming months to help ease the critical problems of Third World countries.

The former foreign secretary added: "For India, a country like France could become a useful ally in the western forum. But building up such a political relationship does not necessarily imply that the flood gates will suddenly open for French exports in India. The Indians, after all, are quite crafty businessmen."

**Mr Roland Dumas, the French Foreign Minister, left Tehran yesterday after a two-day visit in which an Iranian leader said the two countries agreed to "forgive and forget" their differences, Agencies report.**

**Irna, the official news agency, reported that Mr Dumas said before flying to Kuwait that his talks with Iranian leaders had been "very fruitful". He was quoted as saying the discussions had covered ways of settling disputes between the two countries and ending strains in relations.**

**He did not elaborate. But Mr Ali Akbar Velayati, the Iranian Foreign Minister, told a Tehran news conference shortly before Mr Dumas left that France and Iran had agreed "to forget the past and think of expanding mutual ties in the future".**

**Mr Dumas said he agreed with Iranian leaders to set up working groups to settle outstanding financial disputes between the two countries, including the question of completing repayments on a $1bn (£570m) loan extended to France by the Shah of Iran in 1975. "For the first time the Iranians are agreeing to deal with contentious issues globally," he told a press conference. But he added that these issues would have to be settled before France and Iran could increase bilateral economic co-operation.**

**Irna quoted Mr Dumas as saying that France and Iran had also signed agreements on vehicle manufacturing, oil and the production of subway and railroad equipment.**

# Iran hints at resuming peace talks with Iraq

IRAN, repeating a demand for Iraq to withdraw from its territory, yesterday said face-to-face peace talks with its Gulf War enemy would resume soon, Reuter reports.

"Direct dialogue for the full implementation of the resolution [598] will begin soon, but it will lead nowhere if Iraq is stubborn and doesn't withdraw," said Foreign Minister Ali Akbar Velayati, according to Tehran Radio.

The radio report, monitored in Nicosia, did not say if Mr Velayati gave a date or venue for the talks.

Mr Velayati is due to fly to New York to meet UN Secretary General Javier Pérez de Cuéllar and attend a Security Council session extending the mandate of the UN ceasefire monitoring force.

## Tibet cancels festival

The Tibetan Great Prayer Festival due later this month, the scene of anti-Chinese violence with up to 24 deaths last year, has been cancelled, the official Xinhua News Agency said yesterday, our foreign staff reports.

The decision was said to have been taken by the Tibet branch of the Buddhist Association of China and other Buddhist organisations, but it is clearly the product of Peking's wishes to clamp down on dissent.

A Tibetan student was last month given a suspended death sentence for killing a policeman in last year's disturbance, a second received a life sentence, and 23 others were jailed.

Tension has continued, following a riot in December when at least one Tibetan was shot dead by police and a foreigner injured.

China will be particularly keen to keep Tibet quiet after the unexpected death of the Panchen Lama 10 days ago in Xigaze, Tibet's second city. The week before his death he said publicly that the losses in Tibet since the Chinese occupation outweighed the gains.

## Alitalia Gulf flights

Alitalia, the Italian flag carrier, yesterday said it was resuming flights to Tehran and Baghdad this week after a nearly four-year suspension because of the Iran-Iraq war, AP reports from Rome.

The Rome-Tehran flight is scheduled each Tuesday, flying to the Iranian capital via Istanbul, Turkey. The return is direct to Rome on Wednesdays. The direct Rome-Baghdad flight is scheduled each Wednesday.

## Eritrean talks

After 27 years of fighting, the Soviet-backed Ethiopian Government and separatist rebels in Eritrea province say they are ready to negotiate a settlement of Africa's longest war, agencies report from Rome.

The conflict has claimed hundreds of thousands of lives, driven nearly a million Eritrean refugees westward into neighbouring Sudan and compounded the suffering from the region's devastating famine.

## Sri Lankan loan

Finance Ministry officials are confident Sri Lanka will receive the second instalment of a $343m (£192m) International Monetary Fund (IMF) loan despite failing to cut fiscal spending, as requested by the agency.

"We should be able to re-negotiate. That's no problem," a senior ministry official said yesterday.

Renewed optimism on the second instalment emerged after President Ranasinghe Premadasa, believed to be capable of forcing state agencies to cut expenditure, took over the Finance and Planning portfolio, the ministry official said.

## Chinese exhibit shut

Chinese police have closed a large exhibit of avant-garde art for three days because organisers allowed performance art that culminated when an artist fired a pellet gun at a sculpture, an exhibit organiser said yesterday, AP reports from Peking.

Fei Dawei, one of the exhibition organisers, said the show was likely to reopen on Friday, after the end of the Spring Festival, China's four-day New Year holiday.

He said he did not believe the order was a sign of a new crackdown on art. "They are just punishing us for the trouble we caused," he said. "I think the political element here is very small."

## UN protest

The United Nations has protested to Israel over recent incidents in the Israeli-controlled "security zones" in southern Lebanon, in which Lebanese residents have allegedly been expelled, a UN spokesman said yesterday, Reuters reports.

# South African GDP growth for 1989 predicted at 2%

By Anthony Robinson in Cape Town

SOUTH AFRICAN gross domestic product will grow about 2 per cent in 1989 and Pretoria will continue to repay debt from an expected current account surplus of between R4bn and R5bn (£950m and £1.2bn), Mr Gerhard de Kock, Reserve Bank governor, told foreign correspondents at a briefing here yesterday.

His assessment was made on the assumption of an average gold price of around $400 an ounce this year. It implies a "soft landing" slowdown for the economy, which grew at an unexpectedly rapid 3 per cent last year but still showed a provisional R2.5bn current account surplus. This was mainly because of higher coal and base mineral prices and a strong second-half non-gold export performance.

Gold traditionally provides about 50 per cent of total foreign exchange earnings. The average price dropped $10 to $437 per ounce in 1988 and is currently around $390.

Despite the weakening gold price the current account surplus rose from a negative first-quarter 1988 to an annualised R4.5bn surplus in the third quarter, rising to R5bn by the last quarter, Mr de Kock added. This allowed South Africa to repay $300m of "frozen" foreign debt last year while total gold and foreign exchange reserves rose R43m in January to R4.97bn despite the lower gold price.

Gold holdings, sharply depleted by gold swap operations last year, rose to 3.62m ounces from 3.46m ounces at the end of December, he added.

Since a partial debt moratorium was declared in September 1985 South Africa has repaid around $6bn of its $24bn (£13.7bn) foreign debt, although exchange rate changes in the meantime mean it still has around $21.5bn at current exchange rates to repay. Of this total a further $300m of bank debt will be repaid this year under the terms of the March 1987 three-year debt rescheduling agreement while a maximum of $1.4bn of bearer bonds and other non-frozen debt also matures this year.

On present performance the current account surplus would be sufficient to finance such repayments, although Dr de Kock stressed that this was a worst-case scenario, as a portion of the expiring debt is expected to be rolled over or converted into longer-term debt. A further $1.7bn is due for repayment in 1990 and $1.9bn in 1991, although some is expected to be rolled over.

Apart from new trade credits available to finance capital imports, South Africa has also picked up some small new credits from Swiss and other banks in recent weeks.

This year's inflation, measured by the consumer price index (CPI), is expected to rise from 12.7 to around 15 per cent, fuelled by higher government spending, higher interest rates and rand depreciation, despite the expected GDP slowdown. The weaker rand has helped to boost exports and import substitution, and raised the rand income of the mining sector. But its negative consequences include inflated fuel and other prices already subject to import surcharges of up to 60 per cent.

The main aim of economic policy this year is to protect the balance of payments by curbing consumer demand while providing a breathing space for higher private fixed-capital investment, up last year for the first time since 1981.



Soviet airborne troops on armoured vehicles crossing the border yesterday from Afghanistan into the Soviet Union.

# Hassan will offer Chadli a warm welcome

By Francis Ghilès

KING HASSAN of Morocco will be at pains to extend to Mr Chadli Bendjedid the warmest welcome during the three days the Algerian head of state will be his guest in the kingdom's old religious capital of Fez.

Mr Chadli arrived in the city yesterday on the first visit by an Algerian president to Morocco in nearly 14 years. It is only nine months since North Africa's two most powerful countries re-established diplomatic relations.

These had been broken 13 years ago after the Polisario Liberation Front, which has been fighting for the independence of the former Spanish colony of Western Sahara with Algerian support, proclaimed the Saharan Arab Democratic Republic (SADR).

Morocco now controls virtually all the territory. It was only a month ago that, by receiving three leading members of Polisario, King Hassan accepted that those who have fought his army for more than a decade were not simply "Algerian mercenaries".

For their part, Polisario leaders appear to be reconciled to the fact that the SADR has little chance, despite being recognised by more than 70 countries, of becoming more than what some observers have called a paper state.





King Hassan (left) and President Chadli: Saharan talks

The Polisario has throughout the past 14 years been crucially dependent for both political and military success on Algeria, and Mr Chadli has played a key role in persuading Polisario and hardliners within the Algerian leadership to seek an honourable compromise with the Moroccan monarch.

For his part, King Hassan can only welcome Mr Chadli's attempts to liberalise the Algerian economy and inject a measure of democracy into the country's political life.

Some Moroccans may gloat over last October's riots in Algeria but the King's decision to rush food over the border in the wake of the disturbances was not only the deed of a good friend. The anger voiced by many younger Algerians against corruption and privilege could find a ready echo in Morocco, where no one has forgotten the riots in Casablanca in June 1981 and in northern Morocco five years ago.

The challenge of a high birth-rate and growing unemployment, especially among young people, who make up over half the population, is shared by all Maghreb countries. Algeria may suffer more than Morocco from shortages because of the vice-like grip of state companies and the halving of its foreign income since 1986.

But its $20bn-$21bn debt is far more modest when related to its Gross Domestic Product, than is the case in Morocco. In addition, the unequal distribution of wealth in Morocco means that the purchasing power of most of King Hassan's subjects remains low.

The conflict over the fate of the Western Sahara has led to an arms build up in the region which last year cost Morocco $1bn and which neither party can possibly sustain.

The two countries, which could exchange a number of items, have not traded for over a decade. The presence of Mr Sadek Boussena, the Algerian Energy Minister, in a delegation which also includes Mr Boualem Bessaih, the Foreign Minister, and Mr Aboubaker Belkaid, the Interior Minister, suggests that the building of a gas pipeline from Algeria to Spain across Morocco – which the two Maghreb countries agreed last year – will be high on the agenda.

# Equiticorp crash hits NZ council investors

By Dal Hayward in Wellington

REPERCUSSIONS of the Equiticorp crash have continued to surface in New Zealand with the news that several city councils and local bodies had invested heavily in the investment group or Equiticorp Finance, its subsidiary.

Waitemata, near Auckland, one of the country's largest city councils, has no hope of recovering NZ$6.4m ($3.9m) in the foreseeable future.

Several councils had between NZ$200,000 and NZ$1m invested. Others city councils, including those in Auckland and Wellington – the capital –, had withdrawn NZ$2m and NZ$1m respectively shortly before Equiticorp got in trouble.

Mr Fred Watson, the Equiticorp receiver, said on Thursday the 10,000 debenture holders with up to NZ$140m invested with Equiticorp would get no interest or capital repayments in the near future.

NZI Prime Property Trust says the liquidation of Equiticorp International has reduced the value of Equiticorp House in Auckland by NZ$1.5m virtually overnight. In 1987 Equiticorp Holdings took a 13-year lease on five floors of the building.

The "don't sell" notice issued by Equiticorp only hours before it went into liquidation has prompted the stock exchange to tighten the use of "don't sell" notices.

Equiticorp's "don't sell" instruction to shareholders was one of several instances which Mr Roger Gill, the stock exchange executive director, described as misuse of the system over recent months.

"Don't sell" notices were introduced 15 years ago, mainly for use when a takeover bid was in the offing.

They were also intended to protect directors against complaints from shareholders that they missed out on a rising share price because of their lack of knowledge of a proposed takeover.

"Logic suggests that with a don't sell notice a shareholder would benefit by retaining his shares. Common sense should dictate that when a shareholder will not benefit – and possibly even lose – from later actions or announcements by the company, the shareholder should not be advised to retain his shares. In those circumstances a don't sell notice is inappropriate," Mr Gill said on Saturday.

The Equiticorp notice had confused the market. The exchange is writing to all listed companies outlining the proper use of a "don't sell" notice. Equiticorp asked shareholders not to sell as "matters in progress could affect the share price." A few hours later the company announced its voluntary liquidation.

# Commonwealth leaders denounce South Africa

ZIMBABWEAN President Robert Mugabe and Canadaian Foreign Minister Joe Clark yesterday denounced Pretoria for failing to end apartheid, Reuter reports from Harare.

Both men, speaking at the start of a meeting of a Commonwealth committee on southern Africa, made clear that the agreement on Namibian independence would not blunt pressure for sanctions against South Africa.

Mr Mugabe, the region's sternest critic of South Africa, said the call for comprehensive and mandatory sanctions against Pretoria would have to be intensified until it showed itself ready to dismantle the "evil system" of apartheid.

"That readiness can only be gauged by the regime's preparedness to sit down and talk with the authentic leaders of the oppressed masses," he said.

"The diplomatic manoeuvres of the regime must be vigorously resisted and condemned on the basis that the external self of the regime cannot be judged on criteria different from her internal policies.

"Hence, her policy of apartheid must be clearly shown as a formidable hindrance which South Africa has completely to overcome if she is to gain any acceptance by the international community."

The Commonwealth committee meeting is due to last three days and is being attended by foreign ministers of eight countries.

Britain, the only Commonwealth country opposed to sanctions, is not a member of the committee, which held two meetings last year in Lusaka and Toronto and will assemble again in Canberra before a Commonwealth summit in Kuala Lumpur in late 1989.

Mr Clark, chairman of the committee, also rejected the idea that South Africa's diplomatic compromise over Namibia might herald internal change.

"Much has happened since this committee last met in Toronto, some of it positive, some negative. The stark fact remains that none of the more positive developments reveals any change in South Africa's commitment to apartheid," the Canadian minister said.

Mr Clark and Commonwealth Secretary-General Sir Shridath Ramphal said this week's meeting would focus on what they called South Africa's destabilisation of its neighbours.

"An independent Namibia does not mean the end of apartheid nor the end to South Africa's attempts to disrupt its neighbours," Mr Clark said.

During the 1988 negotiations over Namibian independence and a Cuban withdrawal from Angola, South Africa scaled down overt military attacks on its neighbours and launched a diplomatic drive into black Africa.

"There is no reason for anyone to assume that South Africa's intentions have changed," Mr Clark added. "Destabilisation is a long-term process."

# Macao gives official status to the Chinese language

By John Elliott in Hong Kong

**MACAO, the tiny Portuguese enclave located off the south coast of China near Hong Kong, has decided to give the Chinese language the same official status as Portuguese in government operations for the first time.**

**This is one of the first big steps taken by Portugal and Macao to prepare for the enclave's return to China in 1999, two years after Hong Kong reverts from British rule to Chinese sovereignty. Last week China and Portugal decided to set up missions in Macao to handle the transitional period.**

**Primarily known as a tourist and gambling centre, Macao consists of a peninsula and two islands covering 6 square miles, with a population of only 450,000-500,000 people. Portuguese traders settled there in 1557. In 1846 it was declared a free port by Portugal, which in 1974 amended its status from a Portuguese province to a Portuguese-administered Chinese territory.**

**Portuguese has always been the official language, even though 98 per cent of the population is Chinese. Unlike Hong Kong, there are no Chinese people at or near the top of the government administration.**

**The decision to give Chinese the same status as Portuguese was taken on Friday by the Macao Government's consultative council. It is expected to be put into force within a few months and will mean that all laws and official forms will be printed in both languages.**

**The diplomatic preparations for the 1999 changeover started three years ago and parallel Hong Kong's. Macao will become a Special Administrative Region of China with a new Basic Law, which is now being drawn up.**

# Israel uses raid as lever against US talks with PLO

By Andrew Whitley in Jerusalem

ISRAEL has seized on the weekend's attempted border infiltration by Palestinian guerrillas as a lever to persuade the Bush administration to abandon the US dialogue with the Palestine Liberation Organisation.

In a speech yesterday to US Jewish leaders, Mr Moshe Arens, Israeli Foreign Minister, said the incident in southern Lebanon, in which five guerrillas were killed by Israeli troops, represented a "clear and unequivocal" violation of the PLO's commitment to ending terrorism.

The hardline Foreign Minister said it breached the conditions set by successive US governments for contacts with Mr Yassir Arafat, the PLO leader, and his associates.

A key objective of the Shamir Government is to convince the US to "see the error of its ways" over the two-month-old dialogue. Much hangs on the definition of terrorism – last month, President George Bush appeared to be leaning towards the broad Israeli definition, embracing any form of attack on the Jewish state or its allies.

For its part the PLO has consistently taken the stance that military operations against Israeli soldiers did not fall within the scope of the renunciation of terrorism declaration made by Mr Arafat in Geneva.

A statement from the PLO said the clash on Saturday night was "a response to Israeli terrorism, and the aim was to attack Israeli soldiers."

It is thought those taking part in the weekend mission were members of the Syrian-backed Popular Front for the Liberation of Palestine, which never endorsed the Geneva declaration, and the Damascus-based Palestine Liberation Front, which does not form part of the PLO.

# Nigerian solo

PRESIDENT Gen Ibrahim Babangida of Nigeria yesterday dissolved the Armed Forces Ruling Council and said he would rule personally until a new council was named next week. He gave no reason for the decision, AP reports from Lagos.

Gen Babangida had set up the 28-member council after seizing power in a barracks' coup in August 1985.

The reconstituted council's first task would be to form a cabinet.

He also plans to form an assembly of the armed forces to discuss their role in the move to civilian rule.

## WORLD TRADE NEWS

# Italy set to lift import restrictions

ITALY is ready to lift restrictions on imports from Japan of about 10 to 15 types of products, Foreign Trade Minister Renato Ruggiero said yesterday, AP-DJ reports from Rome.

In return, Japan will drop its official complaint with the General Agreement on Tariffs and Trade (Gatt) against Italy for alleged discriminatory trade practices, Mr Ruggiero said.

He made the announcement following a meeting in Rome with Mr Shigeo Muroaka, the Japanese Vice Minister for Industry.

A decree abolishing the import quotas would be signed in the next few days.

The move is the first phase of a previously announced four-step liberalisation of its trade relations with Japan. Currently, 41 types of products imported from Japan are subject to quotas.

Italy has promised to lift restriction on all but four of those by 1992.

Italy plans to retain some import restrictions on Japanese cars, motorcycles with engines of 380 cc or less, sewing machines and electronics products.

The imports that will be liberalised this week concern products such as canned sardines, tuna, silk and knives.

# Testing time for a Turkish idea

**Jim Bodgener** in Ankara reports on the progress of BOT financing

FAITH in Turkey's novel build-operate-transfer (BOT) contracting method is being put to the test in the international markets.

Project financiers are jostling for commercial space with an aggregate value of up to $400m for a 1,400MW thermal power station in the south-east, and the first stage of the Ankara metro transport system.

BOT is the award of a franchise to a private sector enterprise to raise finance for, build and then operate a utility. But working out remuneration and export credit insurance has proved more complex over the past four years.

Dr Ibrahim Cakir, the hard-driving head of the foreign investment department (FID) in the State Planning Organisation (SPO), has few doubts about the efficacy of BOT financing. However, bankers say that any advantage it may have at the margins over conventional export credit and commercial financing will depend on the terms sought.

The $1.5bn power station project is probably further ahead and better known in the markets than other BOT projects. Dr Cakir hopes to tie it up bar minor details by the end of March.

It is now up to the power station consortium led by Japan's Chiyoda and the US Westinghouse Electric, following its signing of a coal supply agreement with a separate venture which will build an associated coal and multi-purpose port close by the power station at Yumurtalik on the Bay of Iskenderun. Chase Manhattan Bank of the US is expected to approach around 50 institutions for about $240m in commercial loans.

A $427m contract for the 14km first stage of the metro transport project awarded by Ankara's transport and energy utility EGO to a consortium led by Canada's Urban Transport Development Corporation (UTDC) was initialled today. The consortium's financial adviser, Standard Chartered, will now seek around $125m in commercial credits.

At a less advanced financing stage is a project for a new external lines terminal and an associated world trade centre with a combined initial development cost of around $650m. A letter of intent assuring exclusive negotiations is expected soon by a consortium led by Lockheed Air Terminal of the US. Its financial advisers are Standard Chartered and Chase Manhattan.

Unlike the other two ventures, the first stage of the Ankara metro is a modified BOT project involving a substantial element of government grant and subsidy – no metro anywhere in the world, apart perhaps from Hong Kong, can operate without a substantial official subsidy proportion in fare prices.

The unrecoverable grant is towards capital construction costs, lent on to Ankara municipality by the Government from export credits valued at about $220m from Canada and about $100m from the UK, the latter in support of subcontracts for train propulsion, fare collection systems, and track supply and laying to UK companies led by Hawker Siddeley.

Pre-commitments are already in place for the $830m of export credits in the thermal plant's financing package, topped by $70m from the International Finance Corporation (IFC), and $40m from the Overseas Private Investment Corporation (OPIC). Japan will provide $670m of the export credits, evidence of Tokyo's desire to build up sectoral bridgheads in creditworthy developing countries by recycling its trade surplus.

The multi-purpose, $250m port which will supply coal to the power station is a wholly commercial scheme planned by a consortium led by Australia's MAN, a subsidiary of the West German multinational, and including Australia's Leighton-Hochtief together with Turkey's Sabanci Group. It will also serve a free trade zone to be developed around it and the power station.

A plethora of large BOT projects are being touted around in Turkey, but only these three are likely to go forward for the time being. Although in theory abselving the Turkish Government of any direct responsibility for repayment of construction financing – and so attractive to image-conscious politicians – BOT is not universally popular in the Turkish bureaucracy.

The counter argument runs that it still involves inflationary expenditure at a time when the Government needs to curb growth, and also takes up risk in the international markets that otherwise might be used for balance of payments support.

The model has also come under fire from opposition political leaders. In the case of the Ankara metro, it would transfer responsibility for hard currency debt servicing to ordinary passengers, former premier Suleyman Demirel has claimed.

BOT has also been criticised as creating the virtual occupation of key economic sectors in a country where memories of economic bondage to the West under the nineteenth century Capitulations die hard.

# Imported car sales jump in Japan

SALES of imported cars and trucks in Japan rose 20.6 per cent in January from a year earlier to 7,198 units, a record for the month, the Japan Automobile Importers' Association announced yesterday, AP reports from Tokyo.

The total, all but 65 passenger cars, compared with 5,968 vehicles a year earlier – the previous record for January.

The pace in the latest reporting month presented a sharp contrast with a 2.2 per cent year-to-year decline in Japan's overall sales of cars, including imports, in January.

In January, sales of small cars, defined by the industry as vehicles with an engine capacity smaller than 2 litres, surged 26 per cent from the year-earlier level to 4,340 units. Midsize car sales totalled 2,793 units, up 11.1 per cent.

The January truck sales, 65 units, compared with 11 a year earlier.

Volkswagen cars were the best-selling imports in the month, totalling 1,552 vehicles, up 11.7 per cent from a year earlier.

Volkswagen was followed by BMW, whose sales surged 30.4 per cent to 1,396 vehicles. Sales of Mercedes-Benz cars, 1,240 units, came third.

# American Airlines order fuels booming demand for jets

By **Roderick Oram** in New York

AMERICAN AIRLINES, the second largest US domestic carrier, is today expected to announce orders and options to buy or lease some 160 McDonnell Douglas jet airliners worth more than $7bn.

The deal, the largest to date by an airline for one manufacturer's aircraft, would be further evidence of the booming demand for jet airliners that is straining production capacity of the three major makers – Boeing and McDonnell Douglas of the US and Airbus Industrie, the European consortium.

American Airlines and McDonnell Douglas would not confirm the order yesterday but it is widely believed in the airline industry and on Wall Street to involve nine orders and 51 options for MD-11s, a three-engine, wide-bodied long range airliner derived from the DC-10, and about 100 orders and options for MD-80s, a twin-jet shorter-range aircraft.

American's choice of McDonnell Douglas was logical in terms of the airline's operations and should not be seen as a snub to Boeing, analysts said.

American, which has the largest fleet of MD-80s, was likely to pick more of the same. They will replace ageing Boeing 727s on domestic routes.

Similarly the MD-11 competes more closely with Airbus Industrie's A-340 rather than the larger Boeing 747-400. The timing of deliveries might have been an additional factor, however: American can take delivery of its first MD-11s late next year by picking up orders for the aircraft originally made by British Caledonian whereas Boeing 747-400 deliveries are stretching out to 1993 at the earliest.

BCal's orders helped launch the MD-11 but when British Airways took over the airline a year ago it decided not to take delivery of the aircraft. It formed a leasing arrangement for them with Guiness Peat Aviation of Ireland. It is believed American will lease the aircraft from the joint venture.

If American takes over the BCal aircraft rather than place fresh orders, McDonnell Douglas will still be a handful of firm orders short of the 100 aircraft break-even point it forecasts for the project. With American's options, the number of options and reserves for the aircraft will climb to nearly 200.

At the end of last year McDonnell Douglas had 346 firm orders for the MD-80 and 439 reserves and options.ends

# Hills' choice of deputies will allay Congress concern

By **Nancy Dunne** in Washington

MRS CARLA HILLS, sworn in yesterday as President Bush's new Trade Representative, has already show her mettle in her Senate confirmation hearing, where she demonstrated both detailed knowledge of current rows, and steel and tact in handling Senators clearly dubious about her ability to defend US trade interests.

She is likely to allay Congressional concern still further with her choices of deputies: Mr Jules Katz, a long-time State Department official; Mr Rufus Yerxa, assistant chief counsel of the House Ways and Means Committee; and Mr S Lynn Williams, a trade lawyer practising in Tokyo.

Not only are the three men veterans of many trade wars but they bring to the office important diverse and interconnecting experience.

Mr Katz, an expert on Canada as well as Eastern Europe, was a long-time State Department official. Having negotiated everything from the US-Canada auto pact through several rounds of Gatt, he was credited with turning in a superb performance as chairman of the FOGS (Functioning of the Gatt System) committee in the current Uruguay Round.

Described as "a straight shooter", Mr Katz has for the past two years worked for a Canadian-owned consulting firm supporting the US Canada Free Trade Agreement.

Carla Hills: strong on trade

Mr Yerxa, whose strength is his intimate knowledge of the 1988 Omnibus Trade Bill, will be sent to Geneva to represent the US at Gatt.

He has been the principal adviser to the Ways and Means Committee on all trade and international economic policy issues. Besides last year's trade bill, he helped to enact the US Caribbean Basin Initiative, and the US/Canada and US/Israel free trade pacts.

Mr Yerxa was legal adviser to the chairman of the US International Trade Commission from 1977-1981.

Mr Williams was formerly general counsel of the Overseas Private Investment Corporation, which provides political risk insurance.

# Winning business formula 'hard to find' in China

FOREIGN COMPANIES in business with China still believe the Chinese see them as a source of cash rather than partners, more than half the companies make no profit, and nearly 80 per cent think China's new legal system gives them inadequate protection, **Collna MacDougall writes.**

Finding a winning formula is not easy, but many are convinced that, although conditions have improved, they will remain difficult. However, results will get better.

These views come from broad surveys of foreign business in China, carried out by Dr Nigel Campbell and his research teams at the Manchester Business School. On these they built two books*, with further studies in the pipeline.

The surveys show that nine out of 10 Japanese companies (whose business involvement in China is by far the biggest) believe business conditions are likely to remain difficult for the next 10 years.

The Japanese, initially China's most reluctant investors, have putmuch of their money into property development, avoiding the large-scale manufacturing which has produced mixed results for Europeans and Americans.

**"China Business Strategies: A survey of foreign business activity in the People's Republic," Nigel Campbell and Peter Adlington, 252pp, £140. "A Strategic Guide to Equity Joint Ventures in China," Nigel Campbell, 179 pp, £55 – Manchester Business School and Pergamon Press*

METALLGESELLSCHAFT

CREATIVE PERFORMANCE WITH RAW MATERIALS

QSL – A REVOLUTIONARY LEAD REFINING PROCESS FROM THE METALLGESELLSCHAFT GROUP – ELIMINATES PROBLEMS OF WASTE DISPOSAL, REDUCES POLLUTION, AND BOOSTS OUTPUT. AND IT'S MORE ECONOMICAL.

Metallgesellschaft, a DM 15 billion corporation headquartered in Frankfurt, West Germany, is one of the few companies in the world with the multiple capabilities needed to deal effectively with all the complexities of raw materials projects.

The Group's strategic concept calls for providing complete, integrated service packages streamlined for individual projects. Covering the entire scope of operations from raw materials exploration, mining, processing, and smelting to trading, marketing, transportation, and finance.

A typical example of Metallgesellschaft ingenuity is the lead refining process QSL, which combines the requirements of the environment with economical production. The "L" stands for Lurgi, a Group company recognized worldwide as an innovative builder of process plant in the fields of energy, metals, chemicals, petrochemicals, and environmental protection.

Unlike previous lead refining methods, the QSL process enables total consumption of manufacturing waste products on a pollution-free basis. Plus higher output of the metal using substantially less energy. The elimination of pollutants also makes QSL especially attractive on the ecological front.

With financing secured by Metallgesellschaft, Lurgi constructed the pilot plant, and operational knowhow has been provided by MG's metal producing division. The Group's ore trading units supply the raw material for smelting. And MG's global marketing organization handles sales of the refined lead.

The achievement with QSL demonstrates the capacity of the Metallgesellschaft Group to attain a strong market position as a producer in mines and smelters, as an engineer in plant building, and as a worldwide trader in concentrates and metals. It is no coincidence that the QSL process has been used in four out of five lead smelters built in the past four years.

After more than a century of activity with raw materials, the Metallgesellschaft Group continues to set new standards of excellence and strengthen its multi-service capabilities around the world. Metallgesellschaft is a company you should know more about.

METALLGESELLSCHAFT AG
Reuterweg 14, P.O.Box 10 15 01, D-6000 Frankfurt am Main 1
Tel.:(69) 1 59-0, Telefax: (69) 159-2125, Telex: 4 1 225-0 mgf d

Nobody does more with raw materials.

**Travelling on business by air in France?**

Complimentary copies of the Financial Times are available on scheduled flights from:
**Paris** – Air France, Lufthansa, UTA, Thai International, Saudi Arabian Airlines, Japan Airlines, British Airways, Air India, Air Afrique, TAAG Angola Airlines, Swissair, Air Canada, Sabena, TWA, SAS, Air Lanka, Kuwait Airways, Finnair, Pan Am, Singapore Airlines, Egypt Air, Wardair, Delta Airlines, Air Inter, Cathay Pacific, American Airlines, Pakistan International Airlines.
**Bordeaux** – Air France. **Marseille** – Air France, British Airways. **Strasbourg** – Air France, Air Inter. **Toulouse** – Air France. **Nice** – Air France, British Airways, SAS, Pan Am, Heliair.

FINANCIAL TIMES
EUROPE'S BUSINESS NEWSPAPER

## AMERICAN NEWS

# Paraguayan leader denies drug claims

By Ivo Dawnay in Asunción

PRESIDENT Andres Rodriguez of Paraguay yesterday categorically denied widespread speculation that he has been involved with illegal drugs trafficking.

In his first interview with foreign journalists since seizing power from Gen Alfredo Stroessner in a bloody coup last Friday, Gen Rodriguez insisted that he was ready to collaborate with international agencies to clamp down on illegal drugs which he described as "poisoning all humanity".

Leaked reports from Washington have alleged that the US State Department has evidence that the general, until last week responsible for policing the landlocked country's borders, had been associated with a large consignment of chemicals used in cocaine processing seized by Customs officials in late 1984. But yesterday he rejected any such accusation.

"I have been an intransigent fighter against drugs trafficking and I will ask for international collaboration to clamp down on it," he said.

Gen Rodriguez went on to add that the date for nationwide presidential elections to be held within three months would be announced over the next two or three days. But he would not be drawn as to whether he would be the candidate of the dominant Colorado Party.

Local commentators have suggested that Mr Luis Maria Argana, the new Foreign Minister, may instead become the party's official candidate when it meets to discuss its campaign, possibly later this month.

If so, Gen Rodriguez would almost certainly continue as a power behind the scenes and, in effect, be head of the Paraguayan army.

Gen Rodriguez said yesterday that changes to electoral laws would have to be agreed before the polls took place. Among them will be legislation restoring full political rights to most opposition groupings including the Liberal Party, the Authentic Radical Liberals and the Democratic Christian Party. However, Paraguay's tiny Communist Party will remain proscribed.

# Wright retreats on Congress pay

By Peter Riddell, US Editor, in Washington

MR JIM WRIGHT, the Speaker of the House of Representatives, yesterday made an unexpected climb-down in response to nationwide protest over a 51 per cent pay increase for members of Congress, the judiciary and senior administration officials. The increase was due to take effect from midnight tonight.

Originally intending to allow the rise to go through without a vote in the House, he bowed to pressure and agreed to allow a vote today. This followed the approval yesterday of a hostile procedural motion on the issue by 238 to 88. This prevented the adjournment of the House until Thursday.

The 51 per cent pay rise is now certain to be rejected, following a 95 to 5 vote against by the Senate last week.

Mr Wright said: "It's apparent to me that the majority of members desire to have a vote up or down on the question. Nobody ever wants to raise his own pay."

The outcome is a humiliating setback for Mr Wright, who has been sharply criticised by fellow Democrats as well as Republicans – who have already been attacking him over an ethics inquiry into his conduct – for his handling of the issue.

Wright: fellow Democrats, as well as Republicans, have attacked his handling of the pay increase

Congressmen have been influenced by protests at the weekend in their districts and in the democratic forum of the nation's radio talk shows.

Stations throughout the US have reported hundreds of calls to phone-in programmes. In Detroit, listeners have contributed their own rap songs and musical parodies. This populist upsurge has been reflected in 82 per cent opposition to the rise in a Gallup poll.

Mr Wright has been proposing as a compromise cutting the rise to 30 per cent, coupled with a ban on fees for speeches, articles and outside appearances.

A sizeable group of House Democrats has faced the public relations embarrassment of being shown on television at the weekend relaxing at a mountain resort in West Virginia. Mr Wright offered a long defence of his approach which apparently did not go down well, so his leadership has been weakened for the coming battles over the budget.

The row has arisen after the issue was shunted across to a bipartisan commission which recommended the 51 per cent rise. This was endorsed by President Reagan, partly because his advisers were concerned about raising salaries by enough to attract conservative judicial appointments.

Initially, the Congressional leadership's tactic was to allow the rises to take automatic effect on February 8 unless both the Senate and the House voted against it.

# Mexico not to take up $3.5bn US loan

By Richard Johns in Mexico City

MEXICO will not require the $3.5bn (£2bn) bridging loan made available to it last October by the US because the decline in foreign exchange reserves has been stemmed, the Ministry of Finance has announced.

The ministry took the unusual step of issuing the statement before what is described as the start in Washington this week of formal negotiations on the restructuring of the country's external debt, which is put at $106.7bn.

After a visit to Japan, Mr Angel Gurria, Under-Secretary for International Finance, was scheduled to fly to Washington, where he will be joined by Mr Pedro Aspe, Minister of Finance.

Bankers and economic analysts say a return of flight capital since the inauguration of President Carlos Salinas de Gortari has offset the country's current account deficit.

It is understood, however, that the Mexican authorities were not happy with the terms of the standby facility offered by the last US administration to boost the Government's ability to maintain the parity of the peso following the summer crash in oil prices and a disturbing capital flight.

The accord, which may have included unacceptable conditions demanded by the International Monetary Fund, was apparently never signed.

There are conflicting estimates of the level of foreign exchange reserves. But they are believed to have recovered to about $8bn after falling probably as low as $6.5bn.

A week ago Mr Eduardo Garcia Suarez, president of National Chambers of Commerce, said that $1.5bn in flight capital had returned to Mexico in December and January. Other private economists have estimated a larger amount, suggesting that the inflow may have reached as much as $50m a day, a rate of $1.5bn per month.

The volume is reckoned to have not only covered the trade deficit, interest payments and remittance of profits by foreign companies but led to a recovery of the reserves following a steady decline.

# Argentine banks close as economic measures take shape

By Gary Mead in Buenos Aires

IN a surprise move Argentina's banking system shut down for 48 hours yesterday as its beleaguered economic team worked on measures aimed at stabilising the economy in the run-up to May's presidential election.

The bank holiday follows a dramatic week in Argentine financial life in which bank interest rates doubled in some cases. A rush to buy the US dollar – a hedge against inflation – forced the central bank to sell $500m to stem the biggest demand for US currency since last August's anti-inflation package. Interest rates now stand at almost 20 per cent a month in some cases and reserve requirements imposed by the central bank are now above 70 per cent.

Speculation is that the Government may lower interest rates and permit the so-called financial rate for the dollar to float to a market level by ceasing to sell US currency from central bank reserves, which stand at more than $3bn.

Argentine business, which since last August has operated an informal agreement with the Government to keep price increases below inflation levels, has increasingly complained that such formidably positive interest rates, combined with an increasingly over-valued austral – the Argentine currency – have restrained inflation and eased the public debt crisis only at considerable cost to investment and exports.

Since August, manufacturers have increased their earnings by 27 per cent, against accumulated inflation of 70 per cent.

Any moves made by the Government on the economic front are likely to be aimed at placating that sector in order to persuade it to continue its price restraints in the run-up to the election, when inflation is certain to be a key issue.

At the same time, there is speculation that the Government may introduce measures designed to persuade the International Monetary Fund – due to send a team to Argentina this week – of its serious intention to cut public spending. This is a stumbling block to any fresh deal with the IMF.

Since mid-1988, Argentina has been involved in negotiations with the IMF for a new stand-by loan of $1.25bn. While the IMF may arrive at a stopgap agreement with Argentina before May, there is considerable doubt that the shape or extent of the loan will match Argentine requests.

# Venezuela to alter course of its economic policy

By Joe Mann in Caracas

VENEZUELA'S new Government, which will reveal specific elements of its economic programme over the next several days, plans to erect a set of economic and monetary policies that stand in dramatic contrast to those of the previous administration.

In spite of widespread government propaganda in recent weeks stating that ex-President Jaime Lusinchi "saved the country" from economic disaster, his five years in power left Venezuela in serious straits, with large balance of payments and fiscal deficits, depleted international monetary reserves, high inflation and weak investor confidence.

President Carlos Andrés Pérez's administration took office on February 2 and is still working on elements of its overall economic programme. But the main thrust involves moving away from widespread government price controls and heavy state interference in the domestic economy.

Some of the main elements are a loosening-up of the strict system of price controls on domestic goods and services; a gradual elimination of fixed interest rates on savings and loans (which have led to a serious domestic liquidity problem); elimination of the unwieldy exchange rate system and the institution of a floating exchange rate for the bolivar currency against the US dollar; a reduction of the Government's fiscal deficit; and major incentives to encourage investment in tourism and export sectors other than petroleum. The new exchange system would involve a partial devaluation of the bolivar.

The country's overall foreign debt of $33bn is another difficulty the administration must face. The last Government in December declared a moratorium on principal payments for most of its $25.6bn in foreign debt. Mr Edgard Leal, the new administration's chief debt negotiator, has begun preliminary talks with international banks on a new agreement.

# Bush to meet Mubarak and Hussein in Tokyo

By Lionel Barber in Washington

PRESIDENT Bush is to meet King Hussein of Jordan and President Hosni Mubarak of Egypt later this month in Tokyo, thus taking the first tentative step in the new administration's Middle East diplomacy.

Mr Bush plans further talks at the White House with the two Arab leaders in the spring, as well as a meeting with Mr Yitzhak Shamir, the Israeli Prime Minister. Details are expected shortly.

The Bush administration is moving cautiously on the Middle East. Mr James Baker, the Secretary of State, is unfamiliar with the region and he has yet to appoint a successor to Mr Richard Murphy, the experienced career diplomat who retired last month as the State Department's chief Middle East policy maker.

The Tokyo talks will take place when Mr Bush, along with King Hussein and President Mubarak, attends the funeral of Emperor Hirohito of Japan.

Mr Bush is expected to hold brief talks with other leaders at the funeral before flying to China and South Korea in a five-day tour of the Far East, his first major foray abroad as president.

The main topics for discussion with the Israelis and Arabs are the future of the Palestinians in the occupied territories of the West Bank and Gaza and the role the US can play in bringing the two sides together in direct talks.

Mr Baker – mindful of how his predecessor, Mr George Shultz, stumbled after putting forward a regional peace plan covering Lebanon and Israel – will move cautiously.

Such caution is reinforced by Mr Bush's decision to review US-Soviet relations. Observers believe this rules out early overtures to Moscow aimed at convening an international conference on the Middle East as a prelude to direct Arab-Israeli talks.

# Peru aims to cut monthly inflation rate to 10%

By Veronica Baruffati in Lima

THE main objective of Peru's economic policy will be to reduce monthly inflation to 10 per cent by June, Mr Carlos Rivas Davila, Peru's Finance Minister, said yesterday.

Annualised inflation is running at 2,280.7 per cent.

Mr Rivas said there were two methods of attaining this goal: either through the shock method proposed by the international financial community, or the gradualist policy adopted by President Alan Garcia's American Popular Revolutionary Alliance government.

Unless the International Monetary Fund and the World Bank demonstrated "more flexibility" in their conditions, Peru would go ahead with its own gradualist anti-inflationary plan, he said.

Mr Rivas said: "Violence and subversion, social unrest and the lack of financial backing do not permit us to tackle the problem at the roots. . . for the moment we have to reduce inflation in order to cushion the impact of the economic crisis on the poorest sectors of the community".

● A political storm has erupted after the arrest of one of the key Revolutionary Tupac Amaru (MRTA) terrorists, Victor Polay Campos, alias Comrade Rolando. Mr Polay received a brief visit from Mr Armando Villanueva del Campo, Prime Minister, which led to fierce criticism.

Mr Polay is the son of one of the APRA party founders.

## DEVELOPMENT AND THE ENVIRONMENT

# Greening of the debt

**Peter Montagnon** assesses aid via the markets

WHEN Unicef, the UN Children's Fund, announced just before Christmas that it was tapping the debt swap market to fund a water sanitation project in Sudan, it seemed to be opening a new range of opportunities for the burgeoning market in debt swaps by and for developing countries.

In fact its move highlighted an idea which has been much discussed by both official and voluntary development agencies over the past year and has already led to a handful of discreet transactions.

Using debt swaps to finance development projects will be difficult to develop on a large scale. Instead, its scope is more likely to concentrate on one particular area of development now attracting increasingly urgent public attention – that of preserving the environment.

On the face of it, the idea of a link between the debt-swap market and development agencies seems eminently logical. Aid to developing countries generally far exceeds direct foreign investment for which debt swaps have been mainly used so far.

Development agencies spend local currency in the countries that they aim to help. Debt swaps, which involve buying debt for hard currency at a discount in the banking market and cashing it in for the borrower's own currency, ought to make a lot of sense. If the right discounts can be achieved it is a way to make donors' money go farther.

Ms Stephany Griffith-Jones of the University of Sussex, who advised Unicef on its transaction, believes debt-for-development swaps are likely to grow in popularity because they add an important element of conditionality to debt relief.

Yet the Netherlands remains one of the few countries which has used taxpayers' money to channel part of its aid budget into the debt swap market.

In one operation it spent Fl 5m (£1.35m) buying Zambian debt, which it then handed back to the Zambian authorities. The Dutch were preparing a similar operation on Bolivian debt which was eventually subsumed into the broader trust fund operation set up by the International Monetary Fund last year. In a third operation they spent Fl 10m on Costa Rican debt which became a local currency fund for reforestation.

Mr Karel van Kesteren of the Dutch Foreign Ministry says his country is still assessing the potential of debt-for-development swaps in general, but he admits to a degree of doubt about the scope for governments in this field.

Countries such as Zambia and Bolivia, which are lagging in servicing their foreign debt anyway, receive very little net advantage from debt relief, especially if it is structured in such a way that it involves them in finding local currency to finance projects at home which have been selected by foreigners. It is difficult for governments to negotiate with each other in this area, Mr van Kesteran says, and debt-for-development swaps might be best left to voluntary agencies.

Other governments, such as that of the UK, are worried about schemes that might involve them in underpinning the secondary market discounts on sovereign debt. They might also appear to endorse a particular discounted value on the debt of individual countries. Such schemes could come tosmack of generalised debt relief, which industrial countries have sought to avoid.

In the voluntary sector a few agencies express some interest in following the Unicef example. ActionAid says it "would be interested in considering such things," but Oxfam considers it would not be appropriate for a voluntary organisation to obtain money directly from a government in whose territory it was working.

Mr John Denham of War on Want warns of political interference: "The point about non-governmental organisations is that there's a partnership between voluntary organisations in North and South."

Even so, debt-for-development swaps may yet play a significant role for the environment. This the object of the Dutch venture in Costa Rica and such swaps have also been arranged by voluntary organisations in Bolivia and the Philippines. Last year Conservation International, a voluntary US agency, set up a fund for rain forest conservation in Bolivia and the Worldwide Fund for Nature set up a similar project in the Philippines.

Development specialists say there are two main reasons why environment-related projects stand out as different from run-of-the-mill development spending, which may make them candidates for special attention where debt swaps are concerned.

The first is the growing public awareness of the threat to the planetary environment caused by deforestation in poor countries, which is likely at some stage to generate large amounts of additional aid spending. The second is the recognition that this is an area in which the North has a long-term interest for which it needs to offer the South some short-term benefit in return.

This extends beyond the question of the depleted ozone layer with its attendant climatic risk to matters of practical concern to specific industries such as pharmaceuticals. Some 40 per cent of all prescription drugs sold in the US are derived from tropical forest plants and some 2,000 separate drugs to combat cancer owe something to the rain forest, one UK specialist said.

The debate about whether debt swaps can be used extensively to help deal with this problem still has a long way to go and many of the caveats expressed by both official and voluntary agencies stand – yet the emerging argument has a certain natural appeal.

Put simply, this is: "We'll do something for you by way of debt relief, if you'll do something about your forests."

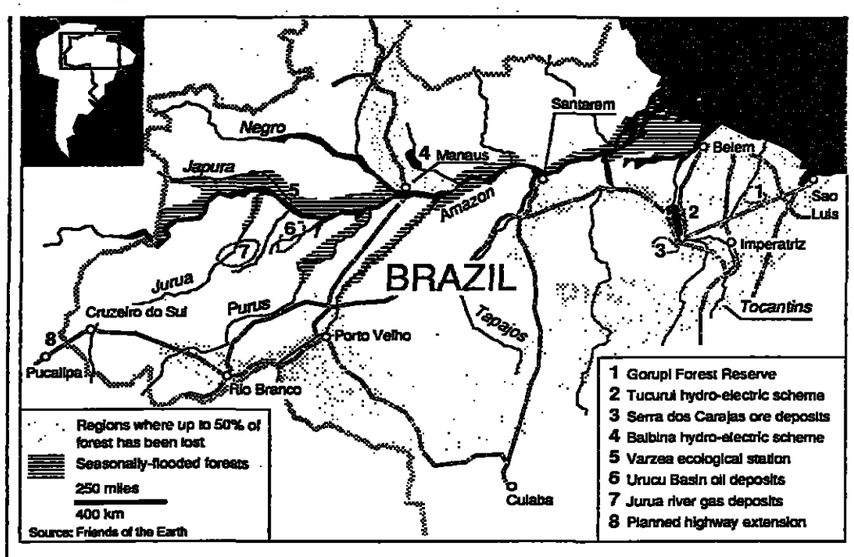


# Forester without honour

**Ivo Dawnay** examines Brazil's anti-green reaction

FRANCISCO "Chico" Mendes Filho, the Brazilian rubber tapper and ecologist murdered in December, earned his memorial service on Capitol Hill in Washington. Until his death, though, he was a prophet all but unknown in his own country.

Even the liberal media paid sparse attention to his assassination until the New York Times and other foreign newspapers had made the story front page news. Astonishment was expressed in Brazil that US politicians were paying posthumous homage to their humbly-born compatriot.

The death of Mendes, which brought the issues of conservation and poverty sharply back into public attention, also symbolised the gap which exists between first world environmentalism and third world awareness. Mendes tried to bridge that.

To many Brazilians of all classes, the daily worries of inflation, crime and hunger easily outweigh the fate of a forest which is far more remote to them than to German Greens or ecology-conscious Congressmen.

The growing international clamour for action to save the Amazon forest is getting a mixed reception in Brazil but it can no longer be ignored there. While a small but growing band of local conservationists is ecstatic, others are furious at what is widely seen as meddling in the internal affairs of a sovereign state.

However, so raucous have the protests become that diplomats and senior government officials have concluded that action must be taken to improve the country's battered image. In recent weeks, the administration of President José Sarney has repealed several legal and tax incentives that lay behind some forest destruction. It has also promised a national educational programme to spread the message, and merged the forestry, fishing and environment agencies into one new department.

To local ecologists all this looks like public relations rather than serious action. The Foreign Ministry is setting up a new ecology and human rights department to tackle the flak, but there has been no increase in the paltry 500 forestry officials who have to police a region more than half as large as the mainland US.

Most evidence appears to suggest that many hundreds of thousands of hectares burnt each year are not the victims of professional farmers or rapacious foreign mining companies. Instead, they are being lost to tens of thousands of impoverished squatter farmers, scraping a living from wretched soil.

This poverty that is raping the Amazon rainforests is made worse by government incompetence and exacerbated by Brazil's $115bn (£66bn) foreign debt.

Mr Fernando Gabeira, leader of the country's tiny Green Party, argues that, if Brazil takes the initiative and calls for an international conference to discuss the issue, it can make connections between the debt and ecology crises. World popular opinion, he believes, would support some kind of Marshall Plan without Brasilia losing control over the region.

The ecological movement has led to a defiant "my country right or wrong" nationalism that would rather chop down every last stick of forest than let meddling foreigners discuss its future.

At the highest levels of government, and particularly within the military, there is a fear that foreigners plan to wrest control of the Amazon region from Brazil.

**Demands on land in Brazilian Amazonia**

| | Land required (1,000 km²) | % total area |
|---|---|---|
| Already cleared (estimate published figures range between 3 and 20% area) | 340 | 10.0 |
| Area to be flooded during hydroelectric development | 150 | 4.4 |
| Viable oil deposits (Urucu basin only) | 10 | 0.3 |
| Forest reserves maintained for timber production | 500 | 15.0 |
| Projeto Grande Carajás (large development scheme in eastern Amazonia) | 540 | 16.0 |
| Softwood plantations (excluding Projeto Grande Carajás) | 130 | 4.5 |
| Colonisation (up to 1989) | 430 | 13.0 |
| Total officially earmarked for development | 2100 | 63.5 |
| Protected in National Parks and associated reserves (at end of 1987) | 116 | 3.4 |

No provision made for ongoing deforestation by established settlers or future settlement or development

Source: Friends of the Earth

# Americans weave a global net

**Nancy Dunne** reports on a lobby for planetary protection

Senators John Heinz and Tim Wirth of the US are studying proposals to raise money for a debt swap in Brazil which would yield funds for an environmental institute to protect the rain forest, and provide tax advantages for banks which co-operate.

The idea, which emerged from a recent trip to Brazil by a delegation which included the two senators, is one facet of a US environmental movement diversifying rapidly.

The environmental lobby has succeeded in recasting the debate of the 1970s over environment versus energy into a more persuasive argument that neglect of the environment leads to heavy costs in the long run. Many conservatives have embraced the cause of conservation.

Environmentalists now direct much of their energy towards Latin America, raising more than $2.6m (£1.5m) to retire debt while providing for conservation projects through "debt for nature" swaps.

They keep close watch, too, on how the development banks are handling the debt crisis. The lending agencies pour billions of dollars into Latin America – much of it to complete giant projects which have destroyed rain forests, eroded soil and drained wetlands.

The idealism of the 1960s has distilled into a present committed cadre of high-powered lawyers, scientists and economists. Through a global network of organisations, they represent millions of members, including the Environmental Defence Fund, the Natural Resources Defence Council, the Environmental Policy Institute, the Sierra Club and the National Wildlife Federation.

The death of Chico Mendes, leader of the Brazilian rubber tappers' union, in December, was a watershed. Mr David Wirth, a former State Department lawyer who works for the Natural Resources Defence Council, says Mr Mendes has become "a symbol of Third World development". Senator Robert Kasten Jr, a Wisconsin Republican, said Mr Mendes "showed me the human face of environmental devastation – the villagers displaced and the farmers impoverished by the destruction of the rainforests."

His death might have remained obscure, but it occurred at a time when Americans, after a year of drought and environmental disaster, have reawakened to the dangers threatening lands, oceans and ozone layer alike.

Senator Kasten, the senior minority member of the Senate's key Appropriations Subcommittee overseeing the development banks, is one of the movement's most powerful friends. With close ties to both Mr James Baker, the Secretary of State, and Mr Barber Conable, a former congressman and now World Bank president, he has had the clout to demand – and get – many environmental reforms at multilateral lending agencies.

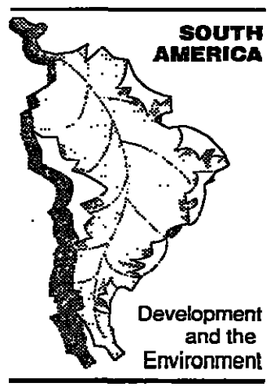


The movement has concentrated its firepower recently on a scheduled $500m World Bank loan for Brazil's energy sector. Senator Kasten worries that the money will support the country's fledgling and expensive nuclear sector, and cause further destruction to the rain forest. The bank, which has added environmentalists to its staff, says no loans will go forward without strict safeguards.

The environmentalists are sceptical and complain of secrecy in the bank's procedures. Mr Wirth insists: "There's a lower level of accountability at the World Bank than in the Central Intelligence Agency. It's difficult to get a straight answer. You have five different people tell you five different things."

# VAT levy on building will hit inner-city projects

By Paul Cheeseright and Andrew Taylor

PROJECTS for the regeneration of Britain's inner cities are likely to cost more after the Government's announcement yesterday of how it will phase in the introduction of Value Added Tax on commercial property and construction.

Mr Peter Lilley, the Economic Secretary to the Treasury, in a written answer to a parliamentary question, announced draft clauses to form part of this year's Budget and Finance Bill.

The Government is responding to a European Court of Justice decision, made in June 1988, that the UK was in breach of European Community legislation by not levying VAT on new commercial building.

The effective date for the introduction of the new taxation at the standard rate of 15 per cent is April 1 1989, but there is a transitional period for transactions which under current law are zero-rated.

Any construction for which contracts had been signed before June 21 1988 will remain exempt from VAT. And where a developer was under a legal obligation and had planning permission for a development before June 21 1988, no VAT will be levied on a building sold or constructed before June 21 1993.

This means that major developments such as the rehabilitation of Kings Cross in north London, the biggest single regeneration project in Europe, or the plans for the regeneration of the derelict Royal Docks in London Docklands, will attract VAT.

The contracts between the developers and the landowners, and planning consent, were not in place by June 1988. Thus their cost structure will change, making them less attractive for developers.

Initial reaction to the changes in the property industry was muted, awaiting scrutiny of the small print in the draft legislation. But Mr Christopher Hedley of Hillier Parker, the surveyors, said that "the Government has made a definite attempt to mitigate the worst effects of the new VAT régime."

The Confederation of British Industry said that the VAT changes would mean "an unwelcome addition to business costs".

The Building Employers Confederation representing 9,500 members with an annual turnover of more than £20bn remained concerned about the tight timetable for introducing the new tax arrangements. It said there was very little time for companies to get to grips with details of the new arrangements before April 1.

The confederation has warned that some of last year's big increase in construction orders may have been due to companies bringing work forward ahead of the tax changes.

# Upward revision of retail sales knocks share prices

By Ralph Atkins, Economics Staff

AN UPWARD revision of retail sales figures for December contributed to a sharp fall yesterday in London share prices amid diminishing speculation of a early cut in interest rates.

The Department of Trade and Industry said retail sales volumes rose 0.3 per cent in December after adjustment for normal seasonal variations. Provisional figures last month had shown a 0.1 per cent fall.

The rise disappointed the markets, which had sought clear signs that high interest rates were curbing consumer spending. However, analysts and the Treasury said the evidence still pointed to a slowdown.

Other official figures yesterday suggested that consumers' appetites for credit abated gently at the end of last year. In December the amount outstanding on agreements with building societies, finance houses, retailers and bank credit cards increased by a seasonally adjusted £295m – down from £392m in November.

London stocks were falling before the figures were announced, partly as a result of profit-taking on last week's rises. At the close the FT-SE 100 share index was down 25.6 at 2,044.3, almost wiping out Friday's big increase. The FT Ordinary index ended 20.8 lower at 1,668.2

Retail sales figures for the three months to December, which give a guide to the underlying trend, show volumes 1 per cent higher than the previous three months and 5½ per cent higher than the corresponding period a year before. In 1988 as a whole, sales were 6½ per cent higher than in 1987.

The consumer credit figures gave financial markets some some encouragement. In the three months to December the amount outstanding rose by £873m – the smallest quarterly increase since the third quarter of 1987 and down from £1.1bn in the previous three months.

The DTI said they showed "slight evidence of a possible slowdown" but cautioned that the full effect of higher interest rates would take some time to feed through.

Its broader measure of consumer credit, published every three months and including lending on personal bank accounts and loans by insurance companies, shows an increase of £1.8bn in the last three months of 1988. That compared with £1.6bn in the previous quarter.

The total amount of new credit advanced to consumers, before taking account of repayments, in December was £3.5bn. That compared with £3.7bn in November. The value of retail sales in December was a record £15.28bn.

# Currie again refuses evidence on eggs row

By Michael Cassell, Political Correspondent

MRS EDWINA CURRIE, the former junior health minister, yesterday found herself at the centre of renewed controversy at Westminster by again refusing to give evidence before a House of Commons select committee investigating salmonella in eggs.

Mrs Currie resigned last month amid heated controversy after claiming that most of Britain's egg production was affected by salmonella poisoning.

Her refusal once again to meet the Commons committee and face questioning immediately provoked anger at Westminster among MPs on both sides of the House. Others, however, complained that the former minister was being unfairly hounded.

Pressure on Mrs Currie to attend the committee or to face the threat of punitive action is now certain to escalate further, although the Government is attempting to keep the row at arm's length.

Ministers yesterday were emphasising that the argument was between an individual MP and a Commons select committee.

Even so, the Government could eventually be forced to declare its position on the issue if it reaches the floor of the Commons.

In her letter, Mrs Currie asked to be excused attendance, saying she could be of no further assistance to the committee, "not because I would withhold anything relevant but because I have no more to tell you than you already know".

She said she was "quite appalled" at public speculation over her intention to write a book on her time as a minister and concluded: "Please may I be allowed to get on with the rest of my life?"

Mr Jerry Wiggin, chairman, last night called a special closed meeting of the Commons Agriculture Committee to discuss Mrs Currie's reluctance to appear. It was being pointed out that the committee had not yet insisted on her attendance.

The committee will hold another session on the salmonella issue tomorrow when it will question Mr John MacGregor, the Agriculture Minister, and Mr Kenneth Clarke, the Health Secretary.

Any decision on whether to try to make Mrs Currie attend at a later date may be postponed until after tomorrow's session.

If Mrs Currie continues to refuse to co-operate, the cross-party committee may decide to press ahead with tabling a Commons motion demanding Mrs Currie's appearance. The issue would then be voted on in the Commons.

Labour made it clear yesterday that if the committee did not take action, the Opposition would pursue the issue.

Mr David Clark, Labour's agriculture spokesman, yesterday lodged a formal protest with Mrs Margaret Thatcher, Prime Minister, calling on her to suspend Mrs Currie's right to examine departmental papers relating to her time in office, until she had appeared before the select committee.

Mrs Currie has already been back to the Department of Health to examine, in the company of a senior civil servant, the relevant documents. The facility is standard practice for former ministers.

In her letter to Mr Wiggin, Mrs Currie stressed that she has no intention of writing a book on infection in food. She wished to record the work she had done to improve the nation's health.

# Business travellers' woeful tales

By David Churchill

FREQUENT business travel is increasingly stressful for many international executives, who find travelling hampers their private lives and leaves them feeling exhausted and out of control.

So concludes a survey of over 700 British and American executives by the US-owned Hyatt hotel chain. Yet the survey also reveals that for many frequent travellers, business travel is exciting and an important part of climbing the corporate ladder.

"Stress is seen as a reaction to separate, isolated circumstances such as airport crowds, airline or hotel mishaps, or the separation from home and family," the survey says.

Travel-related services are the sources of stress most easily identified by travellers – such as lost luggage, flight delays and reservation errors.

"Underlying these snags and skirmishes with service personnel, however, something more profound is going on," suggests Hyatt. This, it argues, is "the traveller's struggle against anonymity, uncertainty and wasted time."

Hyatt found that while "on the road," travellers relinquish office status for anonymity among the mass of other business travellers.

It says that apart from travelling first class, there is little the traveller can do to solve the problem of anonymity.

Wasted time, caused by cancelled meetings and airport delays, is another key source of stress. "With this loss of momentum boredom results – yet at the same time the inability to make efficient use of the odd extra hour is seen as a threat to the entire enterprise."

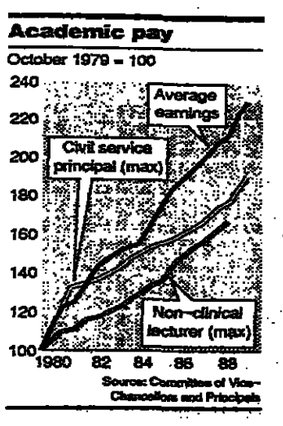


# Dons' pay plea set to be rejected

THE Government looks set to reject the plea from university vice-chancellors for a rise in their funds to make large pay rise for academic staff. This means the exam boycott launched by university lecturers last month is likely to intensify, writes David Thomas.

Vice-chancellors recently asked the Department of Education and Science for an extra £183m over two years to pay lecturers and technicians.

The request came after the university employers had offered lecturers a 3 per cent rise for lecturers for the 1989-90 settlement, due in April, plus a lump sum equivalent to another 0.75 per cent. The vice-chancellors said it was all they could afford.

The Association of University Teachers had already started their boycott of all aspects of exam work in protest against the pay impasse when the offer was made.

The Government has not yet made a formal decision on the vice-chancellors' request, but Education Ministers are so unimpressed by it that they seem in no hurry even to pass it on to the Treasury.

They believe the Treasury would give short shrift to what could be seen as an inflationary public sector pay award when the Government is trying to dampen pay expectations.

Ministers acknowledge that lecturers' pay has risen less quickly than average earnings and the pay of similar groups, but they see that as irrelevant since the Government has ruled out comparability as a method for settling pay.

# Universities find ways to fill the financing gap

## David Thomas examines responses to funding cuts

BRITAIN'S universities have sung a song of near unrelieved gloom throughout the 1980s, as academics have coped with poor pay and promotion prospects, staff cuts and often barely concealed contempt from ministers.

Their lament is not over. Sir Edward Parkes, vice-chancellor of Leeds University, an epitome of provincial university solidity, could have been speaking for many when he briefed the university's governing council last term about shedding 300 jobs to stave off mounting deficits.

Sir Edward bemoaned, in particular, "the large amount of time which senior academics have to divert from their teaching and research to processes which are essentially concerned with damage limitation."

Staff-student ratios have worsened in many universities as rises in government funds have slipped behind the rise in university costs. The dwindling teaching staff have had to cater for broadly the same number of undergraduates and almost a fifth more postgraduates, taking into account the upsurge in foreign students.

Meanwhile, academics have seen their pay position eroded. Even university employers acknowledge that academic salaries have declined relative to average earnings and to the pay of traditional comparators, such as civil servants.

Yet the pressures shaping the universities in the 1980s have been more complex than this dirge would suggest. Indeed, when promoting their own institutions, most vice chancellors are eager to tell another side of the story: of successful adaptation to the colder climate.

Consider staffing. An impression widely held is of continual attrition of academic complements throughout the 1980s. In fact, staff numbers in British universities rose 9 per cent to 45,878 in the five years to 1987-88. For every university which lost staff, another two saw increases.

Yet universities' complaints about staffing are not without substance. The global figures conceal a seachange within the universities which highlights what has been happening to higher education in the 1980s.

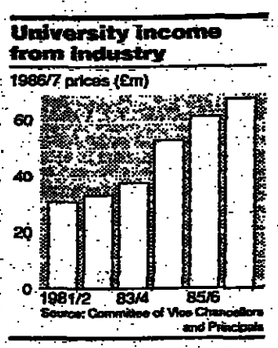


While staff numbers have increased overall, academics financed by public funds – the core of a university's teaching complement – fell by a tenth to 31,261 since 1980-81.

This was more than offset by a 65 per cent upsurge to 16,413 in the staff funded by other organisations, such as Government research councils and, to a lesser extent, industry.

Most of these are dedicated to specific research projects, often on short-term contracts. That is reflected in the 126 per cent real growth to £68.6m in the value of research work placed by businesses with universities in the five years to 1986-87, though this still accounts for less than 3 per cent of their income.

Some universities have adapted with a will. "We did not spend our time waving banners around Whitehall, but in trying to meet the new situation," explains Mr Jim Rushton, deputy registrar at Warwick University.

Early on, Warwick adopted a "half-and-half" policy. It would try to meet half the cuts by saving money and half by generating new income. In the event, Government grants and British students' fees accounted for 56 per cent of income last year, compared with 81 per cent in 1979-80.

Warwick has filled the gap in many ways: more research income; a proliferation of courses catering for self-financing students in subjects such as manufacturing systems and English language teaching; and the transformation of its Coventry campus into a thriving conference centre. It has also doubled its overseas students to 500 over the decade.

Warwick is not exceptional in this. Vice chancellors warned that overseas students would quit British universities when the Government forced their fees up to full cost levels in 1980. In fact, after a temporary drop, the flow of foreign undergraduates resumed more strongly than ever: last year, 22,200 foreign undergraduates made the trek to British universities, 9 per cent above the previous peak in 1979-80.

To win the custom of overseas students, universities have become more attentive to their needs. Many send staff to centres of high demand such as Hong Kong and Malaysia.

Universities' response in other areas has been less impressive. A common theme is the need to broaden traditional catchment areas, to draw in more mature students, for instance. Greater variety is needed in types of courses, allowing more part-time study.

The number of mature students has in fact risen only slowly. Last year, 12 per cent of British students entering university were over 21, only one percentage point more than a decade earlier. True, universities are catering for more part-time undergraduate students, but they are still outnumbered more than 25:1 by their full-time cousins.

Some subjects have taken the brunt of universities' adjustment during the 1980s. English has lost 143 full-time posts, or almost a fifth of the total, over the decade. No university English department grew in size between 1981 and 1987. Similarly, History has shed 134 posts out of 1,077 over the same period.

Other subjects, such as engineering and business studies, have benefited from the core change running through the 1980s – the declining reliance on central government funds. But even academics in boom subjects notice the pressures.

Mr Michael Terry lectures in Warwick's School of Industrial and Business Studies, one of the dynamos driving the university's growth. Only 40 per cent of its costs are now met by the government, down from 67 per cent five years ago.

Yet, with the increase in student numbers outstripping that in staff, Mr Terry is wary of the impact on quality.

# Panel eases rule on takeover meetings

By David Waller

COMPANIES in the middle of a takeover battle will in future be able to brief large groups of investors and analysts, rather than being obliged to hold meetings with such people on a one-to-one basis.

The Takeover Panel – the City of London watchdog on bids and deals – has given in to a large body of complaints about a part of the Takeover Code, which prevented large meetings in an effort to prevent the selective disclosure of sensitive information.

The Panel has now decided that "the restrictions on meetings contained in the Code often create inconvenience out of proportion to the safeguards provided".

In future, large meetings can be held as long as they are monitored by the company's financial adviser.

The original rule was introduced in the 1960s on the principle that all shareholders should receive price sensitive information at the same time, via the Stock Exchange announcements service.

The practice of holding meetings for City of London institutions and analysts was thought to discriminate against those investors who were not "in the know". However, the rule ultimately led to much inconvenience, even absurdity.

There was no rule preventing meetings with individual shareholders and analysts, and chief executives of companies making or receiving bids used to hold a succession of one-to-one meetings.

Advisers would take their bid opponents to task for petty breaches of the rule, and chief executives would have to seek Panel approval for a visit to the opera with more than one analyst.

"This was wasting a lot of people's time", said Mr Peter Fraser, deputy director-general of the Panel. "It was impossible to find a logical defence for carrying on as before. There have been millions of complaints."


Are you paying too much tax on your company cars?

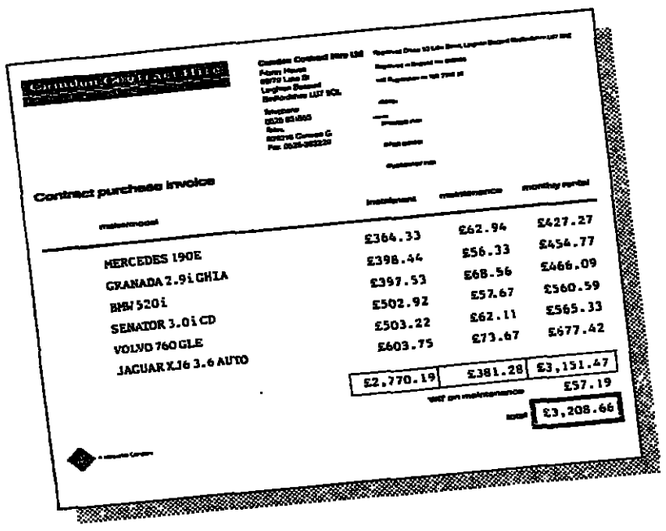





On the face of it, you're paying the same basic rental. But a Camden Contract Purchase package can achieve tax savings of 12-15% over conventional contract hire for higher value vehicles. And there are additional advantages, as you can see, across the whole fleet for organizations which cannot reclaim VAT.

If you would like further details on how a Camden Contract Purchase scheme can help reduce your company fleet costs, contact our National Information Centre, by telephoning (0525) 851555, or return the coupon.

A Mercantile Company

Camden Contract Hire

66/79 Lake Street, Leighton Buzzard, Bedfordshire LU7 8QL.
Name
Position
Company
Address
FT 88



Nowhere But New York. Nowhere But The Pierre.

Even in a city as remarkable as New York, there is only one hotel that reaches beyond the standards of every other renowned hotel—because of the way it completely adapts to you. That hotel is The Pierre.

We anticipate your needs with a singlemindedness born of decades of tradition. It's a standard that means no request is too small or too large. That's what a grand hotel is all about. And it means your stay here will leave you feeling The Pierre is exactly where you belong.

We invite you to experience this legendary feeling for yourself at The Pierre. Everything you'd expect from a Four Seasons Hotel.

In London call 01 834 4422.

The Pierre NEW YORK

A Four Seasons Hotel
Fifth Avenue at 61st Street
New York, NY 10021
212-838-8000
Telex: 127426

one of "The Leading Hotels of the World"



The Mercedes-Benz 190E 2.5-16. 197 bhp, 0 to 62 mph 7.5 seconds, top speed 143 mph (manufacturer's figures)

# A street car named desire

David Vivian, Road Test Editor of "Autocar & Motor" has just spent two years and 43,000 miles behind the wheel of the predecessor of the Mercedes-Benz 190E 2.5-16 shown here. He discovered that it destroyed his preconceptions about Mercedes-Benz. In short, it "seduced" him. The new car is different in just one significant area. The engine capacity has been increased from 2.3 to 2.5 litres.

The changes to the five other cars in the 190 series are more visible. The interior has been redesigned for even higher levels of convenience and comfort. Rear legroom is increased and all the seats have softer surface cushioning. Better lateral and lumbar support is also provided and there are now recesses for the rear seat belt buckles. And all 190 models are now fitted with aerodynamic, high-impact, chip-resistant, plastic door and wing panels

## Terms Of Endearment

The essential "soul" of the 190 series remains uncompromised. It is a more spacious car than it looks, livelier than many sports cars, quieter than many limousines and more endearing to its owners than any other car in its class.

The most popular model is the 190E. It has a 2.0 litre overhead camshaft engine with electromechanical fuel injection that develops 122 bhp. It will accelerate from 0 to 62 mph in 10.5 seconds and reach a test track top speed of 121 mph (manufacturer's figures). Slotted just below the 190E, both in price and performance, is the non-fuel injected 190, and just above it, the potent 190E 2.6 which uses a 2.6 litre, six-cylinder, fuel-injected engine producing 166 bhp. It has electronically controlled ABS anti-lock brakes as standard.

## In A Class Of Its Own

But if ever a street car deserved the name "Desire," it is the four-cylinder, 16 valve, 2.5 litre 190E 2.5-16. It has virtually created a new class of sports saloon. No other car offers the same combination of 197 bhp, four-door convenience, four-passenger comfort, Mercedes-Benz standards of safety, Regent Street manners, understated aprons and spoilers, and right-hand-drive steering.

It will ease through high street traffic as quietly and comfortably as a normal 190E. But call on all its 197 bhp and 177 lb/ft of torque to get you off the mark, and the high performance 190E will hit 62 mph in a mere 7.5 seconds. From the serenity of the car's luxurious though businesslike interior, the driver can direct the 190E 2.5-16 to do his bidding through a sporting 5-speed manual gearbox, or the surprisingly entertaining 4-speed automatic box that is an optional extra. It's a car that plainly enjoys being driven hard.

## Lasting Relationship

If you enter into a relationship with any Mercedes-Benz 190 do not expect the flirtation to be brief. This is a car that seems to improve with every passing mile. As David Vivian discovered when, after two years he was obliged to relinquish his 190: "It wasn't just that I didn't want to give it back – more it was a desire to elope."

*ABS is also standard on the 190E 2.5-16 and a low cost option on all other 190 models

**ENGINEERED LIKE NO OTHER CAR IN THE WORLD.**

# Fair trade office finds steel bar price fixing ring

By Andrew Taylor and Nick Garnett

ANOTHER price fixing ring in the British construction industry, this time involving suppliers of reinforcing steel bars (rebars), has been uncovered by the Office of Fair Trading.

Sir Gordon Borrie, director general of Fair Trading, said yesterday that eight rebar suppliers had admitted to taking part in talks to agree common list prices.

The companies make up a large part of the British Reinforcement Manufacturers Association. They include a division of C. Walker and Sons, Britain's largest overall steel stockholder – though not in rebar – and on whose list prices the price fixing was based.

Sir Gordon said yesterday: "I continue to be concerned about collusive behaviour in construction and related sectors. The effects of such practices on costs of construction projects can be considerable."

The OFT is investigating allegations of similar price fixing among a group of cavity wall insulation suppliers. The office has also conducted investigations during the last 12 months into glass and ready mixed concrete suppliers.

It is due to start contempt proceedings soon in the Restrictive Practices Court against four ready mixed concrete companies – Ready Mixed Concrete (Thames Valley), Smiths Concrete, Pioneer Concrete and Hartigan Readymix – which it alleges have continued to operate pricing agreements which had been placed on the Restrictive Practices Court.

The agreements affect the companies operations in Bicester and Banbury in Oxfordshire.

The court has no power to fine companies it finds to be pursuing restrictive practices. But it can declare practices against the public interest and then find any company repeating the practice to be in contempt of court.

Last August the office announced it had uncovered a nationwide web of price fixing cartels involving 60 glass manufacturers. In yesterday's announcement, the OFT said talks between rebar suppliers first took place in 1982-83. "An understanding developed that Walkersteel Reinforcements, a division of C. Walker and Sons, would be the first to issue a revised price list and other companies would then increase their price lists by amounts which were substantially the same as those taken into account in the revised Walkersteel list."

Details of these arrangements have been submitted to the OFT by a number of companies. These are Barfab Reinforcements, previously part of GKN; Helical Reinforcements; Kings Lynn Steel Co; Reinforcement Steel Services, a former British Steel company absorbed into ASW (Allied Steel and Wire) in 1981; Rom; Square Grip; the British Reinforced Concrete Engineering Co; and C. Walker.

The OFT said yesterday that Kings Lynn Steel did not take part in the discussions until December, 1984. Both it and Helical Reinforcements say they were not party to a registrable agreement, the OFT added.

Hyten Reinforcements is also named in the memorandum but ceased to take part in these discussions after August 1986.

Several of these companies were involved in a case before the Restrictive Practices Court seven years ago over an agreement covering minimum prices and market share allocations.

The companies gave undertakings not to make similar agreements in future. The OFT says the restrictions in that scheme are not similar enough to those in the present agreement to consider mounting contempt proceedings.

ASW declined to comment yesterday. No one was available for comment at C. Walker.

● British Steel has submitted to the European Commission its response to a Commission finding that nine steel makers have operated a price-fixing cartel in stainless steel.

The Commission is due to make a final decision soon on the issue.

# No move on Tube stairs despite fire probe

By Kevin Brown, Transport Correspondent

LONDON Regional Transport, the state-owned holding company for London's bus and Underground services, has decided not to replace the wooden treads on more than 70 escalators, despite being urged to do so by a public inquiry into the King's Cross fire disaster.

LRT confirmed that it plans to spend £300m to implement most of 157 safety improvements recommended by Mr Desmond Fennell, the barrister who chaired the inquiry.

Mr Fennell concluded that the fire was caused by discarded smokers' materials which ignited grease and dirt under a wooden escalator. Thirty-one people died.

The inquiry report, published in November, said the wooden side panels of escalators must be replaced with metal, and that "replacement of the wooden risers must be urgently sought."

In its formal response, LRT said work on replacing the softwood side panels would be completed in August.

However, LRT said it believed the hardwood treads and risers alone "would not give rise to a rapidly developing fire, and that the case for their replacement is still not established."

Mr Denis Tunnicliffe, Underground managing director, said it would be impossible to replace the treads and risers until 1993 because of the pressure of more urgent safety work. All wooden escalators are due to be replaced by 1998.

Mr Tunnicliffe said the London Fire brigade had agreed in writing that this policy was acceptable.

However, the Underground was considering treating the treads and risers with flame retardant salts.

LRT is still considering how to comply recommendations in the report on the sale of flammable materials such as newspapers on Underground property, and technical changes to radio communications.

Shops on Underground stations will be allowed to continue to sell smokers' materials for the time being.

## Lawson on target with economic slowdown, says Oxford group

# Growth forecast to top 3% by 1991

By Simon Holberton, Economics Staff

MR NIGEL LAWSON, Chancellor of the Exchequer, is on course to achieve his desired slowing of the economy but by 1991 growth will be back over 3 per cent, a leading economic forecasting group predicted yesterday.

Oxford Economic Forecasting said in its latest review of the economy that the Chancellor's policy of high interest rates will succeed in curbing consumer spending rapidly.

As domestic demand moderates exports will pick up and import growth slow, so that the current deficit on the balance of payments will narrow from more than £14bn last year to £12bn this year and to £8bn by 1991.

Inflation is expected to peak at 8 per cent over the next few months and fall to above 5 per cent by the end of the year. Company profit margins are expected to be squeezed as growth in underlying earnings slows to a high underlying rate of 7.5 per cent over the medium term.

OEF said that growth in real gross domestic product this year will slow to 2.7 per cent against 4 per cent in 1987. The economy will grow by 2 per cent in 1990 but grow by 3.4 per cent in 1991.

The main reason for the slowing in growth is the monetary tightening which the Chancellor began last summer and its effect on consumption. Higher interest rates will hit the consumer by reducing incomes – through the higher cost of debt servicing – and the rate at which house prices rise.

Consumers' expenditure, which grew by 6 per cent last year, will rise by 2 per cent this year and by 1.8 per cent in 1990. Spending on durables is expected to be particularly hard hit as is spending on housing related goods and luxury items.

OEF said that Mr Lawson will have £14bn of surplus funds to distribute in his March Budget, but all it considers likely is £1bn of tax cuts via the over-indexation of tax thresholds.

He is likely to resist calls for a budget for savings on the grounds that any measures toward that end would introduce distortions into the taxation system and could be interpreted as "fiscal 'fine tuning'".

In any event, OEF said it believes that personal savings behaviour is at a turning point. By the end of this year the savings ratio should be around 3.5 per cent and rising back towards 7 per cent in the medium term.

# New car sales reach unexpected peak

By John Griffiths

NEW CAR sales in the UK soared to another record in January, confounding – at least for the moment – forecasts that 1989 would see a market downturn after four successive years of record sales.

Statistics from the Society of Motor Manufacturers show that registrations rose 13.22 per cent to 220,197 last month, compared with 194,482 in the same month a year ago. This was the highest level for any January on record.

Car companies yesterday found difficulty in explaining the increase.

Ford, Vauxhall and Rover, began the year with a number of "fast start" incentive campaigns, including cheap finance schemes.

A number of forecasts predicted that this year's new car market would fall back to about 2m units after last year's record 2.2m units.

The statistics show a startling rise in the market performance of Peugeot group, whose share – including that of Citroen – last month reached double figures, nearly 11 per cent, for the first time since Peugeot took over the formerly Chrysler-owned Uk operations.

● Jaguar has announced a 28 per cent increase in sales last month in the US – its single most important market – compared with the same month a year ago. Sales rose to 1,492 from 1,168.

**UK CAR REGISTRATIONS IN JANUARY**

| | 1989 | % | 1988 | % |
|---|---|---|---|---|
| Total market | 220,197 | 100.00 | 194,482 | 100.00 |
| UK produced | 101,160 | 45.94 | 88,544 | 45.94 |
| Imports | 119,037 | 54.06 | 105,938 | 54.47 |
| Ford | 63,948 | 29.04 | 53,057 | 27.28 |
| Vauxhall | 32,913 | 14.95 | 31,913 | 16.41 |
| Rover | 31,370 | 14.25 | 28,563 | 14.69 |
| Peugeot/Citroen | 23,947 | 10.87 | 15,983 | 8.22 |
| VW/Audi/Seat | 14,887 | 6.77 | 11,213 | 5.76 |
| Nissan | 8,244 | 3.74 | 8,163 | 4.20 |
| Volvo | 7,488 | 3.40 | 7,063 | 3.63 |
| Renault | 6,156 | 2.80 | 7,423 | 3.82 |
| Fiat/Alfa/Lancia | 5,467 | 2.48 | 6,386 | 3.28 |

Source: Society of Motor Manufacturers and Traders

# BBC subscription TV service planned

By Raymond Snoddy

THE BBC, the public service broadcaster, plans to develop specialist subscription television services for both non-specialist viewers and the professions, business and industry to supplement its licence fee income.

Mr Michael Checkland, director general, said yesterday that the corporation, which already transmits a night television service for doctors, will explore special services for other professions, such as architects.

"We absolutely accept we have to widen our financial base," Mr Checkland said as he introduced the BBC's response to the recently published draft law on the future of broadcasting. The corporation is financed predominantly by the television licence, which must be bought by all television users.

The corporation is exploring the use of television for a skills initiative geared to the elimination of European Community trade barriers in 1992. Such a scheme might range from language tuition to European law.

The service, undertaken with business and industrial partners, would be transmitted in scrambled form to specially adapted video recorders in the middle of the night.

The BBC also says that it will test market packages of programmes taken from its archives designed to appeal to particular groups – packages of nature programmes, drama or sports.

To exploit the night hours the BBC is asking the Government for permission to encrypt, or scramble, both its television channels, BBC 1 and BBC 2, during the night.

However, the Government said in its draft law on broadcasting that one BBC television channel should be taken away between 1am and 6pm and auctioned to the highest bidder for commercial use.

"We have got to become more entrepreneurial and we have got to become more efficient," Mr Checkland said. He added the BBC would continue to shed about 200 jobs a year to pay for the Government-encouraged move towards independent production.

But the BBC argues that despite the possibility of developing new streams of revenue, the licence fee is likely to remain the most efficient and cheapest way to bring a broadcasting service to all the UK.

The corporation says it offers more than 200 hours a week of television programmes at a cost to each household of less than £1 and all its radio output for 30p a week.

## In Brief

# Zurich to back loss cover plan at Lloyd's

ZURICH Insurance Group, one of Europe's largest insurers, has come to the rescue of anxious members of Lloyd's of London, the private insurance market, by agreeing to back a scheme set up by Robert Fraser, the insurance broking company, to cover them against any unusually high losses, writes Nick Bunker.

The scheme was devised in reaction to signs late last year of a shortage of personal stop-loss policies, which are bought by about 60 per cent of the 31,000 members of Lloyd's as protection against abnormally large build-ups of claims.

The involvement of the Zurich in supplying stop-losses, via Zurich International, a Bermuda-based subsidiary, is a big departure. Stop-loss policies for Lloyd's members have usually been supplied only by underwriters within the Lloyd's market itself.

### Italian mortgages

Sanpaolo Bank of Turin, Italy's second largest Bank, is to offer UK mortgages denominated either in sterling or European Currency Units. Interest on the bank's Ecu mortgages will be around 10.25 per cent.

### NatWest interest

National Westminster, biggest commercial bank, is to offer an interest bearing current account from March 13 and is to scrap transaction charges on all current accounts.

### Laser project

Culham Laboratory of the UK Atomic Energy Authority, near Oxford, is to lead a £13m research project into building powerful excimer lasers. The four-year Eureka project is backed by Italy, the Netherlands and the UK.

### Satellite plans

Tele Aerials Satellite, based in Yorkshire, plans to spend £2m installing more than 200,000 satellite television dishes in the UK this year. The group has already installed more than 1,600 dishes.

IT'S AGES SINCE ANYONE'S INTRODUCED SUCH A NEW CONCEPT IN BUILDING DESIGN.

ENERGY EFFICIENT DESIGN BUILDINGS

As the pyramids prove, the Egyptians certainly had a few new ideas when it came to building design.

For innovation today, however, you have to look to Energy Efficient Design (EED).

A design concept which offers new ideas on how to make a building a more comfortable, efficient and productive place to work in.

In fact, EED benefits everyone. From the developer to the occupier.

For instance, an EED building uses fast-acting panel heaters which are quick to install and cost less than a conventional pipework and boiler system. The developer gets more letting space as well as valuable savings on capital costs and time.

And with no pipes and boilers to worry about, the architect has more freedom in design.

Not everyone gets more from EED, however. The occupier often gets less. Less wasted energy. Lower operating costs. Because an EED building is highly insulated and pre-heated using low-cost, night-rate electricity.

It even takes into account the heat given off by people and equipment.

So if you'd like to find out more about EED buildings, send the coupon or contact your Electricity Board.

Who knows, in time your building may become the eighth wonder of the world.

Please send me information on Energy Efficient Design Buildings. Post to: Electricity Publications, PO Box 2, Feltham, Middx. TW14 0TG.

Name Position

Company/Address

Postcode Telephone

PLANELECTRIC

Energy for Life

The Electricity Council, England and Wales

C. 552

# TECHNOLOGY

## Chewing over the sticking point of taste

DOES your chewing gum lose its flavour on the bedpost overnight?

A Californian company has come up with a solution to this sticky problem of retaining flavour.

Advanced Polymer Systems, of Redwood City, has signed an agreement to license its "microsponge" technology to William Wrigley Jr, the world's largest gum maker. Wrigley plans to incorporate flavour-drenched microsponges in a new generation of longer-lasting chewing gum.

The microscopic sponges, which have the consistency of talcum powder, are made out of the same type of plastic material as that used in soft contact lenses. In chewing gum, they would be employed as miniature slow-release flavour capsules, says Wrigley.

Use of the microsponges is expected to double the length of time that chewing gum retains its flavour from about 10 to 20 minutes.

"By using these sponges, instead of the gum releasing all the flavour at once, it will hold on to the flavour and release it in a sustained manner," says Sergio Nacht, Advanced Polymer's vice president of research and development.

Food and Drug Administration approval will be required before gum using the microsponges can be sold in the US, which could delay its introduction by anything from 18 months to three years.

While chewing gum is the first use of Advanced Polymer's patented microsponge technology in a food product, the sponges are already incorporated in three commercial products, including an after-shave lotion, produced by Procter & Gamble, which slowly releases a skin protectant, and two Estée Lauder cosmetic powders which absorb moisture.

Other microsponge products expected in the near future include a skin moisturiser from Oil of Ulay and moisturising lipsticks from Pavion.

**Louise Kehoe**




## Sweet route to preservation

**Peter Marsh** reports on a sugar that keeps biological materials in good condition

Scientists call it the miracle substance. It is a type of sugar with an uncanny ability to preserve biological materials, sepermitting certain animals and plants to survive indefinitely without water.

The sugar, called trehalose, is found naturally in yeast and in some types of shrimp and mushroom. Researchers in the US, Finland and Britain are examining ways to harness it for commercial applications involving food preservation and medical technology.

Becton Dickinson, a big US maker of healthcare equipment, is investigating whether trehalose can act as a preserving agent for the biological materials used in medical diagnostics. One application would be as a stabiliser for medical products.

At present, the degradation of some drugs and vaccines can only be prevented by adding water and keeping them at a low temperature. Using trehalose for this purpose would greatly reduce transportation and handling problems. This might apply especially in the Third World, where warehousing facilities are often rudimentary.

Becton started looking at trehalose after being introduced to the sugar by Bruce Roser, scientific director of Quadrant, a small biotechnology company in Cambridge, Britain. Becton has a 10 per cent stake in Quadrant. Another shareholder in Quadrant is Scientific Generics, a Cambridge-based consultancy which has helped Quadrant develop its ideas.

Neil Goldsmith, a researcher at Scientific Generics, says that trehalose could have a range of applications in food technology. Scientists trying to come up with new types of drink based on freeze-dried milk could, for instance, add the sugar to milk prior to it being dried to a powder.

The effect would be to keep intact the proteins in milk which normally degenerate during the water-removal process. It is this deterioration which is responsible for the imperfect taste of many drinks made from milk powder. Trehalose, which is comparatively non-sweet and odourless, would only need to be added in tiny quantities.

Besides operating as a natural food preservative, the sugar could also feature in techniques to store blood as a dried powder, doing away with the need for expensive refrigeration. In theory, says Goldsmith, this could enable individuals to keep dried samples of their own blood in their homes ready for use in an emergency.

Quadrant has joined forces with Alko, a Finnish food and biological materials processor, which is researching how to make trehalose in high volumes using fermentation techniques based on glucose as a feedstock.

Trehalose is currently made by extraction from yeast, an expensive technique which provides the material at a cost of about £800 a kilogram. But with new fermentation procedures, Roser thinks the price could be brought down to less than £2 a kilogram.

These new processes could borrow an idea from the world's biotechnology industry. The technique involves groups of cells reacting together in fermenters to produce a "soup" of biological ingredients from which a substance like trehalose could be extracted.

Edward Duffy, vice president for medical affairs at New Jersey-based Becton, says he is "quite bullish" about the prospects for trehalose in the $6bn-a-year world market for medical diagnostics in which his company is among the leaders.

Duffy says that the sugar could stabilise many of the enzymes and other biological materials used in diagnostic systems in clinics and medical laboratories to check, for instance, for signs of disease in blood samples.

Such an application of trehalose in diagnostics could reduce the need to keep the enzymes and other materials in solution and in cool conditions. That in turn could make the systems less bulky and easier to use.

Sales of reagents and equipment used in medical diagnostics add up to a fast growing business. Other big players include SmithKline Beckman and Abbott Laboratories of the US, F. Hoffmann-La Roche of Switzerland, and Bayer of West Germany.

Trehalose has also excited the interest of Imperial Chemical Industries, Britain's biggest chemicals company. Its biological products division is working on a range of new materials made by fermentation and similar processes.

John Russell, general manager of the division, says that his unit has discussed ideas regarding trehalose with staff at Scientific Generics, but any possible involvement of ICI with plans to turn out trehalose commercially is still at a very early stage.

Trehalose itself has been known about since the 1940s. It has been linked with a bizarre phenomenon which has fascinated scientists for centuries – and which is studied under the name of cryptobiology.

Cryptobiologists examine the way in which certain animals and plants exist, apparently on the borderline between life and death, while deprived of water for long periods. Roser, who has a medical background and set up Quadrant in 1985, says that he became interested in trehalose and cryptobiology after an acquaintance mentioned the material to him about three years ago.

Plants and animals which show signs of cryptobiology appear dead to the casual observer, but when water is added they take on normal living characteristics. "It appears a miracle has happened, just like Lazarus or the Sleeping Beauty," observes Roser.

Scientists examining these organisms – which include certain species of desert plant and worm – have found trehalose wrapped into their biological structure.

It appears that the sugar takes the place of the water molecules which, in normal living organisms, are folded into the protein chains that are the basis of all biological material.

Without the water molecules to keep these proteins in the correct position, the chains either collapse or lose specific properties – which explains why water is such a vital constituent of life.

Although scientists are not sure of the exact processes which are at work, trehalose seems to be able to act as a molecular "glue" holding the chains in the correct position, ensuring that life goes on.

## WORTH WATCHING

Edited by Geoffrey Charlish

### Touch test for large bodies

THE CHECKING of big manufactured products, such as airframes, is not the easiest of tasks since the measuring equipment has to remain accurate over the relatively large dimensions involved. Often the measuring system is designed to suit a single product and can be both costly and slow.

However, a French company, MFO of Argenteuil, has developed a measuring system that can check a car body, for example, in two hours instead of the 16 normally taken. It can be used on any product and consists of a pivoting arm which can be extended to touch the item at the necessary points. Using an electronic sensor, the machine registers an arm angle and an arm extension, known mathematically as polar co-ordinates. In this way, the points and the distances between them can be verified.

In another development, slight imperfections in bodywork can be detected with a system called D-Sight from Diffracto of Canada, available in the UK from Hahn & Kolb. This uses controlled lighting, a monochrome television camera and image processing to make any flaws obvious to an inspector using a screen. A grey scale comparison allows objective assessments to be made, or the image can be compared with a stored reference image of the body part.

### Smoother way to delime skins

A SWEDISH company, AGA of Lidingo, has obtained patents in 20 countries for a method of deliming hides which should result in better quality skins and less environmental pollution.

In the leather industry, slaked lime (calcium hydroxide) is used to remove hair, fat and other unwanted substances. It leaves the skin strongly alkaline, whereas the next process, tanning, requires a neutral skin.

Most tanneries use a weak acid, such as ammonium sulphate, to neutralise, or delime the skins. This has to be handled in solid form and, since it is an agricultural fertiliser, it can also adversely affect water courses through excessive algae growth. If crystals come into direct contact with the skin, they can cause marks.

AGA has developed a method of using carbon dioxide in which the gas dissolves evenly in the water to produce carbonic acid. It is claimed that a softer leather is produced with a finer surface structure, partly because fat removal is more thorough.

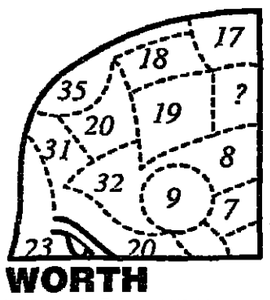


### Filtering out design hitches

SAND filters are widely used in industry and by municipal authorities to remove solids and biological residues from effluents.

But according to Simon-Hartley, of Stoke-on-Trent in the UK, existing units have disadvantages. Cumulative filters need to be periodically stopped for cleaning, while the continuously operating ones, in which fluid moves upwards in a filtration column, can be marred by changes in the sand bed, such as channelling.

Simon-Hartley says that it has improved the design so that fluid enters at the top and encounters a column of sand, which is at first coarse and then gets finer. By the time the fluid reaches the screening walls of a central chamber, it has undergone maximum filtration.

Cleaned water is piped from the chamber. Meanwhile filtered debris and sand is removed from the bottom of the column up a vertical pipe, by means of compressed air, and drops into a washer at the top of the system. Cleaned sand falls on to the top surface of the main bulk of sand and assumes the fine/coarse distribution by natural movement. Effluent is separately ducted away from the washer.

The filter, called Strata-Sand, is available in various sizes, works continuously and is self-cleaning. The movement of sand through the unit prevents biological growth and the sand bed depth of one metre ensures good extraction of solids.

### The grid on a screen

LONDON Electricity Board is to have an interactive screen and keyboard system to control electricity distribution in the capital. The new system will replace a collection of illuminated wall diagrams, desk-top terminals and paperwork.

More than £1.3m of software will be provided by a small Scottish company, Graphic Information Systems, which has been pioneering the system with the Scottish Electricity Board.

The concept, called Ends (energy network distribution system), is said to be the first commercial system to control the distribution and allocation of energy resources by computerised interactive displays. Control room personnel can zoom in on and pan across a coloured display of the network at increasingly detailed levels, right down to an individual transformer or switch.

The system integrates with London Electricity's telecontrol system, which control-room staff can use to open or close remotely any of London's circuit breakers. Ends means that the staff will be able to do everything from a few screen and keyboard units, all able to supply information from a single active database. At the moment, several different systems and information sources are involved.

Ian Bilsland, managing director of the company, believes that his system will set the pattern for future control rooms, not just in electricity but also in the oil, water, gas and sewage industries, where the problems of network control are similar. Bilsland says he has already supplied quotations to organisations in Australia and Africa, and he is expecting substantial European orders.

CONTACTS: MFO: France, 1 3981 3131 Hahn & Kolb: UK office, 0788 77288 AGA: Sweden, 8 731 1000. Simon-Hartley: UK, 0782 202300. Graphic Information Systems: UK, 0250 3166.



6.30 AM "GUTEN MORGEN, SHROPSHIRE"
GÜNTER EICKHOLT, GEN. MANAGER, BISCHOF & KLEIN (UK) LTD., TELFORD.

9.03 AM "MUGSHOT SEVERN VALLEY RAILWAY"
BRIAN JONES, GEN. MANAGER, HARTMAN UK LTD., TELFORD.

11.57 AM "REBUILDING THE LAST SEVERN TROW"
JOHN SAVAGE, MANAGING DIRECTOR, MERLIN GERIN LTD., TELFORD.


2.14 PM "REFLECTIONS"
PETER WENDON, MANAGING DIRECTOR, TRIGON PACKAGING SYSTEMS (UK) LTD, TELFORD

3.26 PM "ALL OUR YESTERDAYS - BLIST'S HILL OPEN AIR MUSEUM"
CHRIS PENNINGTON, MANAGING DIRECTOR, ABB POWER LTD., TELFORD.


4.30 PM "VIEW FROM THE WREKIN."
GRID REF SJ 632085 BEARING 322°
ARTHUR MILLER, DIRECTOR, GKN SANKEY LTD., TELFORD


7.52 PM "WATCHING THE BIRDIE"
JAMES EDGINGTON, EXECUTIVE DIRECTOR, WINDSOR LIFE ASSURANCE CO., TELFORD


9.45 PM "IRONBRIDGE, THE DAWN OF THE INDUSTRIAL REVOLUTION"
ANDREW DE LEWANDOWICZ, PERSONNEL MANAGER, PEUGEOT MANUFACTURING (UK), TELFORD

TOP INTERNATIONAL COMPANIES EXPOSE THEIR VIEWS OF BRITAIN

MAXELL EVER READY WESTINGHOUSE TATUNG HOECHST

FOR THE FULL PICTURE, TAKE THE M54 TELFORD MOTORWAY OR THE TRAIN FROM EUSTON. (YOU'LL FIND TELFORD 30 MILES WEST OF BIRMINGHAM.) ALTERNATIVELY, CONTACT CHRIS MACKRELL, COMMERCIAL DIRECTOR, TELFORD DEVELOPMENT CORPORATION, NEW TOWN HOUSE, TELFORD SQUARE, TOWN CENTRE, TELFORD, SHROPSHIRE TF3 4JS. TEL. 0952 293131.

DURING THE LAST FEW YEARS OVER 50 INTERNATIONAL COMPANIES HAVE MOVED THEIR SITES TO TELFORD

TELFORD
Shropshire
THE SUCCESS STORY CONTINUES

Women entrepreneurs

# The truth of an image is put to the test

**John Gapper** reports on two academic studies in the UK

Little is known about women entrepreneurs. We know that they now form 25 per cent of the self-employed in the UK, but the reasons they go into business remain obscure.

The image of a woman entrepreneur is of someone with a small business, probably in the service or arts and crafts sector, who employs a handful of people and juggles the demands of management with those of family life. The truth of that image is only now starting to be tested.

Two recent studies of women entrepreneurs have started to throw light on the image. One is of 60 entrepreneurs in London, Glasgow and Nottingham carried out at Stirling University; the other is of 100 entrepreneurs in Edinburgh done at Heriot-Watt University.

The more developed Stirling University work is damning reading for one group of men in particular: bank managers. The experience of many successful businesswomen at their hands was enough to make 40 per cent of the victims say they would use a women-only bank if there was one in their area.

The reasons for women starting up their own businesses varied widely according to their age and background. The Stirling study identified five types of women entrepreneurs: young achievers, drifters, high achievers, returners and traditionalists, each with their own set of motives.

Many of the "young achievers" had come from art colleges which had acted as incubators by teaching them business skills and giving them an expectation of owning their own arts and crafts business. They wanted to fulfil themselves and defined success in terms of personal integrity rather than profit.

The "drifters" were also young but had started businesses, often in catering, because they feared that they lacked the motivation and ambition to compete in established companies. Their businesses were often solely financed by their parents and were seen as a means of earning a modest living.

In the older age groups, the "high achievers" were women who started in business after a successful career as a manager or professional. They often wanted to own businesses because they felt their careers had been blocked or they found the confines of employment frustrating.

The "returners" were coming back to work after having children and often ran small businesses in traditional sectors. They often started part-time with women in similar circumstances and tended to be among the most committed to their business because they felt excluded from employment by motherhood.

Finally, the "traditionalists" were women from families where self-employment was taken as natural. One commented: "Even though my father is now employed, he runs a school. His mother started a school. My mother's family are all butchers, so the self-employment thing has always been around."

The Stirling study found that women were frustrated by the male prejudice they encountered within existing companies. One woman said: "Like a lot of women, I got so fed up with working for other people. You are doing all this work for them, preparing your boss for meetings; he comes out shining, and he's probably contributed very little."

But at Heriot-Watt it was found that such resentments ranked relatively low on a scale of one-to-five among reasons for starting businesses. Greater autonomy (4.3) and commitment to the product (3.5) ranked much higher than desire to combat either male dominance (1.87) or former discrimination (1.9).

It also found that most female businesses conformed to their image. Out of the 100 businesses, there were 27 producing clothes and accessories, 20 in arts and crafts, 13 in consultancy or secretarial, 11 in catering or travel and nine in knitwear. One woman customised motor-cycles.

Problems with raising finance from banks were found to be so widespread in the Stirling study that many of the businesses were under-capitalised. Some of the women responded by "depersonalisation" strategies, such as sending business plans in advance and turning up for interviews in sober suits.

According to the Stirling study, women had problems in the early stages of businesses because of a lack of previous experience and difficulties, such as insufficient confidence and assertiveness in following up bad debts, or being able to manage staff firmly.

One woman said: "For me, personally, how people get on in the office is fundamental because it affects me so badly if they don't. That is quite a big stress point for me." A third of owners said they preferred to employ women, often believing that women were more adaptable and worked harder.

Among the strategies which the Stirling study found were most effective for women starting up businesses was networking – developing groups of customers and suppliers who trusted them. One woman spoke of having to overcome the barrier that only men are assumed to be competent without having to prove it.

The Stirling researchers concluded that women tended to define business success in different terms from those of men. Many valued their business in terms of how well it met individual needs like fulfilment rather than in conventional terms of profitability and income gain.

One sobering tale is told of a woman who let her husband join her in her business only to find him taking over tasks like accounting and marketing and relegating her to the status of designer. "I am bitterly disappointed about the whole thing...it has been awful," she said.

*Female Entrepreneurs, by Sarah Carter and Tom Cannon, Scottish Enterprise Foundation, University of Stirling; Department of Employment Research Paper No. 65. Edinburgh Entrepreneuses, by Elke Heiss and Zander Wedderburn; Department of Business Organisation, Heriot-Watt University; unpublished research.*

Overseas trusts

# Act now to save on capital gains

**Richard Waters** on the pros and cons of anticipating a probable Budget measure

There is a very good chance that a favourite way for owners of smaller companies to avoid capital gains tax will be outlawed in this year's Budget.

Anyone taking action before March 14 is likely to be able to slip through the net in the nick of time. The issue needs careful study, though; the cost of taking action may actually outweigh the benefits for many companies.

The scheme in question involves the use of an overseas trust to delay or even eliminate capital gains tax. Assets transferred into such a trust can be held outside the UK tax system.

Gains on these assets are only taxed when they are actually paid into the UK. Until that date, they effectively remain in limbo.

There is a further potential benefit: since the gains are not taxed if they are not paid into the UK, this arrangement particularly suits people planning to retire abroad. The money is left off-shore until it is needed, and no tax is paid at all.

Last summer the Treasury said it was unhappy about the way these trusts are used to avoid UK tax. Smart money is now on a change in this year's Budget to reduce the tax advantages.

This type of arrangement particularly suits growing companies. Their owners tend to be among the highest payers of capital gains tax in the UK, and are therefore the people who stand to gain the most from careful tax planning – particularly now that CGT rates have been brought into line with income tax rates (40 per cent for a top-rate taxpayer).

Shifting shares into an overseas trust does not suit companies which are likely to be sold in the near future. Any gain on the shares "crystallises" and the tax falls due as soon as they are transferred into the trust. This means that the only tax avoided is that due on the gains between the date of the transfer and the date of the sale – likely to be a small proportion of the total.

The scheme is better suited to owners planning to sell their companies in the medium or long term. The gains that build up in the meantime and which fall outside the UK tax net are then likely to be more significant.

However, there are a number of disadvantages with this arrangement which need to be borne in mind.

For a start, there is the cost of setting up and running the trust. It must have at least two trustees who are resident outside the UK, and there will be annual administration charges. The cost is put at about £5,000.

There are few ways of reducing this cost, unless you happen to have relatives living abroad who are willing and capable of taking on the job of becoming trustees. Short of this, the trustees will be professionals or trust companies, whose efforts do not come cheap.

## Potential

The £5,000 may seem small when set against the potential tax savings. However, it may be a considerable burden for a company trying to grow in its early years.

A second cost comes from the need to put a value on the shares when they are transferred into the trust. The lower the value, the less the taxable gain on the transfer, so it is well worth retaining heavyweight professional advisers to agree the value of the shares with the Revenue.

The third and possibly heaviest burden is the need to pay tax on any gains when the shares are transferred. The tax has to be paid even if the shares themselves are not sold for many years. This may leave the taxpayer with the problem of financing a hefty tax bill.

Despite these disadvantages, the use of overseas trusts remains an important tax planning opportunity. As Peter Wyman, a partner at accountants Deloitte Haskins & Sells, says: "In the right circumstances it can work very well. But you have to know when to do it."

# In brief...

■ **Small engineering companies in the West Midlands will be given practical advice on how to plan their futures under a two-year management development programme which is being launched this month. Managing directors will be helped to think beyond the day-to-day running of their companies.**

**The programme starts with a consultants' review of the company's problems, followed by a management development course of two hours a week over 14 weeks to improve performance in areas such as quality assurance and computer-based information systems.**

**At the end of this part of the programme a counsellor will work alongside the managing director for 12 months to help implement the lessons.**

**The programme has the backing of Sandwell College of Further Education, March Consulting Group and Sandwell Metropolitan Borough Council.**

*Contact March Consulting, 33 King Street, Manchester M2 6AA. Tel 061-834 9720.*

■ **Britain's small businesses are starting to feel the squeeze after several months of sharply rising interest rates, according to the latest Quarterly Survey of Small Business.***

**The survey, conducted before the most recent rise in base rate to 13 per cent, showed that 26 per cent of the 950 small firms polled mentioned finance as their major concern compared with just 18 per cent in the previous quarter.**

**Second in the small firms' league of problems was a lack of skilled labour which affected 17 per cent of respondents compared with 18 per cent in the previous quarter, when skills shortages just topped finance as the main concern.**

**Published by the Small Business Research Trust, Francis House, Francis Street, London SW1P 1DE. Tel 01-828 5327. Price £15 per copy or £45 a year.*

■ **Answering machines and facsimile transmission (fax) machines are the most popular telecommunications products used by small companies, according to another poll carried out by the Quarterly Survey of Small Business.***

**One third of the 950 businesses polled used these two pieces of equipment while a further 14 per cent intended to instal a fax and a further 8 per cent an answering machine within the next 12 months.**

**Mobile telephones were used by 22 per cent of businesses with a further 8 per cent planning to acquire them within 12 months. Telex was used by 13 per cent of businesses, pagers by 11 per cent, on-line data bases by 5 per cent and electronic mail by 3 per cent.**

**The use of most telecommunications products rises with the size of firm. Eighteen per cent of companies with fewer than six employees had fax, for example, rising to 65 per cent of companies with 25 employees or more.**

**Manufacturing firms made more use of fax (60 per cent) than other sectors while mobile telephones were heavily used in the construction industry (41 per cent).**

**see above.*

■ **National Westminster Growth Options, the only programme run by a major clearing bank to provide venture capital-style funding to growing businesses, has made its first direct equity investment.**

**Growth Options has taken a 30 per cent stake in Duffields, a Salisbury, Wiltshire-based company which claims to be Europe's largest all-terrain vehicle dealer and equipment manufacturer. The 25-year-old company had previously financed growth from retained earnings but found this inadequate to meet strong demand.**

**The bank has invested "several hundred thousand pounds" in ordinary and redeemable preference shares as well as providing loan finance. Growth Options had previously restricted itself to providing loans carrying options to take equity holdings of up to 30 per cent.**

**The major banks have venture capital subsidiaries but these all operate independently of the main bank. Several of the banks have been looking at the possibility of providing equity finance to rapidly growing small companies as part of their mainstream banking operations.**

*Contact: John Jeffries, manager NatWest Growth Options. Tel 01-239 8599.*

CAN YOU BUILD A BUSINESS?

ARE YOU?
☐ Seeking Venture or Development Capital
☐ Thinking of a Management Buy-Out
☐ Planning an Acquisition
☐ Looking for an Independent Shareholder
☐ Considering Going Public

WE HAVE
✓ Capital
✓ Imagination
✓ 12 years experience of backing Growth Companies

CONTACT:

*Tony Mullins*
Development Capital Corporation Limited
103 Mount Street
London W1Y 5HE
Telephone (01) 491 0767
Member of TSA

*Peter Featherman*
DCC Corporate Finance Limited
103 Mount Street
London W1Y 5HE
Telephone (01) 491 0767
Member of TSA and ISE

DCC

VENTURE CAPITAL
Finance for expansion, new ventures, and MBOs, from an industrial investor is a rarity in the U.K.
We invest for capital gain and offer a unique pragmatic approach.
See if wee can help you
Johnston Development Capital Limited
Johnston House, Hatchlands Road, Redhill, Surrey RH1 1BG
Telephone: (0737) 242466 Telex: 27641 Fax: (0737) 221082 A Finbra Member

HUMAN RESOURCES
Quoted company seeks experienced, profit orientated manager/management team to spearhead its involvement in Executive Search, Recruitment, Outplacement and related personnel services. The acquisition of a controlling interest in a small company, with first rate management, in the Human resources sector would be considered. Principals reply with detailed background information.
Write Box F8656, Financial Times, 10 Cannon Street, London EC4P 4BY

IMPORTERS/DISTRIBUTORS/ MANUFACTURERS
International quality products competitively sourced in Far East for large volume users of industrial goods, building materials, ceramics etc.
*Advanced Project Technology Ltd, 11 Winchester Place, North Street, Poole, Dorset BH15 1NX. Tel: (0202) 679999 Fax: (0202) 674280 Tlx: 41199*

BRIDGING LOANS
SHORT-TERM CAPITAL
Very fast short-term finance (3-9 months) for property owners. Domestic or business. No Brokers fees.
CASLEY FINANCE LTD.,
9 Artillery Lane, London E1 7LP.
Tel: 01-377 8484

Is your turnover at least £500,000 per annum?
Is your company's growth restricted by lack of working capital? Could you use a Stock Finance facility to help with your seasonal or opportunity purchases? Would it make life easier to work with Letters of Credit without limiting your bank facilities for long periods of time?
If the answer to any of these questions is YES then telephone us now on 061-832-8484 or write to BURNS-ANDERSON TRADE FINANCE LIMITED, 8 St John Street, Manchester M3 4DU for further details.

INTERNATIONAL COMPANY SERVICES LTD
Incorporate and manage companies in: UK, Isle of Man, Gibraltar, Turks, Anguilla, Channel Islands, Panama, Liberia, Hong Kong etc., and provide full domiciliary and nominee services.
Brochures and details of fees from:
Sovereign House, Station Road, St. Johns, Isle of Man.
Tel: (0624) 71881 Fax: (0624) 71809
Telex: 628654 ICSIOM
*London Representative:*
International Company Services (UK) Ltd., Standbrook House, 2-5 Old Bond Street, London W1.
Tel: 01-493 4244 Fax: 01-491 0885
Telex: 28247 ICSLDN

FREEHOLD PROPERTIES WANTED
OFFICE BUILDINGS AND RETAIL OUTLETS VACANT OR OCCUPIED
Immediate cash available to purchase properties outright.
Also leaseback or management buy outs arranged on favourable terms.
SYMAL Corporation Limited
Tel: 01 224 9002
Fax: 01 706 4689

HARD TO BORROW?
No Credit Check Guarantees Provided
We do not make loans
Minimum $100,000
5-20 years
*The Funding Assistance Corp.*
*U.S.A. (212) 755-9400*
*Fax (212) 755-7339*

BUYING OR SELLING A BUSINESS Need working capital ? 01 748 9020 Gerboll Bentley Ltd.

TYRES TYRES TYRES
One of Europe's largest stockholders of tyres and tubes for the African markets
Stocks in excess of £1½ Million.
We also buy excess stocks of tyres.
United Tyre Co. Ltd.
75 Queens Road, Clifton
Bristol BS8 1QP UK
Telephone 0272-299291
Telefax 0272-214650
Telex 449607 UNITIR G

WANTED
Principle purchasers for 155 gms. canned herring in tomato sauce produced on ultra modern plant in low cost country. Suitable for all international markets.
Please contact:
Intra-World Finance (UK) Limited, 17 Berkeley Street, London W1X 5AE.
Tel: 01 409 0522.

A New Irish Sales and Distribution Company
Are seeking additional Snackfood/ Confectionary Products to sell in fast growing snackfood market. Please send brochures and price lists to:
Box F8663, Financial Times, 10 Cannon Street, London EC4P 4BY

Manufacturing/Marketing Partners sought
by fast expanding businesses with innovative products.
For details of opportunities: VCR, Boston Road, Henley, Oxon RG9 1DY Tel. (0491) 579999 Fimbra

FRANCE (Sth)
For Sale £100k proposed devel. of 14 flats/Ggs. Tourist area, seaviews. Ideal retirement/lettings. Superb investment could be completed Sept. Approx 30% G. P. Principles only.
Write Box F8666, Financial Times, 10 Cannon Street, London EC4P 4BY

Chartered Accountant/ Management Consultant
Specialising in computer systems and turnaround situations - anything considered. Up to £200K available if needed.
Please send brief details in strictest confidence to Box F8664, Financial Times, 10 Cannon Street, London EC4P 4BY

PARTNER
read to establish a DATA COMMUNICATIONS CABLING COMPANY
Must have computer sales and marketing experience.
High potential.
Write Box F8667, Financial Times, 10 Cannon Street, London EC4P 4BY

Sales Insurance Broker seeks contact with UK - based life insurance company or broker. Personal contacts in London possible. Chiffre 44-151 818, Publicitas, P.O. Box, CH-8021, Zurich.

WANTED SALES REPRESENTATIVES
Our Tech. is looking for sales reps/agents to market PS/2 model 30 and VGA chip set.
*Contact: Cosmo D'Aquila, Oak Techology Inc., Sunnyvale, Calif. 94086. Fax. 408-737-3838 Office Tel. 408-737-3838, Tel. 408-737-0888 USA*

FINANCE YOUR STOCK
We offer a unique stock finance facility to manufacturers and merchants and are seeking to expand our client base.
*If you require stock finance please apply in writing to:*
Churchill Merchanting Limited, 136 Buckingham Palace Road, LONDON SW1W 9SA
Telephone: 01-730 8428

CAPITAL REQUIRED
Of Up To £200,000,
by expanding Engineering firm in the Thermoforming Industry.
Write Box F8669, Financial Times, 10 Cannon Street, London EC4P 4BY

MORTGAGES
On Commercial & Industrial Properties at prime rates 5/10 years. Interest only. Minimum loan £250,000.
Apply to:
HIRSCH
Europe's leading Finance Consultants
HIRSCH INT (Financial Services) LTD
15 Berkeley Street, W1
Tel: 01-629 9051 Fax 409-0419

LAND SPECULATION
Professionally managed joint venture deals in land available for private investors with a minimum of £50,000 investment capital.
Persons interested please contact Mr Bill Batchelor
Tel No. 0635 253571

PRODUCT FOR SALE
Lightweight handling aid for boating caravaning & commercial use.
Asking price £18,500 which include stock, piece parts, sub assys and drawings.
Phone Allan Block 0582 740293

Capital to provide funds for UK and overseas expansion sought by manufacturer of unique household products. U.S.A. Licence available.
*Write Box F8662, Financial Times, 10 Cannon Street, London EC4P 4BY*

MANAGEMENT & MONEY for EQUITY
Experienced director has funding to £200K for investment in manufacturing company requiring management contribution.
Write in confidence to Box F8659, Financial Times, 10 Cannon Street, London EC4P 4BY

TEXAS COASTAL PETROLEUM
Are you looking for an exciting investment which could produce a substantial long term regular income?.
■ TEXAS COASTAL PETROLEUM is an established Dallas-based company with an unrivalled reputation for drilling commercially productive oil and natural gas well. Using a combination of specially developed magnetic, seismic and satellite imaging search technique, Texas Coastal Petroleum can pinpoint hydrocarbon deposits with considerable accuracy. During 1988, Texas Coastal Petroleum operated 3 drilling partnerships (5 wells) in SE Texas all of which were successful in locating oil and gas in commercially productive quantities.
■ SOUTHWEST SUNSET MILLER PROSPECT
This Partnership is now being formed to drill 2 deep gas wells in SW Louisiana. Realistic R.O.I. projections show that a $10,000 General Partnership Unit could produce a 10 to 1 return with payback in 15 months.
For further details ring 0784 34377 - or write to
Texas Coastal Petroleum, Runnymede Malthouse, Runnymede Road, Egham, Surrey, TW20 9BO
Oil and gas exploration is a high risk venture. Investment is only recommended to person who are willing and financially able to absorb the loss of the investment.
Texas Coast Petroleum is the trading name of Texas Coastal Security Inc. which is authorised by The Securities Association.

WANTED
PLANT & MACHINERY
Our client and Associate Company will embark on the establishment of an Industrial Village in Africa soon.
The Industrial Village shall comprise of small scale industries in:
a. Pharmaceuticals
b. Food processing
c. Purified water bottling
d. Plastic bottles production
If you wish to dispose of any of these lines, please contact The Impex Manager.
Associate Procurers Limited
374 Euston Road, London NW1 3BL
Telephone: 01 387 3439 or 01 387 3459
Telefax: 01 388 0976

100%
PROPERTY FINANCE AVAILABLE
We have completed arrangements with a major Merchant Bank to provide 100% Financing for quality Property proposals
Corporate Finance Facilities are also available for Flotation, Acquisition or Capitalisation purposes
MINIMUM: £1,000,000
*Principals only should write to:*
CORPORATE FINANCE CONSULTANTS LTD
77 Moscow Road, London W2 7EL, or
Telephone: 01-727 6474 Telex: 8953620 Fax: 01-221 1196

ATTENTION MORTGAGE BROKERS
as principals
COMMERCIAL ACCEPTANCE LTD
offer
1. Non-status bridging loan facilities to Brokers
2. Same day decision
3. Commissions paid with the advance
4. All enquiries over £25K welcome
COMMERCIAL ACCEPTANCES LTD
23b Grove End Road, London NW8 9SP
Tel: 01-289 3328 Telex: 21858 Fax: 01-286 9280

I am looking for persons, who cooperated with
FIRST GIBRALTAR FINANCIAL CONSULTANTS
and suggest they get in contact.
Box, F8665, Financial Times, 10 Cannon Street, London EC4P 4BY

## BUSINESS OPPORTUNITIES

READERS ARE RECOMMENDED TO SEEK APPROPRIATE PROFESSIONAL ADVICE BEFORE ENTERING INTO COMMITMENTS

### Young, Go-ahead, Limited Company

Defence/Commercial Electronics/Software, T.O. £3m, good profitability, seeking like-minded company of similar size or smaller for merger/acquisition.
Preferably Midlands/S.W.

*Write Box F9658, Financial Times, 10 Cannon Street, London EC4P 4BY*

### RESIDENTIAL CENTRES REQUIRED FOR 4-12 WEEKS ANNUALLY

Rank Education Services Ltd is a major UK schools operator and in order to meet expansion plans seeks capacity from 1990 in U.K. residential centre/s.

Main requirements are:

- availability of at least 4 weeks during April-June period each year
- at least 200 beds
- catering facilities
- interesting local environment
- sports/games area

Please reply to: G.L.K. Stone, General Manager, Rank Education Services Ltd., Castle Mill, Lower Kings Road, Berkhamsted, Herts. HP4 2AP

### FOR SALE - KENT

Large house with planning permission for use as a residential home for the elderly. Close to major hospital and all amenities. Scope for expansion.

Write Box F8661, Financial Times, 10 Cannon Street, London EC4P 4BY

### WANTED NEW PRODUCT

Very experienced English businessman (based France) with excellent selling connections in many different fields in all European countries seeks representation on commission basis for a new, exciting product with good European sales potential.
Please send full details to:

Box F8651, Financial Times, 10 Cannon Street, London EC4P 4BY

## BUSINESSES WANTED

### BIMEC INDUSTRIES PLC

Seeks

BUSINESSES TO ACQUIRE

in the

ENVIRONMENTAL, ENGINEERING AND BUILDING SECTORS We are seeking to acquire further companies in these sectors and are particularly interested in owner managed businesses. This is an excellent opportunity to become part of a progressive group providing:

i Committed growth policy.
ii Additional capital for expansion.
iii Individual Company identity and management style whilst working under a central financial umbrella.
iv Membership of the Bimec "Family of Businesses" where entrepreneurial flair is encouraged.

This is of particular interest to owner managers in their 50's seeking to exchange their shares in a private company for shares in a public company which if held until age 60 will provide certain tax advantages.

Acquisitions will also be made for cash and/or shares from an individual owner or a large plc seeking to divest businesses which are incompatible with its corporate plans.

Replies will be treated in confidence. Please write or telephone:

The Chairman,
Bimec Industries plc
43 Elmdon Trading Estate
Birmingham B37 7HE
Tel: 021 781 0033

### SERVICE INDUSTRY - EUROPE

A broad based plc within the UK Service Industry seeks introductions to potential acquisitions in Europe.

Both principals and agents are invited to respond. Companies should be profitable and have minimum turnover of £1m.

**Write Box H4414, Financial Times, 10 Cannon Street, London EC4P 4BY**

### WANTED : ESTABLISHED PRIVATE COMPANIES

Must have freehold property backing preferably with turnover of £5M + and poor profits performance. Might suit family wishing to dispose.

**Please write in confidence to the Chairman, RK Industries, 40 Catherine Place, London SW1E 6HL**

### U.K. QUOTED PLC

Hotel/Restaurant/Garden Centre/Leisure Business

Wishes to buy private company with £250,000 pbt + in any of above businesses. Key management to continue. Business should be within 150 miles of London and must have good track record and audited, unqualified accounts for last five years. Genuine enquiries only please supplying necessary information.

**Write Box H4412, Financial Times, 10 Cannon Street, London EC4P 4BY**

### PRIVATE GROUP SEEKS ACQUISITION/MERGER

Long established highly reputable & profitable Company based near London with considerable expertise in MEDICAL and ELECTRICAL instrumentation selling worldwide seeks acquisition to broaden the product base. Mergers/joint ventures considered.

**Write Box H4390, Financial Times, 10 Cannon Street, London EC4P 4BY**

### AQUISITIVE PLC

Wishes to acquire high quality printing businesses with 4 colour capability.

Write Box F8635, Financial Times, 10 Cannon Street, London EC4P 4BY

### TIMBER MERCHANTS WANTED

Progressive quoted public company wishes to acquire UK Timber Merchants. Opportunity would particularly suit a company requiring capital to fund growth.

All replies will be treated in the strictes confidence.

**Write Box H4415, Financial Times, 10 Cannon Street, London EC4P 4BY**

## BUSINESSES FOR SALE

### BUSINESS FOR SALE

EQUITICORP FINANCIAL SERVICES LIMITED
(IN PROVISIONAL LIQUIDATION) (RECEIVER AND MANAGER APPOINTED)

The Receiver and Manager will be offering for sale by tender the business and undertakings of the abovementioned company.

The company is a finance company within the Equiticorp group and its principal assets consist of loans and leases given in Australia and New Zealand as follows:

| | Approximate Book Value (31.12.88) A$million |
|---|---|
| Amortising Loans/Leasing (Australia) | 19 |
| Interest Only Loans (Australia) — Fixed | 4 |
| — Variable | 36 |
| Corporate Loans (New Zealand) | 27 |
| Group Loans and Investments | 18 |
| Sundry | 6 |
| | 110 |

The above figures are taken from the records of the company. The Receiver and Manager does not in any way warrant their accuracy.

Expressions of interest are invited. The business may be sold in whole or in part.

Interested parties should contact Mr Martin Brown or Mr Graham Fryer on (Australia) (02) 285 7809 for further information.

1042N

Coopers & Lybrand | Chartered Accountants

### PRIME FREEHOLD PROPERTY

for sale located in the Dublin area.

The property is associated with the tourist industry with a profit of approximately £350,000 per annum.

Replies to:
**Arthur Cox & Co., 42 St. Stephens Green, Dublin 2. Ireland.**

### Modern Sock Factory For Sale

Computerised Knitting Machines Ladies and Gents –Existing T/O 6,000 doz pairs per week–supplies major UK retail outlets–export potential–stable workforce–leased factory in Midlands. Principals only.

CA
Corporate Advisers (Northern) Ltd
147 Sunbridge Road Bradford BD1 2NU
Tel: 0274 307043

### FOR SALE IN KENT LONG-LEASEHOLD INVESTMENT PREMISES

1 million cubic feet cold store, completed 1985
150-year lease, with benefit of 25 year underlease, current rent £300,000 exclusive, first review 25 March 1990 offers invited in the region of £4 million

*for further details contact:*

**Richard M. Selsby B.A., Messrs. Fladgate Fielder**
**Heron Place, 3, George Street, London W1H 6AD**
**Telephone: 01-486-9231 Fax: 01-935-7358**

By order of the liquidator Brian Mills, F.I.C.M, F.I.P.A. of Booth, White & Co., re; Davian Motor Marine Ltd. T/A Cleopatra Cruisers (in liquidation).
For sale by tender as a whole lot the contents of Unit 10, Essex Marina, Wallasea Island, Essex.
**ITEMS TO INCLUDE;**
Caravelle 38ft. grp cruiser (part-finished) to complete needs all interior work plus engines. To hand needed to be fitted props, shafts, rudders and fuel tank. Streaker 32ft. grp sports cruiser (part-finished) to complete needs all interior work plus engines, props, shafts and rudders. To hand needed to be *fitted fuel tank. 2 streaker speed boats 15/17ft. Shells* only. 32ft. trailer unit. 7 trolleys re; 32/38/46ft. 3 gantrys re; 46ft. Quantity marine ply. Limited chandlery and plant. Powrmatic oil fired heating unit. Portable office partioning. The mould tools for 46ft. camargue, 38ft. caravelle, 34ft. cabriolet plus specifications and name "Cleopatra Cruisers".
**FOR SALE BY PRIVATE TREATY.** The mould tools for streaker 32ft. grp sports cruiser, streaker 15 and 17 ski boats (new January 1988). Offers in excess of £21,000.
**VIEWING;** Friday 10th February, 1989 between 10.00 am and 4.30 pm. at unit 10, Essex Marina, Wallasea Island, Essex when tender forms will be available.
**ENQUIRIES;** Contact Graham Kirschner, Southend on Sea auction rooms, 9 Capel Terrace off Nelson Street, Southend on Sea, Essex SS1 1EF. Tel (0702 - 338171)

### DRAXTECH LIMITED
### DRAXMARK LIMITED

The Joint Administrative Receivers offer for sale as a going concern the business and assets of the above companies.

Principal features include:

**Draxtech**
- Design and manufacture of membrane switches, facias and overlays
- Turnover approximately £2.1 million p.a.

**Draxmark**
- Design and manufacture of printed point of sale material and signs
- Turnover approximately £600,000 p.a.

The Group occupies modern leasehold premises at Burgess Hill, West Sussex and employs 95 people

For further information, please contact the Joint Administrative Receivers:
P.J. Beirne or S.S. James

KPMG Peat Marwick McLintock
Queen Square House, Queen Square, Brighton BN1 3FD
Telephone: 0273 820042, Fax: 0273 23723
(Authorised by the Institute of Chartered Accountants in England & Wales to carry on investment business.)

### Breathing Apparatus Manufacturer

An exciting opportunity to acquire a business manufacturing *a unique combination of helmet, breathing apparatus and* communications system for use in hazardous environments, firefighting and damage control.

- Unique range of products newly developed for use in areas where there may be physical dangers as well as obnoxious and lethal gases in the atmosphere.
- Customers include major national and international companies, governments and the military.
- Leasehold premises in Scunthorpe, South Humberside.

For further information contact the Joint Administrative Receivers, David James Waterhouse or Nigel John Vooght at Cork Gully.
Albion Court,
5 Albion Place,
Leeds, LS1 6JP.
Telephone: (0532) 457332.
Fax: (0532) 424009.

C&L Cork Gully

Cork Gully is authorised by the Institute of Chartered Accountants in England and Wales to carry on investment business.

### PRE-CAST CONCRETE PRODUCTS MANUFACTURER

The assets and trade of C.P.I. Limited of Caerleon (Gwent) are offered for sale as a going concern with a potential annual turnover in excess of £1m. The Company manufactures a wide range of pre-cast concrete products for industrial and domestic consumers.

Principal features comprise:
- Sole manufacturing rights for a flexible revetment system
- Leasehold premises of approximately 5 acres located close to the M4
- Specialist workforce of approximately 6
- Strong existing customer base

Interested parties should contact the Joint Administrative Receivers:
Barry Mitchell or Barry Jones

KPMG Peat Marwick McLintock
Marlborough House, Fitzalan Court, Fitzalan Road, Cardiff CF2 1TE.
Telephone: (0222) 462463 Fax: (0222) 481605
(Authorised by the Institute of Chartered Accountants in England & Wales to carry on investment business.)

### DRY CLEANING SHOP

The business and assets of Multiclean Enterprises Limited (t/a Euroclean), a dry cleaning shop, are offered for sale.

The principal features include:
- Annual turnover £40,000
- Prime High Street position in London W6
- Double-fronted modern leasehold premises, 19 years

For further information please contact:
J.A.G. Alexander, the Liquidator

KPMG Peat Marwick McLintock
1 Puddle Dock, Blackfriars, London EC4V 3PD
Telephone: 01-236 8000 Telex: 8811541
(Authorised by the Institute of Chartered Accountants in England & Wales to carry on investment business.)

### Business for Sale
### Nail Manufacturer – Glenrothes, Fife
### Cal-Fast (International) Limited

(IN RECEIVERSHIP)

The business and assets of this manufacturer of industrial fasteners, mainly machine nails, both loose and collated, for use in pneumatic nail-guns and in the construction industry generally are for sale by its receivers.

- Annual turnover of £1.6 million.
- Manufacturing facility comprising nail machines, nail collating machines and cleaning plant.
- Full order book.
- Committed workforce of 43.
- *Operating from modern leasehold premises.*

For further details contact: ARD Jamieson or GI Bennet at: Price Waterhouse, 28 Drumsheugh Gardens, Edinburgh EH3 7RN. Tel: 031-225 4242. Telex: 727434. Fax: 031-225 5352. Cal-Fast (International) Ltd. Tel: (0592) 771818.

*Price Waterhouse*

### US COMPANIES FOR SALE

1. Texas golf sports resort centre in 700 acre of prime property
2. International/domestic freight forwarding company TO $40.0M.
3. Manufacturer of avionics/communications equipment TO $8.623M.
4. Manufacturer of airborne optics and system integration and special airborne test systems TO $8.0M.
5. Manufacturer of electrical switchgear, DC power substations and enclosures/control systems TO $14.6M.
6. Manufacturers of liquid, cream, aerosol products for automotive, pharmaceutical/drug industries.

Contact Colechurch (UK) Ltd, 2 London Wall Buildings, *London Wall, London EC2M 5PP. Tel: (01) 628 4200. Tlx:* 888545 Fax: (01) 588 2718.

### FREIGHT FORWARDING ORGANISATION

We are an established international freight forwarding and transport organisation with a forecast turnover for 1989 of £5 million and gross profit of £510,000 before group overheads. We are looking to either merge or sell. Specialist areas of operation are outside near Europe.
Principals only.

*Write Box H4406, Financial Times, 10 Cannon Street, London EC4P 4BY*

### Business for Sale
### Matrix Colour Limited

(IN RECEIVERSHIP)

*Offset and litho platemaking equipment. Principal items are:*

- Agfa Gevaert RPS 2024 camera.
- Theimer Montakop Vacuum print down (2).
- Theimer type 3161 vacuum table-top print down (2).
- Quantity of light box tables.

Enquiries to the joint receiver and manager, DM Ghosh FCA, Price Waterhouse, 10 Bricket Road, St Albans AL1 3JX. Tel: (0727) 44155. Fax: (0727) 45039.

*Price Waterhouse*

### Advertising Agency

Central Southern England

Full service, Media recognised, currently showing strong growth and profitability. Impressive list of national and regional clients. Working Directors prepared to continue in office if required.

For further information contact: Mr Stephen Bennett, Corporate Finance Department, Deloitte Haskins & Sells, PO Box 198, Hillgate House, 26 Old Bailey, London EC4M 7PL.

Deloitte Haskins+Sells

### PRECISION ENGINEERS ELECTRONICS INDUSTRY

A Leading European Specialist High Precision Engineering Company.
Excellent Blue Chip Customer Base Mainly To The Electronics Industry.
Well Placed For The 1992 European Concept.
Modern Premises And Machinery With Room For Expansion.
Good Management Team. Turnover £2 Million.
Profits Pre-Tax £500K.
Location. Southern England, Conveniently Accessable To Motorways And Europe.

**Principals only please in writing to Box H4395, Financial Times, 10 Cannon Street, London EC4P 4BY**

### HIGH QUALITY MANUFACTURING COMPANY

This is a profitable contract machining company with long-term customer agreements and operating in a buoyant market. Located near Glasgow in a modern factory with excellent CNC plant and space to expand. Fully developed quality systems with BS5750 and aerospace certification. Turnover likely to exceed £2 million in 1989 on free-issue materials. Asset value circa £1 million.

Available for partial or full acquisition.

Write to Box H4397, Financial Times, 10 Cannon Street, London EC4P 4BY

### MAJOR ENGINEERING BUSINESS

with extensive product range based in North West England
TURNOVER IN EXCESS OF £5,000,000 p.a.
with good growth prospect
Metal Perforation and Forming
Diverse Customer base including building supplies
Good order book
Leases may be negotiated or may sell Freehold

Enquiries to Ref: MBP
Phoenix House
1-2 Newhall Street
Birmingham B3 3NH

HENRY BUTCHER

### ESTABLISHED ENGINEERING BUSINESS

FOR SALE

Specialising in the design and manufacture of safety systems for the

**Marine Industry**

Apply to:- Gane Jackson Scott
62 Doughty Street
London, WC1N 2LQ

Ref: PCN

### Glass and Plastic Lens Manufacturers

**Business and assets of Anthony Newbold Ltd for sale as a going concern:–**

- Manufactures glass and plastic lenses including plastic bi-focals
- 7,000 sq. ft. leasehold factory at Bishops Stortford Herts
- 20 employees
- Turnover £700,000

**For further details please contact the joint administrative receivers:**

Nigel Montgomery or Neil Cooper

ROBSON RHODES

Chartered Accountants

186 City Road, London EC1V 2NU
Telephone: 01-251 1644 Telex: 885734 Fax: 01-253 4629
Authorised by the Institute of Chartered Accountants in England and Wales to carry on investment business

### DIVERCO

Sell Companies Nationwide

**SELLERS and BUYERS**

*Contact in confidence:*
DIVERCO LTD.
4 Bank Street,
Worcester WR1 2EW.
Tel: 0905 22303

## BUSINESSES FOR SALE

**CHRISTIE & Co**

**A Substantial Development Site**
**Period Residence in an Exclusive Area of Surrey**

Set in approximately 1.6 acres of land, with consent for change of use to a Nursing Home. Within the site area is included a four bedroomed detached house, in addition to the existing property. Excellent development opportunity to create a substantial Nursing Home in a highly desirable area.

**Offers in the region of £1,200,000, Fhld.** Ref: 5/1056/FT.

50 Victoria Street, London SW1H 0NW.
01-799 2121

---

Vehicle Radiator and parts business, established over 30 years. Purchase price to include freehold industrial premises. Main road N W London. near M1. 6000 sq. ft with 50 ft frontage. Offers invited in excess of £450,000.

Apply 01-952 7352

---

**Civil Engineering Contractors**

Highway Maintenance and Reconstruction. Pedestrianisation. Surface Preparation. Industrial Maintenance. Seven Figure Turnover. Profitable. Wide Customer Base. Strong Management. Good Growth Prospects. Freehold Site. North West.

*Write Box H4391, Financial Times, 10 Cannon Street, London EC4P 4BY*

---

**Engineering for the Plastics Industry FOR SALE**

Well established company having sole distribution in the United Kingdom for specialist engineering overseas companies.
Order intake approaching £1 million pa but considerable expansion possible from this profitable business.
Principals only.

Write Box H4403, Financial Times, 10 Cannon Street, London EC4P 4BY

---

Company Director who has recently sold his business and wishes to reinvest by purchasing a chemical manufacturing (or similar) business. Preferably in N.W. England. T/O up to £10m. Replies in strict confidence.

Write Box H4413, Financial Times, 10 Cannon Street, London EC4P 4BY

---

**FOR SALE AUTOMOTIVE COMPONENTS BUSINESS**

Unique niche market. Currently supplying many well known manufacturers and distributors. Good order book and excellent opportunities for expansion in UK and overseas. Management will remain. Profitable and easily run.

Please write Box H4393, Financial Times, 10 Cannon Street, London EC4P 4BY

---

**FINANCIAL SERVICES**

A highly respected West Midlands firm of Independent Financial Advisers.
In full compliance of FIMBRA categories. A1, B3 + C1
5 registered FIMBRA members.
Turnover £200,000. Substantial freehold premises including "retail".

Write Box H4402, Financial Times, 10 Cannon Street, London EC4P 4BY

---

**FOR SALE**

Travel agency specialising in consolidation. Based in West London with long lease and excellent premises. T/O £1.5m Offers around £130,000. Principals only Reply to

Box Number H4403, Financial Times, 10 Cannon Street, London EC4P 4BY.

---

**HEALTHCARE COMPANY**

Proven electro-therapy healing system. Worldwide sales to veterinary market. Patented system for human use needs further development. Good growth potential.

Write Box H4398, Financial Times, 10 Cannon Street, London EC4P 4BY

---

**BUSINESS IN FLEXIBLE PACKAGING FOR SALE**

- UK Company with revolutionary American technology
- 11 newly issued European patents
- No technical expertise required for success, only marketing and sales efforts.

Tel: (0732) 884101
Fax: (0732) 885903

---

**Business Centre/ Serviced Offices FOR SALE**

Established 4 years.
Profitable. Located in Thames Valley. Leasehold.

Write Box H4400, Financial Times, 10 Cannon Street, London EC4P 4BY

---

**BUSINESS FOR SALE**

Fashion accessories manufacturing division of Northern base group. T.O. £500k+. Net profit £60k. Principals only.

Write Box H4418, Financial Times, 10 Cannon Street, London EC4P 4BY

---

**WANT TO RUN YOUR OWN TRAVEL AGENCY?**

Small profitable ABTA outlet in Surrey available. Outright purchase £50,000. Would also consider MGT profit sharpe. Principals only

Reply to Box Number H4404, Financial Times, 10 Cannon Street, London EC4P 4BY.

---

**RETIREMENT SALE**

Very profitable company. Blue chip clients. Freehold industrial property one acre Thames Valley. Leisure industry using timber and steelwork. Enormous growth potential: £1.8m.

Reply to Box H4396, Financial Times, 10 Cannon, London EC4P 4BY

---

**TUTORIAL COLLEGE**

Well established College in freehold property in good location in Cambridge. Successful business enjoying good reputation. Easily run. Low overheads. Offers around £250,000.
For further details :

Write Box H4365, Financial Times, 10 Cannon Street, London EC4P 4BY

---

**Engineering Company**

Repair, Servicing, Maintenance of Mechanical Equipment. Spare Parts Fabrication. Welding Services with Mobile Facility. Specialist Machines Made to Customer Requirements. Sound Customer Base. Profitable Sales Over £400k. Located South West.

Box No. H4394, Financial Times, 10 Cannon Street, London EC4P 4BY

---

**FOR SALE - FINANCE COMPANY**

Subsidiary of Quoted City Group.
Good quality leasing and hire purchase book of some £6m. with back to back funding.
Interested principals should apply for further information to Box H4386, Financial Times, 10 Cannon Street, London EC4P 4BY

---

**FOR SALE**

RENTAL AND VEHICLE HIRE COMPANY - TURNOVER £250,000 AVAILABLE FOR SALE TO PROGRESSIVE GROUP.

Tel: 493 5716

---

**OPPORTUNITY**

To start or increase European Haulage Company
For Sale:
4 Iveco 190 38 Units
4 12 M Box Trailers
3 12M Supercube Tilt Tri Axle Trailers
4 EEC Permit Books transfer via I.R.F.O.

Contact 01-681 3044

---

Privately owned company specializing in the installation and maintenance of metal window frames, with offices situated in London and Greater Manchester is looking for outright sale.

Write Box H4401, Financial Times, 10 Cannon Street, London EC4P 4BY

---

**ESTATE AGENTS**

Small one office estate agency for sale in SW1.

Tel: 01-224 9880 (Daytime)

---

**A WONDERFUL OPPORTUNITY**

To purchase a West End Art Gallery. Approx 2,5000 sq ft. Long lease. Principals only. No agents. Please apply to:

Box H4399, Financial Times, 10 Cannon Street, London EC4P 4BY

---

**FOR SALE**
**PRIVATE OWNED BULK EARTHMOVING AND HEAVY OPERATED PLANT HIRE COMPANY.**

Good profits record.
Turnover £1.8-£2 million pa.
Strictly principals only.

Write Box H4407, Financial Times, 10 Cannon Street, London EC4P 4BY

---

**FOR SALE PETROL FILLING STATION DEVELOPMENT SITE**

Corner site of extensive frontage to Southerly by-pass of major North Cheshire town, with potential throughout in excess of 800,000 gallons per annum. Offers invited in the region of £300,000

01-629 2713
Henry Berney Rowland & Partners.

---

**FIND A BUSINESS AT NO COST TO YOU**

complete details on profitable businesses for sale by owners good terms, owner financing
AFFILIATED BUSINESS CONSULTANTS
Paul Grillos
719-630-8188 (U.S.A.)

---

**Stoke on Trent:** For sale, well established china manufacturing company Turnover £650,000 per annum approx. Henry Butcher & Co. 021-236 5736.

**ESTABLISHED** Hardware and Ironmongery Business. In a busy south Northants town. 2,000 sq ft sales area in prime retail location. For Sale on leasehold basis. £90,000 sought for business, fixtures and fittings plus S.A.V. Contact: Berry Commercial, 9 Cheyne Walk, Northampton, NN1 5PJ. Tel: (0604) 234400 (RMB).

## BUSINESS SERVICES



**CAR Phones £199**

Cellnet

ONE WEEK ONLY FROM

| HANDS FREE MOBILE PHONES | | TRANSPORTABLES | | OR FROM £2.50 per week |
|---|---|---|---|---|
| NOVATEL (SELECT) | £199 | MOTOROLA 4500X | £395 | LINES OPEN |
| NEC 11A ETACS | £299 | MOTOROLA 5000X | £445 | MON-FRI |
| CLEARTONE 8000X | £275 | PANASONIC CS0 | £575 | 9.00am -8.00pm |
| MOTOROLA 4500X ETACS | £275 | **PORTABLES** | | |
| MOTOROLA 5000X ETACS | £325 | NEC 9A ETACS | £499 | |
| MOBIRA AUTOLINE | £425 | MOTOROLA 8500X ETACS | £699 | |

All prices exclude VAT and Network charges

NATIONAL CAR PHONES AND COMMUNICATIONS
01 499 5090 OR 021 643 9970
061 834 5994 OR (0902) 22405

**£10** FROM THE SALE OF EVERY PHONE IN 1989 WILL BE DONATED BY US TO BBC CHILDREN IN NEED

**ENVELOPES** at LOW, LOW PRICES!

SOME SAMPLES FROM OUR VAST RANGE

| | | |
|---|---|---|
| DL WHITE SELF SEAL 4"x8" | 1,000 @ £16.89; 5,000 @ £ 9.99; 10,000 @ £ 8.89; 50,000 @ £ 8.79 | per 1,000 + VAT |
| DL MANILLA GUMMED 4¼"x9" | 1,000 @ £7.95; 5,000 @ £7.55; 10,000 @ £7.29; 50,000 @ £6.69 | per 1,000 + VAT |
| C5 WHITE GUMMED MAILING WALLET 6¾"x9" | 1,000 @ £14.49; 5,000 @ £13.69; 10,000 @ £12.99; 50,000 @ £11.49 | per 1,000 + VAT |
| C5 WHITE SELF SEAL MAILING WALLET 6¾"x9" | 1,000 @ £17.89; 5,000 @ £15.99; 10,000 @ £14.79; 50,000 @ £13.49 | per 1,000 + VAT |
| C4 MANILLA GUMMED 12¾"x9" | 1,000 @ £24.69; 5,000 @ £21.39; 10,000 @ £20.73; 50,000 @ £18.99 | per 1,000 + VAT |

WHILST STOCKS LAST WE HAVE 1½ MILLION C5 MANILLA GUMMED 9"x6½" POCKETS
5,000 @ £12.69; 10,000 @ £11.89; 50,000 @ £11.19 per 1,000 + VAT

**TOPLIX** One of the largest distributors of envelopes in the country

Send for FREE Samples and price list

9/10 Link 35, Nuffield Estate, Poole, Dorset BH17 7RA. Tel: (0202) 684685
Small carriage charge over 10 miles from POOLE

---

**THE U.S. IS STILL THE WORLD'S LARGEST MARKET**

If you think your U.S. market share can grow, we'd like to hear from you. Whether you're getting started, ready to expand, need a turn-around, or are just stuck, we can help.

We need to be convinced of your product's potential, and your commitment to the U.S. market. Then we'll invest our creative marketing, financial and management skills to make your U.S business more profitable. Our reward comes from your success.

For more information, and a copy of our report "British Business in the U.S.", call, fax or write:

TRANSATLANTIC DEVELOPMENT CORPORATION
70 Walnut Street, Wellesley, MA 02181, U.S.A.
Phone: 617-239-8180 Fax: 617-239-8005

---

**BEAT THIS!**
**IMPS Executive Lease Plan Offer**

Choose any mid or top range ETACs car phone - NEC/ Motorola/Nat Pan/Mobira - and we will give you
* FREE FITTING (worth £90)
* FREE CONNECTION (worth £60)
* ONE YEAR'S FREE LINE RENTAL (worth £300

TOTAL SAVING of £450!
All In. No Headaches. Only £8.99 p.w. lease
Phone I.M.P. Hotline on:
01-547 1849/47 (24 hours) 01-549 3444

---

**1992 - PLASTICS?**

European Technology Consultants specialise in M&A in the Plastics Industry Throughout Europe. They are in touch with many plastics (and other) companies available for acquisition. ETC can also assist clients with specific acquisition requirements. *Contact -*

**E.T.C.** European Technology Consultants — Joan Muyskenweg 22, 1096 CJ Amsterdam, Tel. 020947745 Fax. 020929453

---

COMPANY FORMATIONS UK AND WORLDWIDE
* Nominee Services
* Company Administration
* Corporate Restructuring
* Tax and Business advice

READY MADE COs: Prospectus companies available worldwide

COMPANY SEARCHES & CREDIT FORMATION

*Free advice & brochure:*
*FALCON BUSINESS SERVICES, Victoria House, 25 Victoria Street, Liverpool, L1 6BD.*
*Tel: 051 236 5443 (24 hrs.).*
*Fax: 051 255 1050.*
*Telex: 626178 FALCON G*

---

**ENTERTAIN YOUR KEY CLIENTS at Beadlow Manor Hotel, Golf & CC**

Venue of the GM Pro-am 1988. Beadlow Manor offers the perfect mix of Business and Leisure - For details of Company Golf, Leisure and Conference Services:

Beadlow Manor
Nr. Shefford, Bedfordshire
Fax 0525-61346
Tel 0525-60800

---

*LIMITED COMPANIES*
UK, International & Isle of Man
*EXPRESS COMPANY REGISTRATIONS LIMITED*
*Epworth House, 25-35 City Rd, London EC1Y 1AA*
*Telephone 01-588 3271 Telex 887475*

---

**THIS IS THE FIRST FAX WITH AN ANSWERING MACHINE.**

You can lease or buy from £6.95 per week.

**NEC** TEL. 01 951 4599
NOTHING CAN OUTFAX NEFAX

---

**Team of highly experienced**

computer orientated accountants/business persons available for projects/assignments on a contractual basis. Confidentiality assured. To arrange a no commitment discussion phone

01-207 0007 or 01-207 1898 until 11 pm.

---

**NEED SECRETARIAL SERVICES/ OFFICE FACILITIES?**

Office suites
Conference room
Secretarial (shorthand/audio/copy/wp)
Facsimile, Photocopying,
Business/accommodation address

*Call us at the A1 BUSINESS CENTRE, N1 for full details on (01) 226 6681*

---

**BUSINESS AND ASSETS** of solvent and insolvent companies for sale. Business and Assets. Tel: 01-635 1164.

**DIRECT MAIL LISTS & SERVICES** 1987- of ready- made lists immediately available. Suppliers to leading UK companies. Free catalogue. Market-scan, Freepost. Chichester, Sussex. Tel 0243 786711

---

**Regis**

Luxury development in Trafalgar Square for the discerning businessman.
SUPERB FULLY SERVICED OFFICES UNIQUE CONFERENCE CENTRE EXCLUSIVE CLUB RESTAURANT

01-872 5959

---

## OFFICE EQUIPMENT

**Photocopiers/Facsimile 50% Discount scheme**

On photocopiers/fax we are able to offer 50% off the list price. Service: 4 hour response, specified preventative maintenance & agreed copy quality standards.

Standard Business Systems Ltd
Tel: 01-742 1330 Fax: 01-742 1316

## HOTELS & LICENSED PREMISES

Superb Normandy hotel/restaurant 17th C construction, & beds. Owner retiring.

Tel (010 33) 33 50 39 98

---

**CITY CENTRE HOTEL**

3 star conference & business hotel.
Good sales mix
T/o circa £1m pa, long leasehold with favourable terms

Offers in excess of £1.2m
Principals only.

Write Box H4392, Financial Times, 10 Cannon Street, London EC4P 4BY

---

**200 BED HOTEL/LEISURE DEVELOPMENT ENTERPRISE ZONE**

Investor/joint venture opportunity adjacent to METRO CENTRE NEWCASTLE - 5 acre river front development.

Fax replies 01-586 4406
Write to: Q8P, 351 Edgward Road, London W2

## BUSINESSES WANTED

**WANTED £1m + T/O COMPANIES**

A successful group, manufacturing numerous products throughout the UK, seek to acquire companies to further its growth, notable in Print, Plastics or Fashion. If you are interested in re-structing or sale please contact me -

Mr Park 0352 710812

---

**GRAPHICS PRODUCTS**

We wish to buy a company involved in publishing. Wholesaling or retailing, graphic prints, posters or other related products.

Write Box H4411, Financial Times, 10 Cannon Street, London EC4P 4BY

## OFFICE EQUIPMENT

**LARGE QUANTITY OF NEARLY NEW EX-HIRE OFFICE FURNITURE**

Light oak desks/ Boardroom tables & chairs/Screens/Tables/ Rosewood desks/Executive chairs & Fire resistant filing cabinets.

Tel: 01-549 9339

## AIRCRAFT FOR SALE

**BUSINESS AIRCRAFT**

Sales • Operating Leases
Insurance • Support Package
Management & Crewing
**EXECUTIVE JET CENTRE HEATHROW**

Fields — Neil Hardman Tel: 01-759 2161 Telex: 915123 FXSLAP G Fax: 01-759 4468
*A subsidiary of Hanway Associated Industries plc*

---

**DUNCAN AVIATION**

82 Aerospace Jetstream 3100-605
81 Westwind 1124-321
81 Learjet 55-034
81 Embraer Bandeirante 110-342
81 Embraer Bandeirante 110-296
Cessna Conquest I 425-0127
Cessna Citation II
1982 Cheyenne I (31T1-8104071

(402) 475-2611

---

## FT LAW REPORTS

# VAT overpayment is deductible

**CUSTOMS AND EXCISE COMMISSIONERS v FINE ART DEVELOPMENTS PLC**
House of Lords (Lord Keith of Kinkel, Lord Templeman, Lord Ackner and Lord Lowry): February 2 1989

**OVER-PAYMENTS** of value added tax in previous accounting periods are recoverable by the taxpayer by deduction from his current liability, irrespective of whether they were due to mistake of law or fact.

The House of Lords so held when allowing an appeal by the taxpayer, Fine Art Developments plc, from a Court of Appeal decision (*[1988] 1 FTLR 365*) that it was not entitled to deduct previous overpayments of value added tax from its current payment to the Commissioners of Customs and Excise.

LORD KEITH said that Fine Art carried on business manufacturing and distributing greetings cards. It was registered for VAT. Its supply of cards to customers was taxable.

The prices charged to wholesale customers were lower than the prices charged by them on sale by retail. On August 13 1981 the commissioners served on Fine Art a notice of direction requiring it to calculate output tax on the cards' retail value.

Fine Art duly complied.

Another taxpayer subject to a similar direction successfully challenged its validity under EC law before the European Court of Justice: *Direct Cosmetics v Customs and Excise Commissioners [1985]2 CMLR 145*. The invalidity flowed from an amendment to the Finance Act 1972.

As a result all notices of direction issued after the amendment took effect on July 27 1981 became null and void, including the notice issued to Fine Art.

On March 5 1985 the commissioners informed Fine Art that the notice was withdrawn with effect from February 14 1985 (the day after the European Court's decision), and that as from that date it should account for VAT on the basis of prices actually charged by Fine Art to its customers.

Fine Art had accounted for VAT in accordance with the notice of direction from August 13 1981 until June 30 1983. Thereafter it had ceased to do so because of doubts about the validity of the notice.

The excess of tax paid over what had been properly payable was £1,399,022.

The commissioners intimated to Fine Art that they were prepared to consider claims for repayment of VAT paid under invalid notices, but would not do so in respect of payments made before November 9 1983 unless the taxpayer had queried the validity of the notice at an earlier date. November 9 was the date on which the London value added tax tribunal had referred *Direct Cosmetics* to Europe.

On July 22 1985 Fine Art requested the commissioners to refund it the £1,399,022. They refused.

Accordingly, Fine Art, on its VAT return for the quarter ended December 31 1985, deducted that sum from the net amount of VAT otherwise due.

The commissioners contended that the overpayment was irrecoverable as having been made under a mistake of law. They requested payment of the £1,399,022 within seven days, failing which they would take proceedings for recovery.

They issued a writ against Fine Art in the High Court and applied for summary judgment. The application was dismissed.

On July 9 1987 Sir Neil Lawson sitting as a High court judge allowed the commissioners' appeal and gave them leave to enter judgment. Execution was stayed on condition that Fine Art issued a writ against them claiming restitution of the disputed sum. Fine Art's appeal to the Court of Appeal was dismissed.

Fine Art now appealed. It maintained that the Value Added Tax (General) Regulations 1985, made by the commissioners under powers conferred on them by the Value Added Tax Act 1983, authorised it to deduct past overpayments from VAT currently due.

Paragraph 2(1) of Schedule 7 to the Act provided that the regulations might require the making of returns "in such form and manner as may be specified in the regulations". Paragraph 2(4) provided that the regulations might "make provision . . . (c) for the correction of errors".

Regulation 58(1) provided that a registered person must make his return on a specified form, form 4, showing the amount of tax payable by or to him.

The return form included a box for "underdeclarations of VAT made on previous returns" (Box 2); a box for "overdeclarations of VAT made on previous returns (Box 4); and a box for "net tax payable or repayable" (Box 5). Regulation 64 provided that if a person made an error in any return "he shall correct it in such manner . . . as the commissioners may require".

The commissioners had issued a VAT guide, which had legal force.

Paragraph 63 (b) of Section VIII of the guide provided that errors discovered after the return was sent in should be "recorded separately as underdeclarations or overdeclarations of tax . . . You should carry the totals to your VAT account for adjustment in your next return."

By paragraph 64 of the guide the VAT account was made up by adding up the VAT, with separate headings for "VAT deductible" which included "any under-declarations from previous periods", and "VAT payable" which included "any over-declarations from previous periods".

The argument for Fine Art was that the terms of the return form and the requirements of paragraphs 63(b) and 64 of the guide, incorporated arrangements for the correction of errors which the commissioners were authorised to make by paragraph 2(4)(c) of Schedule 7 to the 1983 Act.

It was said that regulation 64 of the 1985 Regulations obliged Fine Art to correct errors, including those arising from previous over-declarations, in accordance with those arrangements.

The commissioners' argument was primarily founded on section 14 of the 1983 Act, headed "credit for input tax against output tax". Section 14 provided that a taxable person should pay tax by reference to "prescribed accounting periods", and that he was entitled at the end of each period "to credit for so much of his input tax as is allowable . . . and then to deduct that amount from any output tax that is due".

The contention was that the taxpayer was entitled to credit in any accounting period for input tax only, and that any regulations made by the commissioners allowing credit for anything else, in particular the impugned claims, would be inconsistent with those provisions and thus *ultra vires*.

It was said that the purpose of Box 2 and Box 5 in the return form, to be filled in in accordance with regulations 58 and 64, was merely the administrative convenience of imparting information to the commissioners. They were at liberty to allow the deductions if they thought fit and, if not, to disallow them and leave the taxpayer to any remedies he might have at law.

The terms of section 14 were not inconsistent with a Parliamentary intention that the commissioners should have power to provide that past errors resulting in over-declarations or under-declarations of tax, should be corrected in subsequent returns.

Paragraph 2(4)(c) of Schedule 7 gave the commissioners specific power to make regulations for the correction of errors, and such regulations when made took their place in the Act alongside the provisions of section 14.

The prescribed return form and the requirements of paragraphs 63(b) and 64 of the VAT guide could only be construed as giving a legal right, and imposing an obligation, to deduct past over-declarations made in error from current liability.

No differentiation was made between over-declarations made through error of law and those made through error of fact. If the commissioners did not accept that a deduction had been properly made, they could raise an assessment on the taxpayer which would be subject to appeal to the VAT tribunal.

In *Betterware Products (no 2)[1988]1 FTLR 154* Mr Justice Simon Brown dealt with a case on facts indistinguishable from the present case, in which similar arguments were advanced. He accepted the taxpayer's argument.

He said first, that it was a necessary corollary of the commissioners' argument that they had in fact made no provision at all for correction of errors, but only for their notification. At the heart of their case lay the proposition that it was entirely a matter for their discretion whether, once notified of errors, they relieved the taxpayer of part of his current liability.

Secondly, he said, it was impossible to construe and apply the statutory return form other than as providing for the correction of errors. It was plain that the form required previous errors to be declared so as to affect the amount of tax payable. Both the form and the guide represented the commissioners' requirements of the manner and time in which past errors should be corrected as contemplated by regulation 64.

The reasoning in Mr Justice Simon Brown's judgment was entirely correct. Thre was nothing in section 14 of the Act which compelled a contrary conclusion.

The appeal was allowed. The commissioners' action against Fine Art was dismissed.

Lord Templeman, Lord Ackner and Lord Lowry agreed.

*For the commissioners: John Laws and Robert Jay (solicitor, HM Customs and Excise)*

*For Fine Art: Andrew Park QC and Robin Matheir (Berrymans, agents for Shakespeare-Duggan Lee & Co, Birmingham)*

**Rachel Davies**

*Barrister*

---

**FT COLLECTION**

- as distinctive as the paper we write on.

**Ring 01 799 2002**

for **FREE** colour brochure

## BUSINESSES FOR SALE

**Business for Sale**
**Manufacturer and Installer of Crop Drying and Storage Equipment**
**Lincoln Area**

★ Suppliers of specialist products including turnkey projects.
★ Skilled, experienced labour-force of 11
★ Turnover of approx. £1.3 million per annum
★ Order book
★ Leasehold premises - 8,000 sq.ft. on 0.626 acres

For further details and a sales package, contact L. K. Denney or Nick Dargan at Clumber Avenue, Sherwood Rise, Nottingham NG5 1AH. Tel: (0602) 607131 Telex: 377013 ESANO G.

SPICER & OPPENHEIM & PARTNERS

is a division of Spicer & Oppenheim which is authorised by the Institute of Chartered Accountants in England and Wales to carry on investment business

---

**JOHN TOON & PARTNERS**

Opportunity to acquire business and assets of well established domestic plumbing contractors and heating engineers based in Walsall, near the motorway network.
- Freehold premises of approximately 7,000 sq. feet including builders yard.
- Turnover in excess of £1m per annum.
- Good order book with major contractors.
- Garage and workshop facilities.

Assets available for sale comprise freehold property, plant, motor vehicles, stocks and work in progress.
Interested parties should please contact John F. Powell and Ian N. Carruthers, Joint Administrative Receivers,
Cork Gully, 43 Temple Row,
Birmingham, B2 5JT.
Telephone: 021 236 9966.
Fax: 021 200 4040.
Telex: 337892.

Cork Gully is authorised by the Institute of Chartered Accountants in England and Wales to carry on investment business.

---

## BUSINESS OPPORTUNITIES

**SPAIN**
Purchaser Sought
2 Large Construction Projects on the Costa del Sol

Companies with substantial funds are invited to apply for further details. Principals only, enclosing latest published accounts to:

Box FB668, Financial Times, 10 Cannon Street, London EC4P 4BY

---

**BES ISSUES**

If you own an expanding profitable business and want to raise up to £500,000 under the BES, call Angus Forrest for details on 01-251 9111.

FIMBRA

---

**NASSAU BAHAMAS**

Investor/Partner required for apartment development in prime locations. Exceptional profit potential.

E.Dawson Roberts,
Higgs & Company,
P O Box N918, Nassau Bahamas,
Telephone (area code 809) 322 4782,
Fax (809) 322 2048

---

**IRAN**

Tehran resident British company owner visiting U.K. in March invites contact for representation, problem solving, negotiation, liaison on behalf of U.K. companies.

P.O. Box 15115 - 346 Tehran, Iran

---

**Southfield Care Homes Limited**

**For Sale As A Going Concern**

RESIDENTIAL HOME
BRIDGE STREET, BRACKLEY, NORTHANTS

Registered as a rest home for 16 persons.

Unique opportunity to acquire the business and assets of a freehold residential home for the elderly situated adjacent to town centre.

Interested parties should please contact:
John F.Powell, Joint Administrative Receiver,
Cork Gully,
43, Temple Row,
Birmingham, B2 5JT.
Telephone. 021 236 9966
Fax. 021 200 4040
Telex. 337892.

Cork Gully is authorised by the Institute of Chartered Accountants in England and Wales to carry on investment business.




Some people may say that Minorco is a mysterious company. In fact, when our latest annual report was declared the winner of the Business Annual Report Awards for presentation and clarity, the judges also said our report was coherent and informative.

Read it and you will not only have a detailed view of our worldwide natural resources and mining interests, but will see how over the years we have built them up.

Our objective is to become a major operating business with direct control over our core natural resources and mining activities to benefit our employees and reward our shareholders.

For a copy of our award-winning annual report, please write to David Fisher, Minorco's Vice-President and Secretary, at Hill Samuel Registrars Limited, 6 Greencoat Place, London SW1P 1PL, and we will be delighted to send you a copy.

MINORCO

The contents of this advertisement, for which the Directors of Minorco are solely responsible, have been approved for the purpose of section 57 of the Financial Services Act 1986 by Deloitte Haskins + Sells as a person authorised by the Institute of Chartered Accountants in England and Wales. The rules of the Securities and Investments Board require a statement that past performance is not necessarily a guide to the future.



Alexander Sombart and Natalya Makarova in "Onegin"

# Makarova's return

**KIROV THEATRE, LENINGRAD**

The exquisite interior of the Kirov Theatre – its decoration of blue, cream and gold as harmonious and aristocratic as its proportions – could not have held another spectator on Wednesday night. Buzzing with excitement, the house seemed poised on the edge of cheers as on the edge of its seats, to welcome back a much-loved daughter. The Leningrad public had been aware for some weeks that Natalya Makarova was coming home. Outside the theatre, members of the Kirov Ballet were stopped and questioned about when and how she was returning, and what she would be dancing. And as a guest of the Leningrad Documentary Film Festival, Makarova last week returned to her native city.

After her 19 years in the West, this was an extraordinary example of *glasnost*, and recognition of her importance as a Russian artist. But there was also the need for her to be seen in the proper frame for her art, the theatre and company in which she had been reared and to which she brought such renown both before and after her decision to stay in the West. Her reunion with the Kirov Ballet in London last summer, in the second act adagio from *Swan Lake*, testified to affectionate mutual understanding. Her return to the Kirov stage itself was the final and logical step in this act of reconciliation.

The occasion was a triple bill in which a central divertissement section – wherein Makarova would dance the two big duets from Cranko's *Onegin* – was sandwiched between *Chopiniana* and *Paquita*. The opening *Chopiniana* was spacious, given with that unaffected sense of Romantic style that marks the Kirov's perfect understanding of this ballet. On Wednesday it could, I suspect, have been danced backwards without anyone much noticing, so electric the anticipation of what was to follow.

After the interval the theatre became pitch dark: there were no orchestra lights, since the divertissements were all performed to tape. The curtains parted, and there was Makarova seated at Tatyana's little table, penning her letter to Onegin. Cheers, of course, but the wrapt, girlish figure held the house utterly, and as Alexander Sombart (who accompanied Makarova to Leningrad as her partner) stepped through the mirror and the duet went its impassioned way, Makarova spoke Pushkin's lyrics to an audience who loved them as much as she did, and a great dancer came home. Not, in one sense, that she had ever been away, for as we know in the West, her art has been a constant advocate of Leningrad training, a witness to its integrity of style and beauty when we could not see Leningrad's ballet.

The pas de deux ended; the storm broke in cheers and shouts and curtain-calls and flowers, with Makarova moved to tears. But these she had to save for the second duet – Tatyana's parting from Onegin – which came after three rather indigestible items: the bemusing *Adagio* set by Boris Eifman to that sanctimonious tune by Albinoni, in which Faroukh Ruzimatov had hell with a piece of sacking; Quasimodo and Esmeralda (Sergey Berezhnoy and Galina Mezentseva) in a scene from Roland Petit's *Notre Dame de Paris*; and an acrobatic moment from Oleg Vinogradov's *Knight of the Tiger Skin*.

In Tatyana's farewell to Onegin, Makarova's performance was magical. Her body cleaving the air in Sombart's arms – his partnering and dramatic sensibility both superb – she caught at the ballet's heart and at the heart of her audience. Not, said the cognoscenti, since Anna Pavlova made her last visit to St. Petersburg in the summer of 1914, had the public so welcomed back a ballerina. On that occasion Alexander Plescheyev, doyen of Russian critics, had written of "the fusion of her talent and the spectators, which subjugates and totally enthralls them. Such is her power. She speaks to us all; everyone feels for her." These words describe exactly Makarova's effect on her audience on Wednesday, as, surely, in every performance of her career, and they explain the seemingly endless applause that greeted her at the duet's end, the congratulatory speeches from the stage, and Makarova's own words of joy at being back in the cradle of her art.

The concluding *Paquita* might have become anti-climactic. But with Altynai Assylmuratova in the lead, and with dazzling variation soloists headed by the ever- elegant Yelena Yevteyeva, this showpiece of Leningrad classicism was a final *feu de joie*. And the young students of the Vaganova School who took part in the children's mazurka will be able to boast, fifty years from now, that they danced at the Kirov on the night Makarova returned in glory.

**Clement Crisp**

# The purest Surrealist of them all

**William Packer** reviews the Joan Miró exhibition at the Whitechapel Gallery

The recent death of Salvador Dalí has brought general attention back, not just to the life and work of Surrealism's most conspicuous and self-celebratory exponent; but to the movement in general. Though the old self-publicist had managed to make himself the image and focus of his work, so much so as to become in the public mind the hierarch and living presence of the faith, it is as well to remember that the more substantial of his fellows always kept things the other way about.

It is, therefore, a most happy chance that brings to the Whitechapel at this particular moment the work of the purest and perhaps the truest of the Surrealists, Dalí's fellow Spaniard and, by some 10 years, his senior, Joan Miró (until April 23: supported by Citicorp/Citibank and the Elephant Trust). The exhibition draws on many collections but principally upon the Fundació Joan Miró in Barcelona, which shared with the Whitechapel in its arrangement and where it has already been shown. Its subject is Miró's work of the dozen years between 1929 and 1941, his late 30s and 40s, which for him was a period of particular crisis, experiment and change.

If the 1930s was, to the world at large, the Surrealist decade, Surrealism itself, the bizarre and outrageous creature spawned of Dada and the Futurist avant garde during the Great War, had already developed and, like the lively organism it was, split apart, by the end of the 1920s.

Miró himself, by 1925, had achieved the essential resolution in his work by which we know and celebrate him still. The earlier landscapes and figures, precociously surreal in the feverish clarity and intensity of their realisaton, had evolved into an imagery no less clear and active but by no means so specific in its reference and associations. Miró would always maintain that the link to reality was necessary to him and remained clear, but his pictorial space was now cosmic and peopled by an imagery of graphic simplicity and consistent generality.

So it was and so, *mutatis mutandis*, it remained for the rest of his life, inalienable and unmistakable in its character. But the course of his personal development would remain uncertain for a year or two yet, just as the future of Surrealism was shaken by controversy, personality and political imperative. The particular crisis came early in 1929, with Andre Breton's call for the commitment of the movement, and the submission of its artists, to communist orthodoxy and collective discipline.

Artists, though frequently assertive of themselves, their ideas and principles, are seldom biddable in this way. Art History tells us, if nothing else, that it needs but a manifesto to blow any *soi-disant* Movement apart. Miró went his own way, forced back on himself to reflect on what Art was, and his own should be.

"For my part," he told Francisco Melgar, who interviewed him early in 1931, "I don't know where we're going. The only thing I know for sure is that I intend to destroy, to destroy everything that exists in painting. Painting disgusts me profoundly. The only thing that interests me is pure spirit. I use the instruments which painters have always used . . . only in order to aim the blows I strike. The only reason I want to remember the rules of painting is because I need them nowadays so that I can express what I feel, just as I need grammar in order to speak."

The rhetoric of artists is familiar enough, with its extravagancies and exaggerations, its egotism and inherent contradictions. What we see in the actual work, especially during the first few years of the period, is something altogether more practical and unselfconscious.

Of this the drawings offer the clearest demonstration. Miró, young or old, was always the true painter, the surfaces rich and the touch delicate no matter how strong or simple the statement. As a draughtsman the sheer speed and elegance of his line and the fertility of his invention have been matched, in modern times, only by Klee and Picasso. Yet here we have him in the 1930s scrubbing, even scribbling away at the image on the page, moving rapidly through the statement and development of the idea without any thought of graphic indulgence or inhibition of finesse. The paradox is that he can never help but make an interesting, active and, indeed, seductive mark.

So we follow Miró through the successive crises, twists and changes of the decade, as the work veers now towards a complete abstraction, now back again to a symbolic representation, even at times to something close to realism. And over the personal and creative looms the shadow of the general crisis, that in Surrealism found its peculiar contemporary expression. As in the work of Picasso, so of Miró: the mood darkens with the outbreak of the Civil War in Spain, and barely lifts. Monsters walk the earth, and weird, demented figures twist and shriek in the dreadful silence. Then, towards the end of this fascinating show, a freer spirit emerges from his imagination, in the eternal image of the bird, flying across the darkened plain, and the stars begin to shine in the night sky. Though he will remain as inventive and paint as beautifully, Miró will never be so various again.

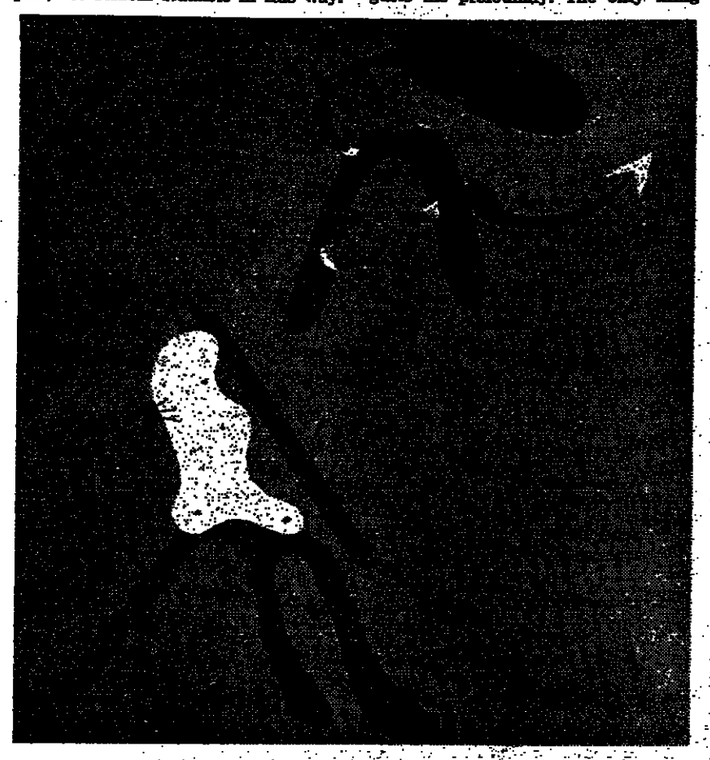

"Composition," by Joan Miró, 1933 . Oil on canvas

# Jorge Bolet

**FESTIVAL HALL**

Bolet is now one of the mighty handful of piano recitalists who can fill the Festival Hall. His playing, grandly calm and spacious, shrinks the place to listening dimensions of uncommon intimacy.

Sunday afternoon's programme offered Liszt, Schubert, and then Liszt transcriptions of Schubert and Wagner. It was all, in a way, music viewed through the Lisztian looking-glass, since Bolet has long had a mastery of that composer's performing style and idiom that few pianists can equal. The performance of the Schubert A major Sonata (D.959) showed none of the needle-fine approach – the heightened sensitivity to small dramatic events, mercurial rhythmic underpinnings, impassioned lyrical outbursts – that younger Schubert players tend to seek out today.

It was big-boned in range of dynamics, in the sounding of the instrument, steady and solid in its structural outlines, unhurried in its gait. By current period-conscious lights one might almost call it old-fashioned; but, if so, it was also Schubert playing of unfamiliar breadth and confidence, and the warm, singing mahogany tones that Bolet drew from his Baldwin instrument were a rare Schubertian pleasure.

All the same, it was in the Liszt readings that one felt his natural strengths as a pianist most naturally employed. In the opening "Bénédiction de Dieu dans la solitude" the vistas were revealed with an easy grandeur that was entirely appropriate, and wonderfully elevated. The four Liszt transcriptions of Schubert songs seemed at moments almost too steady and un-lilting – though where "Die Forelle," the last of them, finally breaks into cascades of Lisztian glitter, Bolet suddenly enlarged the canvas, and the effect was exhilarating.

He is one of the few living pianists who can unfold the Liszt/Wagner *Tannhäuser* Overture as it were in a single line, and his judgment of scale and tone-colouring has effortless authority. Throughout the recital there were small smudges and slips, but the style of the playing rendered them barely noticeable.

**Max Loppert**

# Arleen Augér

**WIGMORE HALL**

Miss Augér wields a cool, lovely soprano with art. Her range is considerable (in Edinburgh some years ago, she sang one of the best Strauss Ariadnes that I've heard), but of late she has been especially admired in music of the 18th century and earlier. There, her self-effacing intelligence and her cut-glass delivery satisfy our preconceptions. On Sunday she and Irwin Gage gave an all-Romantic recital which neither satisfied preconceptions nor persuaded, in its own cautious terms: I thought she needed new courage to dramatise her music – and a new partner.

Individually, much of what she did would have sounded ravishing in a more robust context. Here it seemed generally far too measured (mostly below tempo), verbally under-emphasised and pallidly pretty. The Berg "Seven Early Songs" with which she began – songs of mixed provenance, from truly precocious Berg to music contemporary with his mature op. 1 Piano Sonata, but collected together as a dramatic cycle – matched her concluding Schumann cycle, *Frauenliebe und leben*, all too closely: minimal dramatic empathy, highs and lows alike etiolated. The trick of approaching climaxes by way of an expiring diminuendo and ritardando paid diminishing returns.

It was Gage who indulged it to excess, but that may have betokened a well-meant solicitude for his singer. In fact the Wigmore Hall suits Miss Augér admirably, and in full cry her silvery voice carried very well; what was missing was any anticipatory thrust or thrill – and a partner who would kick her into honest drama. None of the emotional linchpins of the Berg set made as much effect as Miss Augér's impassioned little "Nachtigall," which amounted to an absurd imbalance, and she took the livelier numbers in Schumann's cycle – "Er, der Herrlichste" (despite her impeccable turns), "Helft mir, ihr Schwestern" and "An meinem Herzen" – too blandly to set the more intense songs in properly telling relief.

In between we had a Strauss group, mostly leisurely and uniformly pretty, and a Schumann floral group (even the "Nussbaum" sports blossoms rather than nuts) typified by a Rückert "Blum im Garten" that was plainly just a flower congealed in aspic. Such a degree of detachment is finally lethal in late Romantic songs, however fetching and tasteful it may seem from moment to moment. Miss Augér could offer much more, if only she would adjust her focus to a more candidly expressive style.

**David Murray**

# Utopia

**BUSH THEATRE**

Words, words, words. A man and a woman in black. An anonymous white hotel. One large bed, one chair. Naked light bulbs. Standing chrome ashtrays. Refrigerated tins of red wine. Terms of employment, terms of endearment, the economics of desire.

The co-founders of Impact Theatre, Claire MacDonald and Pete Brooks, are responsible, respectively, for the text and direction of this insidious and strange two-hander performed by Jan Pearson and Richard Hawley and designed by Simon Vincenzi.

The event is a revealing barometer of how the theatre of image and gesture is increasingly invaded by the need to speak. Newly resorting to text, the artists behave like frantic games players, piling up words as a means of asserting identity, constructing accusatory tension and narrative.

In the first half, the story is applied, like paint, in the third person. Bishop is a gardener employed to make an oasis of the eel-infested swamp owned by Adèle at the edge of a desert. The effect is as if the central duet of Peter Greenaway's *The Draughtsman's Contract* were to be translated to Sam Shepard's Mojave Desert motel in *Fool For Love*.

That done, Miss MacDonald lays on the word pictures with both vengeance and detail. The creation of a controlled paradise – dogs grow sleek and bees give honey among the lemon-scented eucalyptus and statuary of headless nymphs – is underpinned by a confusion of effort and desire. She wants a neo-classical garden, he thinks he is creating a fish farm. They quarrel, make love, a storm rises.

Having sustained this objective commentary for an hour, the couple is then discovered in a contemporary urban frame, as if newly arrived in Brecht's asphalt jungle. A third party, Judith, loved them both and died in a car crash. Adèle is now a cinema usherette, Bishop an architect.

The dialogue and intercourse become harder, more real. We hear that Adèle died of food poisoning three weeks after giving birth. But, as in the first half, the characters are relics in a lost enterprise, clues of models in a model city. Greenaway again *In the Belly of an Architect* nags in the background.

On the personal level, descriptive luxuriance is replaced by attribution of motive. The technique is absorbing and experimental. The problem is that the acting does not match the peculiar demands made on it. But something of great interest is happening here. You can actually see new theatre writing pushing out the boundaries and testing itself against physical form. The future beckons. I expect great things.

Another element in the climactic encounter is the kiss and repel, the post-amatory shove and push, of Pina Bausch's dance dramas. I was reminded mostly of her *Bluebeard's Castle* in the violent embrace with which Bishop and Adèle finally expel the lyric and the theoretical from their awkwardly erotic relationship.

**Michael Coveney**

# The Pearl Fishers

**COLISEUM**

The appearance of the duet from *The Pearl Fishers* recently on a CD single, as though the piece might profit from the marketing techniques usually employed in popular music, is proof of the lasting appeal enjoyed by at least one small section of this score. It also seems to have been enough to have drawn a full house to ENO's production of the full opera – or perhaps word has got around that there is plenty of other good music in the work, too.

The revival which opened on Friday is a revised version of Philip Prowse's original staging, revised in this case meaning more or less the same but with most of the frills, such as parts of the set and the milling throngs of extras, removed. What is left is barely sufficient. The tropical luxuriance of visual images in which one hopes any production of *The Pearl Fishers* will be steeped has been stripped away and the opera is left in a world of bare, designer-chic utility.

When the dramatic side of this uneven piece has always been regarded as weak anyway, the temptation to sit back and forget what is going on is difficult to resist. A shame, as the work is not often seen on stage and this would have been an excellent opportunity for ENO to show us that the characters in it might be as deserving of our care and attention as the intoxicating music that Bizet lavished upon them.

At least, though, the music itself is well served for the most part. Yan Pascal Tortelier, after his success with *Carmen* at the beginning of the season, has once again conjured from the orchestra playing of a French elegance and shapeliness that is a continual delight. The miracles of orchestration that the young Bizet was starting to work, and which mark this score out as more than a stumbling first effort at opera-writing, were done full justice.

Vocally the evening was less sure. Apologies were made for the Leila of Cathryn Pope at the interval, but by that time they were hardly necessary: the young soprano had obviously been wrestling with a bad throat right through the first half. Arthur Davies was in fine lyrical health, but wrestling with the vocal part of Nadir somewhat instead. The main tenor aria, so high in the voice and so haunting if sung with the requisite grace, just defeats him.

John Tranter was a Nourabad of suitably bulldozing authority. But the best singing came from Alan Opie as Zurga, who has the firmness of line the music demands and was gloriously at ease at the top of the voice. When there is such a dearth of native French baritones, there must surely be an opening for him here.

**Richard Fairman**

PROOF

In the world of investment, proof of performance is essential. Fast Fax, a new daily investment interpretation service, has proof in abundance. Since its launch in August last year, its success rate has been astonishing.

If you want to see the proof of performance in leading financial markets for yourself, fax David Charters, Managing Director, on (UK) 0223-329806. He'll send you Fast Fax for one month FREE; he'll also fax you today's Fast Fax and a full assessment of recommendations to date.

Fast Fax covers commodities, currencies, stocks, bonds and leading financial futures. It costs £2500 a year, no matter where you are in the world, and it's faxed to a select international subscriber base no later than 10.30 am London time every working day.

Investment Research is well-known among investment professionals for its charting conference in Cambridge, England, every year. Executives fly in from all over the world to learn more about techniques which help to identify important market trends. Fast Fax uses these skills to give subscribers clear recommendations for market strategies. So, if you want proof, fax us today.

Investment Research of Cambridge Ltd

28 Panton Street, Cambridge CB2 1DH, Great Britain

Member of IMRO

# ARTS GUIDE

February 3-9

OPERA AND BALLET

**London**

**Royal Opera**, Covent Garden. The long-awaited first London performances of an opera by Luciano Berio are given by the Royal Opera: *Un re in ascolto*, a dazzling kaleidoscope of sounds, themes, and dramatic visions. The composer conducts, Graham Vick is the producer, and the cast includes Donald McIntyre, Kathryn Harries and Elizabeth Laurence. Further performances of Nuria Espert's *Madama Butterfly* production. **English National Opera**, Coliseum. The first British performances of Aribert Reimann's dry, noisly violent Shakespeare adaptation, *Lear*, a 1970s opera already seen throughout Europe and in the US. Monte Jaffe takes the title role, a uniformly impressive cast includes Phyllis Cannon, Rosa Mannion and Rodney Macann, and the conductor is Paul Daniel; the brilliant production is by Eike Gramss. Return of Bizet's uneven but lovably fresh and tuneful *The Pearl Fishers*, with Cathryn Pope and Alan Opie. Also in repertory, *La Bohème* is revived with an uneven cast.

**Paris**

**Paris Opéra.** Wagner's *Die Meistersinger von Nürnberg* conducted by Lothar Zagrosek. The Hamburg Staatsoper production begins at 6pm. (47 42 53 71).

**Vienna**

**Staatsoper.** In repertory: *Die Walküre* is conducted by Hans Wallat, with Leonie Rysanek-Gausmann, Gwyneth Jones, Christa Ludwig, Kurt Moll. *Iphigenie en Aulide* conducted by Sir Charles Mackerras; cast includes Gundula Janowitz, Joanna Borowska, Noriko Sasaki. (51444, ext 2660).
**Volksoper.** The week's performances include *Kiss me Kate*, *Die Fledermaus*, *Cosi Fan Tutte*, *Die Zirkusprinzessin*, *Der Zigeunerbaron*, *Mignon* and *Die verkaufte Braut* (51444, ext. 2662).

**Berlin**

**Opera.** *Lucia di Lammermoor* has fine interpretations by Angela Denning, Kaja Borris, George Fortune and Alberto Cupido. *The Rake's Progress*, produced by Jürgen Tamchina and conducted by Stefan Soltesz, has its premiere this week with Eva Johansson, Barbara Scherler, Victor van Halem and Istvan Gatti in the main parts.

**Hamburg**

**Opera.** *Peer Gynt*, specially composed for Hamburg by Alfred Schnittke, has wonderful John Neumeier choreography. *La Bohème* features Cristina Rubin, Patricia Wise), Franz Grundheber, Alejandro Ramirez and Geoffrey Moses. Robert Hale repeats his much praised performance in the title role in *Der fliegende Holländer*. *Der Rosenkavalier*, conducted by Silvio Varviso brings Anna Tomowa Sintow, Hans Sotin, Hildegard Hartwig and Gabriele Rossmanith together.

**Bonn**

**Opera.** *Tannhäuser* stars Grace Bumbry, Richard Versalle, Alfred Muff, John Broecheler, Nadine Denize and Christer Bladin and is well conducted by Dennis Russell Davies. *Die Fledermaus* provoked heavy protests against the ultra-modern Bernard Broka production, which was redeemed by the singing by Ludwig Baumann, Barbara Daniels, Christer Bladin and Georg Tichy.

**Frankfurt**

*Il Barbiere di Siviglia* is a well done repertoire performance with Zehava Gal, Sonia Theodoridou, Jozef Kundlak and Rodney Gilfry. *Der Wildschütz* features Julie Kaufmann, William Workman, Susanne Freyler and Bodo Schwanbeck. *Dido und Aeneas* returns with a new cast led by Rodney Gilfry, Glenys Linos and Ulrike Sonntag. Also: William Forsythe's ballet *Isabelle's Dance*.

**Amsterdam**

**Nederlands Dans Theater** with a new ballet by Mark Haim to music by Mozart, *A Tear in Time* (Chase/Lipari), and *Lieder eines fahrenden Gesellen* (Kylian/Mahler) (Thur). Muziektheater (355 455).

**Rome**

**Teatro dell'Opera.** Cimarosa's *Gli Orazi e i Curiazi* conducted by Alan Curtis with Gianna Rolandi, Anna Caterina Antonacci, Patrizia Dordi and Franco Farina (Tues) (46.17.56).

**New York**

**BAM Opera.** The Welsh National Opera inaugurates the new BAM Opera with Peter Stein's celebrated production of *Falstaff*, with Richard Armstrong conducting the US debuts of the WNO and Peter Stein. Brooklyn Academy of Music (807 7171).

**Metropolitan Opera Opera House**, Lincoln Center. Carol Vaness, Frederica von Stade and Siegfried Jerusalem are featured in the first seasonal performances of *Idomeneo*. *Bluebeard's Castle* continues with Jessye Norman as Judith and Samuel Ramey in the title role in performance with the monodrama *Erwartung* where Jessye Norman sings the Woman. James Levine conducts both, as well as *Don Carlo* with Nell Shicoff in the title role, Margaret Price as Elisabetta, Tatiana Troyanos as Eboli and Bernd Weikl as Rodrigo. The week also features the last performances of *Il Barbiere di Siviglia*. (362 6000)

**New York City Ballet**, State Theatre, Lincoln Center. The 40th anniversary season continues with 28 works by George Balanchine, nine by Jerome Robbins and five by Peter Martins. In addition, works by Laura Dean, Eliot Feld, William Forsythe, Lar Lubovich, commissioned for this season, will be interspersed in the season, which ends Feb 26 (496 0600).

**Tokyo**

*I Puritani*, sung in Italian by the Fujiwara Opera Company, with guest artist Aldo Bertolo. Tokyo Philharmonic Orchestra, conducted by Carlo Franci. Shinjuku Bunka Centre (Wed) (369 7020).

## The Last Romantics at the Barbican

A neglected period of British Art, from the Pre-Raphaelites to the Neo-Romantics of the 1940s and 50s, will be displayed at the Barbican Art Gallery from February 9 to April 9.

*The Last Romantics* will consist of over 350 works, including paintings, sculptures, printmaking and illustration, by a group of some 100 artists from Edward Burne-Jones to Stanley Spencer.

Artists well represented will be late Burne-Jones and his immediate followers

# Japan's Leading English Business Paper Presents

# Simultaneous Printing In Europe

Only one paper provides the full inside story on Japanese business, and thanks to a recent satellite transmission link-up, that paper now provides Europe with the same efficient printing service enjoyed in Tokyo.

*The Japan Economic Journal* is a companion paper to the world's largest business daily, *The Nihon Keizai Shimbun*, and is the leading English news-weekly for Japan watchers and decision-makers around the globe. JEJ's perceptive commentary covers a wide range of topics, and its timely translations are gleaned from Japan's top specialised papers in economics, industry, marketing and finance. *The Japan Economic Journal* is also a vital part of *NIKKEI*, Japan's most comprehensive business information network and compiler of the Tokyo Stock Market's essential index, the *Nikkei Average*.

With the rapid expansion of global awareness, the demand for Japanese information has never been greater. Japan is the leading creditor and investor nation, as well as the top provider of overseas aid. Thus, in order to get in touch with the source that gives you the complete picture, we recommend you to subscribe to *The Japan Economic Journal*. The timing has never been better.

THE JAPAN ECONOMIC JOURNAL

NIKKEI

**Nihon Keizai Shimbun, Inc.** 1-9-5 Otemachi, Chiyoda-ku, Tokyo 100-66, Japan Tel: (03) 270-0251 Telex: J22308 NIKKEI
**Nihon Keizai Shimbun Europe Ltd.** *London Office:* Bush House, Aldwych, London WC2, U.K. Tel: (01) 379-4994
*Frankfurt Office:* Kettenhofweg 22, 6000 Frankfurt/M 1, WEST GERMANY Tel: 069-720214
**Nihon Keizai Shimbun America, Inc.** *New York Office:* Suite 1802, 1221 Avenue of the Americas, New York, NY 10020 U.S.A. Tel: (212) 512-3600
*Los Angeles Office:* 725 South Figueroa Street, Suite 1515, Los Angeles, CA 90017 U.S.A. Tel: (213) 955-7470

**I would like to subscribe now. Please enter my subscription for:** FT-2

| | 6 months at | 1 year at | 2 years at |
|---|---|---|---|
| Europe, Africa, Mideast | ☐ £45.00 | ☐ £83.00 | ☐ £156.00 |
| U.S.A. | ☐ US$54.00 | ☐ US$99.00 | ☐ US$182.00 |
| Asia, Oceania | ☐ US$56.00 | ☐ US$100.00 | ☐ US$193.00 |
| Canada, Central America | ☐ US$58.00 | ☐ US$104.00 | ☐ US$201.00 |
| S. America | ☐ US$60.00 | ☐ US$109.00 | ☐ US$210.00 |
| Japan | ☐ ¥9,900 | ☐ ¥16,800 | ☐ ¥31,800 |

☐ Please send a sample copy

**Please print**

Name _____

Address _____

**SUBSCRIBERS IN EUROPE:** Please make payment (by check payable to The Japan Economic Journal) to the London or Frankfurt office of Nihon Keizai Shimbun Europe Ltd.
**SUBSCRIBERS IN U.S.A.:** Please enclose check payable to The Japan Economic Journal, 314 West 53rd Street, New York, N.Y. 10019
***Order toll-free 1-800-472-8990 (New York residents dial 212-489-0926). Amex card holders may use our toll-free ordering number. Operators are standing by 24 hours a day.***
**SUBSCRIBERS IN OTHER COUNTRIES:** Please make payment (by check payable to The Japan Economic Journal in U.S. dollars) to Nikkei Media Marketing, Inc. c/o Nihon Keizai Shimbun, Inc. 1-9-5 Otemachi, Chiyoda-ku, Tokyo 100-66, Japan Tel. 03 (219) 6588 Telex 2224161 NMMINC J

FINANCIAL TIMES
BRACKEN HOUSE, CANNON STREET, LONDON EC4P 4BY
Telex: 8954871 Fax: 01-236 9764/5 Telephone: 01-248 8000

Tuesday February 7 1989

# Water sale in a muddle

THE THATCHER Government's plans to sell off the water industry are running into political trouble because they are based on muddled ideas assembled in haste.

The latest embarrassment for the Government is the news that the 29 water companies already in the private sector plan to raise prices by up to 50 per cent. This follows widespread public anxiety about the effect of putting profit-making monopolies in charge of the natural beauty spots and amenities, now in public ownership. The proposed increases also highlight the unwelcome efforts of three French groups to buy a piece of the action before the rest of the market woke up to the possibility of a jump in water tariffs.

The Acts of Parliament which govern the 29 statutory water companies strictly regulate the return to shareholders and require surpluses to be passed back to consumers. However, the Water Bill will allow them to become ordinary companies alongside the 10 privatised water boards. Price rises for the whole industry will then be restricted to the rate of inflation plus or minus a mysterious "k" factor, which includes a target for efficiency gains and an allowance for the cost of new investment.

Large price rises are now proposed to exploit the hiatus between the two regimes and establish a high baseline for the new formula, which will limit prices without directly controlling monopoly profits.

### Profit motive

The companies argue that they need to catch up with the larger water boards whose charges are generally higher. They also claim that, with large debts in comparison with their equity, they need to build up financial strength.

These arguments merely highlight the confusion created by the Government's idea that introducing a profit motive is a good way to spur greater efficiency for such unchallenged monopolies. This presumption underlies the choice of the (still unpublished) system of price controls, loosely modelled on existing arrangements for gas and telecommunications.

However, the water industry must make large investments which will last half a century or more, without any discipline from competition. Since these investments are essential for the health and well-being of the nation, and since the utilities' profits can only be made out of tariffs paid by captive consumers, the relationship between prices and capital spending must become an intimate concern of the regulator.

### Vital industry

It follows, as the Water Bill tacitly acknowledges, that the regulator must have very extensive powers. However, the Government has been slow to grasp two consequences. The first is that the regulator of such a vital national industry must be accountable to the public and to Parliament. It is far from clear that an office run by a Government-appointed official can meet this need, even though his powers will be moderated by the Monopolies Commission.

The other consequence is that return on shareholders' equity will be largely determined in the medium-term by the views of the regulator, and in particular by the extent to which he allows increased spending on sewers and water mains to be reflected in the "k" factor.

Sooner or later, therefore, the industry must settle down in a highly controlled regime in which the return on capital is regulated and price rises largely reflect needed investments. The present round of price increases, by contrast, is being driven by the need to increase monopoly profits in advance of the great sale, and in part at least by the Government's attempt to camouflage a highly complex control mechanism as a simple price formula.

The merit of the bill has been to bring some important issues into the public arena, but the case for water privatisation has always been extremely weak. If it must go ahead it should be on the basis of regulatory proposals which are much clearer about the balance between prices, profit and investment. The statutory companies offer a model which can be built upon.

# Japan moves into Europe

JAPAN seems to be getting serious about the European Community's planned single market. Its direct investments in Europe doubled last year, and the search for EC plant locations by companies including Toyota and Fujitsu, suggests plenty more in the pipeline. This should be good news, since such investments can make valuable contributions to employment, technology and manufacturing efficiency.

However, the shift of Japanese production capacity is not just a natural adjustment to the strong yen and changing market requirements. It also reflects growing fears that the single market will be ringed by trade barriers after 1992. Despite denials from Brussels, these fears have been heightened by recent EC trade policy, in particular the vigorous use of anti-dumping actions against a growing list of Japanese exports. These measures encourage investment to be substituted for exports by making access to the Community market conditional on local production.

Brussels is preparing to tighten the screw further by extending the scope of local content rules on foreign-owned plants. These were originally introduced to prevent Far Eastern companies from evading dumping duties by setting up "screwdriver" plants in Europe to assemble imported components. Now the EC aims, by means of legally obscure procedures, to impose such requirements on products such as semiconductors, even when there is no evidence of dumping. The clear intent is to compel Japanese and other Asian manufacturers to increase the amount of value added they perform in the EC.

### Tunnel vision

Some in Europe may consider these tactics justified by the persistent imbalance in EC-Japanese trade. Many EC industries also believe that once the Japanese are forced to accept European manufacturing costs, they will lose many of their competitive advantages. This is an extreme form of tunnel vision. The pursuit of such neo-mercantilist policies not only violates the principles of the multilateral trade system but does not serve the EC's own interests.

Anti-dumping penalties, like other forms of protection which raise the cost of imports, amount to a tax on the economies which impose them. Impoverishing oneself seems a strange way of remedying the allegedly unfair trade practices of others. Even more illogical is the unseemly scramble by European governments to subsidise inward investments by Japanese companies after EC trade barriers go up.

### Cost advantage

The belief that Japan's competitive challenge can somehow be deflected by forcing its manufacturers to make more in Europe is equally misguided. Most enjoy a sizable cost advantage by starting out with greenfield sites using modern equipment operated by hand-picked workers trained in Japanese production methods. After two years in operation, Nissan's UK car plant is reckoned to have lower costs than any of its European competitors.

True, many Japanese factories in Europe are losing money. This is partly because insistence by European governments that Japanese products be made where they are sold has led to fragmentation of capacity into sub-scale units. Sooner or later, the quest for profit will require them to raise volume substantially. Yet it is hard to see how the European market can sustain 20 Japanese video-recorder plants and 16 colour television factories all operating at optimum output levels. They will need to exercise extraordinary self-restraint to avoid a price war, in which weak EC producers will be among the first casualties.

Compelling Japan to shift more production to the EC offers no solution to the deficiencies of European industry, which require an unremitting effort to improve efficiency and quality. Europe's economic performance can only suffer if the competitive stimulus essential to achieving these changes is blunted by systematic recourse to trade protection and attempts to manipulate Japanese investment, whether at EC or national level.

Danny Wall: recently under fire

**Lionel Barber** on the challenge posed by the US savings and loan crisis

# An urgent prescription for the sick thrifts

L. William Seidman: forceful regulator

The crisis in the US savings and loans industry has fast turned into the Bush administration's first big test.

President Bush, who has had something to say about almost every issue in his short time in office, appears comfortable with the challenge. He sees the crisis as an early opportunity to stamp his authority as a problem-solving President.

Mr Bush unveiled his rescue plan yesterday, timed to precede his budget plans which he will outline in the keynote State of the Union address to Congress on Thursday. The rescue package has one immediate aim: to liquidate or sell 350 insolvent savings and loan associations which are contributing to industry-wide losses running at $1bn a month.

The urgency is understandable. Further public uncertainty could lead to a run on deposits among savings and loans (known in the US as thrifts) which still account for 50 per cent of mortgage lending for single and multi-family homes, according to industry estimates. Mr Bush has already felt compelled to give two public assurances that the full credit of the United States stands behind depositors.

A second, long-term goal is to provide a future regulatory regime for the industry, a framework designed to prevent a recurrence of the mismanagement and fraud – much of it in freewheeling Texas – which has resulted in a total clean-up bill approaching $100bn.

Behind these budgetary and regulatory issues lies the future of the thrift industry itself: does it fulfil its basic task, conceived in the 1930s, of lending to the home-mortgage market? Or is it a dinosaur plodding toward extinction which should be put out of its misery at the earliest opportunity?

For many years, the thrifts lived up to their name, making low-risk home loans with low-interest deposits in their local communities. This peaceful existence came abruptly to an end in the 1970s, the era of high inflation, high interest rates, and savings industry deregulation. S&Ls, unable to offer variable rate mortgages, found themselves unable to compete with other more flexible savings instruments such as money market mutual funds. Investors simply took their money elsewhere.

Congress, ever watchful of the thrift industry which provides a steady source of election campaign contributions, intervened. In 1980, in order to stop the outflow of funds, legislators allowed thrifts to offer whatever interest they needed to compete for deposits; they also increased the government's individual deposit insurance coverage from $40,000 to $100,000. Two years later, under the Garn-St Germain law, thrifts, by now waging a bloody interest rate war, were allowed to make high-risk loans in development, construction and other activities.

The aim was to help S&Ls to secure higher returns than they could aspire to in the home mortgage market. In fact, the new deregulated environment created a licence to speculate – a licence which grew all the more attractive since the government, through its deposit insurance coverage, remained liable to pick up much of the bill.

Tales of corporate gluttony abound.

**Does the thrift industry fulfil its basic task of providing home loans or is it a dinosaur plodding towards extinction**

In Texas, the wife of one newly-rich thrift owner used to throw "jungle parties" which included serving up lion and antelope meat and renting an elephant to circulate among guests. "These people were a cancer on the industry," says Mr Fred Webber, president of the US League of Savings Institutions.

Mr Webber argues that individual cases of fraud and mismanagement have obscured the more accurate picture of a sober industry, where 70 per cent of thrifts are profitable: "The fact is that 25 individual institutions are responsible for 50 per cent of the accumulated losses of S&Ls," he says.

Whatever the merits of his argument, Mr Webber looks like losing the first round of the battle over who should pay first for bailing out depositors. Mr Bush, aware of his "Read My Lips, No New Taxes" election campaign pledge, is determined that the private sector – not the public purse – should shoulder the burden of the rescue.

Under the Bush plan, commercial banks and thrifts will pay increased premiums in return for their government deposit insurance. At the same time, however, industry executives were braced for the thrifts to continue paying more for their coverage than the banks – a differential which Mr Webber argues is unfair and exacerbates the industry's problems.

The President's goal is to raise enough money to pay the interest on more than $50bn of new government long-term bonds to be floated to pay for the bail-out of the thrift industry over a three-year period. The other half has already been dealt with by the Federal Home Loan Bank Board, the industry's much-castigated regulator which issued numerous promissory notes last year while selling or rescuing some 200 sick thrifts.

In short, the immediate "on budget" cost is much smaller than the titanic sums above: it covers the interest on the new government bonds and other obligations which, in total, are expected to amount to around $7bn annually for the next three years.

This figure of $7bn would be quite manageable, if only Mr Bush had resort to the tax option. But he does not. His campaign rhetoric has boxed him in, a problem compounded by the constraints on the Federal budget which he inherited from President Ronald Reagan. The Gramm-Rudman-Hollings budget reduction law, which requires the fiscal 1990 budget deficit to fall to a minimum $110bn from its present level of $155bn, has further reduced Mr Bush's "wiggle room".

It is not entirely clear whether the new bonds can be kept "off budget". The administration, which wants to preserve some of Mr Bush's own pet projects such as education incentives, wants the thrift financing plan to be treated flexibly as an extraordinary, non-recurring item. The Democratic majority in Congress, looking to safeguard its own priorities in social spending, may well agree. But most Democrats are not inclined to do the new administration too many favours.

The other week, Treasury officials – seeking a means of bridging the $7bn gap – told Democratic legislators that they were considering a customer fee of 25 cents a year on every $100 in federally insured deposits. The suggestion was immediately leaked to the press who denounced it as a back-door tax. When informed by the Treasury that the deposit fee was merely a trial balloon, one New York Democrat agreed, saying it had a great deal in common with the Hindenburg.

Aside from this partisan budget wrangle, a more subtle power struggle is developing on the regulatory front between the Treasury, the White House, the Federal Reserve, Congress and the industry's two main regulators: the Federal Home Loan Bank Board and its insurance arm, the Federal Savings and Loan Insurance Corporation (FSLIC), and the Federal Deposit Insurance Corporation (FDIC) which insures commercial bank deposits. In the end, this struggle could determine the survival of the thrift industry in its present form.

"There are going to be real winners and losers," predicts Mr Ken McLean, a former staff director of the Senate Banking Committee and now with Smick, Medley, a Washington-based economic consultancy.

The most likely loser appears to be the Federal Home Loan Bank Board which has borne the brunt of criticism for its lax supervision of the industry in the early 1980s, a failure compounded by Congressional inertia and the Reagan administration's hostility to market intervention. "De-regulation turned into de-supervision," lamented one White House official recently.

More recently yet, Mr Danny Wall, the Board's brash chairman, has come under fire. As a senior Congressional aide to Republican Senator Jake Garn of Utah, he was involved in sponsoring the ruinous 1982 Garn-St Germain deregulation bill. Last year, he sold off scores of insolvent thrifts which resulted in billions of dollars of tax breaks, at little or no future risk to the purchasers.

In the month of December alone, Mr Wall sold three dozen thrifts, selling them to investors ranging from Ford Motor Corporation to the Texas billionaire Mr Robert Bass and the renowned corporate raider Mr Ronald O. Perelman, chairman of the Revlon Group, whose company will get nearly $900m in future tax breaks for buying five thrifts.

Mr Jim Leach, a moderate Republican Congressman from Iowa, echoing widespread criticism in the House of Representatives, said: "The only investors who can use multi-million tax breaks are the ones with multi-million dollar tax liabilities."

But Mr Wall was in an invidious position. Lacking the money to close down the sick thrifts and anxious to reduce the incoming Bush administration's up-front bill, Mr Wall went for broke. He even concluded deals which involved the Bank Board taking over some of the worst of the revived assets and pledging multi-billion dollar future support to the rescued savings and loan. The unanswered question is, what happens if those assets fail to recover and what will the future cost be?

Under the Bush plan, some functions of the Federal Home Loan Bank Board were due to be placed under the Comptroller of the Currency at the Treasury. FSLIC, minus its list of sick thrifts, would meanwhile fold into the FDIC which supervises commercial banks and is led by one of the most forceful regulators of the Reagan era, Mr L. William Seidman.

The implications of a greater FDIC role for the banking and thrift industry are profound. Firstly, it would amount to a far tougher regulatory environment with higher capital requirements and, if Mr Seidman has his way, a more flexible, risk-conscious attitude to insurance premiums.

The FDIC chairman, a burly, bald former business school dean, mining executive and former adviser to President Ford, has already suggested that he wants to raise premiums when bank losses rise and promptly phase out coverage at the riskiest banks.

Strengthening the FDIC's regulatory role would amount to the clearest signal to date that the thrift's days are numbered – for the more the industry moves into the orbit of the commercial banks, which are already well-esconced in the home mortgage business, the less it will be able to claim it is entitled to special treatment.

Yet Mr Bush, a former member of the House of Representatives, is well acquainted with the American political maxim that however much the President may propose, it is the Congress that disposes. In the regulatory area – particularly in the highly organised banking, insurance and securities industries – it is safe to assume that the various lobbies will attempt to exploit any administration moves to change the rules governing thrifts.

Mr McLean, a Capitol Hill veteran who observed such manoeuvering at close quarters, predicts, therefore, that the savings and loan crisis cannot be treated separately from the wider questions of bank powers. This inevitably involves re-opening the question of reforming the 1933 Glass-Steagall Act, a central pillar of US financial regulation which established the separation of banking and commerce and banned commercial banks from engaging in the securities business. If thrifts become akin to banks then the banks themselves will want expanded powers in the insurance and securities markets.

Last year, the movement to reform Glass-Steagall died. This year it may revive on the back of the thrift industry's problems, says Mr McLean. If this proves to be the case, Mr Bush may realise that a financial fix is just the first chapter in a long drawn-out story.

# OBSERVER

## McNamara's memory

■ Ex-President Reagan has signed a six-figure contract for his memoirs, which will no doubt be as interesting for what they leave out as what they put in: one US cartoonist has proposed that Reagan is the only fully-qualified juror in the Oliver North case, since he alone knew nothing whatever about the Iran-Contra affair.

Meanwhile, another old man is remembering. Clark Clifford is only four years older than Reagan, but has a political history some 30 years longer. The last of the great New Deal liberals, he came to influence when Truman succeeded to the White House on the death of President Roosevelt, and was a friend and adviser, and sometimes a Cabinet member, under Truman, Kennedy and Johnson. He shared a late game of poker with Sir Winston Churchill on the train to Fulton, and heard the old man musing on Britain's irreversible decline.

He also vividly remembers a fateful day at Camp David. President Johnson was agonising over Vietnam, and asked Clifford, who had warned that it would prove a quagmire, and Defence Secretary Robert McNamara, the most determined hawk, to argue the question for him. They spent a full afternoon at it on July 25 1965, and Clifford lost; though the minutes show his predictions were uncannily accurate.

The Washington Post asked McNamara for his account of the discussion; he confessed "zero recollection". This is a little surprising, for though all politicians have selective memories, McNamara, a hawk later turned dove, has been very frank about many of his errors, including the first-use "flexible" nuclear response, and the Bay of Pigs.

Vietnam is apparently too painful, though he has recently claimed to have argued as early as 1965 that the campaign was unwinnable. It is actually quite important to know what persuaded him to change his mind, and when; but no one can learn from history if they cannot remember it.

## ITN weather

■ The British weather forecast has never seemed quite the same since it failed to predict the great storm of October 1987. Next week, however, it will have a new look, at least on independent television.

ITN has not previously gone in for national weather bulletins, leaving forecasts to the regional networks at the end of the news. From Monday there will be an ITN forecast three times a day: one after each major news programme. The aim will clearly be to compete with the BBC.

The contract has gone to International Weather Productions, a consortium made up of the Met Office, a graphics equipment manufacturer called Spaceward Micro, and a new production company, INTV.

INTV was established only last September with the aim of making mainly business programmes. Then it discovered that ITN was looking for a weather forecast, entered the competition and won it. The aim, says Simon Blomfield, the managing director, will be to put the quality of the meteorology first, and the presentability of the forecaster second. But presentation is going to quite important.

## Healthy smoke

■ Cigarettes and other smoking mixtures are available at most chemists and even health-food stores, and apparently have been for some years. They will now be more plentiful.

"I'd like to report a satellite dish theft."

They also come in considerable variety: Honeyrose herbal, herbal de luxe, menthol and Ginseng. Those are the cigarettes: there is, too, a number of mixtures that go into pipes.

The secret is that they contain no nicotine. What is slightly less clear, however, is whether they are being promoted to encourage people to give up smoking altogether or to transfer their addiction to herbs. Probably it is a bit of both. John Heywood of Honeyrose Products says that at the moment he is concentrating on getting more of them into the shops, especially the chemists.

Their origin goes back to a David Watkins who over 40 years ago was told to give up smoking tobacco. He experimented with herbs instead and eventually hit on coltsfoot – sometimes used as cure for asthma – mixed with honey, fruit juices and rose petals. Watkins called it Farmer's honey blend, but later changed the name to Honeyrose.

Honeyrose Products in Suffolk is now going in for a big selling campaign. According to Heywood, they have not yet approached any of the big tobacco firms: health-food stores will do for a start. An initial taste suggests that they are rather sweet: in fact, very like what you expect from a mixture of honey and rose petals.

## Tour too many

■ France's struggling new opera house at the Bastille has suffered a final blow: its neighbouring restaurant, La Tour d'Argent, has been ordered to change its name.

A Paris court has awarded FFr 500,000 damages, plus FFr 100,000 for every day of delay in changing the name, to the other Tour d'Argent, the smart restaurant on the quays of the Seine, with an unbeatable view from its dining room window of Notre Dame.

The decision may seem a little harsh, since there has been a Tour d'Argent – a modest café-bar – on the site since 1640, and with the same family, the Solignacs, running it since 1913. The name was, however, wiped briefly off the companies' register during building work on the Bastille Opéra, thus leaving the way clear for the other Tour, founded in 1505 and since 1815 purveyor of the best and most expensive duck in Paris.

The deprived Tour is, in fact, an undistinguished building. Now that it has lost its name, there will be some demands for it to go altogether.

## Switched off

■ Overheard on a bus near Liverpool St station: "Since we got the video recorder, we find we don't watch much television."

## FOREIGN AFFAIRS

# A time for more than jaw-jaw

**Robert Mauthner** argues that the forthcoming East-West arms talks must not become locked into arguments about numbers

The decision to drop the acronym "Cafe" as the description of the conventional forces talks which are due to start in Vienna at the beginning of March is an early, if indisputably minor, breakthrough in East-West relations. But it does not necessarily herald rapid progress once less frivolous subjects are discussed. The negotiations promise to be hard and long. It will require a great deal of political will to keep them on the road.

For the moment, both the Nato and Warsaw Pact countries appear to be sincere in their desire to ensure that the new negotiations will escape the ludicrous fate of the preceding mutual and balanced force reductions talks (MBFR). Those negotiations finally bit the dust last week after more than 15 years of inconclusive jaw-jaw, a very long time indeed, given that they never even got past the starting post because of the Soviet Union's refusal to exchange basic military data.

That is a hurdle which, at least in principle, has already been overcome in the forthcoming Vienna negotiations. Both sides agree that they cannot proceed with the talks in the absence of baseline data. Indeed, pending a formal exchange of such information, Nato and the Warsaw Pact have each published a preliminary assessment of their own and the other camp's strength.

Before being tempted to throw a hat in the air at these early signs of concurrence, at least on methodology, one should look at the next logical steps in the process — which bring one down to earth with a jolt.

Agreement will first of all have to be reached on ways to verify the other side's figures. When that difficult step is completed, Nato and the Warsaw Pact will have to decide on common data which will serve as a yardstick for the elimination of disparities — or "asymmetries" as the official jargon has it — between the forces of each side in the European area between the Atlantic and the Urals.

No wonder, then, that Mr Eduard Shevardnadze, the Soviet Foreign Minister, warned in his speech at the final Vienna meeting of the Conference on Security and Co-operation in Europe (CSCE) last month that "long and fruitless debate on categories of arms and methods of counting troops could throw a monkey-wrench into the negotiations." He added pointedly that arithmetic should not become an obstacle to politics.

It is easy to see what he means by just comparing the two sets of preliminary figures submitted by Nato and the Warsaw Pact.

Comparing like with like is difficult enough. When there is disagreement not only on the weapons systems to be covered by the talks, but on the counting rules and the definition of weapons, the exercise becomes so horrendously complicated that only a young delegate on the threshold of his career can contemplate with equanimity the time it will take to sort out the muddle.

**Mr Shevardnadze says pointedly that arithmetic should not become an obstacle to politics**

Thus, Nato's claim that the Warsaw Pact, even after projected unilateral cuts, will still have a superiority over Nato of 2.5 to 1 in main battle tanks west of the Urals, is disputed by Warsaw Pact figures which purport to show that the advantage is no more than 1.9 to 1. Moreover, the Warsaw Pact has found some 8,000 Nato tanks in addition to those listed by the Alliance "for which we have been searching desperately in vain," in the words of one senior Western official.

If the negotiations were to become bogged down from the beginning in such arguments about numbers, they would very soon lose their momentum and get stuck in an MBFR-like quagmire from which they might never emerge.

Mr Mikhail Gorbachev, the Soviet leader, has begun to cut through the undergrowth with his announcement at the end of last year of unilateral troop and equipment cuts. His initiative has certainly improved the atmosphere for the Vienna talks. But substantial as the intended reductions are, they are still far from bridging the gap between the two military blocs in important offensive weapons systems, such as tanks, artillery and armoured personnel carriers.

Since arguments about the size and nature of this gap will undoubtedly be fierce and lengthy and Mr Gorbachev is unlikely to be willing to pursue unilateral reductions in the absence of an agreed benchmark on which to base them, an alternative approach must be found to give the talks an early boost.

The discussions on baseline data could be conducted by a group of experts in the first instance, while the main negotiators could concentrate on working out ceilings for various weapons systems and measures to eliminate surprise attack and large-scale offensive action — the declared objectives of the negotiations.

Such an approach would have the advantage of immediately entering into the heart of the problem, for one cannot talk about weapons ceilings without explaining why one wants to set them at a specific level.

The size and structure of the Warsaw Pact's forces and weapons on the ground would have to reflect Moscow's frequent claims that its military doctrine is now a purely defensive one and that it is seeking no more than "reasonable sufficiency". Defensive posture and "reasonable sufficiency" cannot but entail a substantial reduction in the Warsaw Pact's troops and armaments.

However, by the same token, it is highly improbable that Nato will be able to maintain its present position that tactical strike aircraft, in which the West is deemed to have a dominant position by the Warsaw Pact, should be excluded from the negotiations. Whatever the rights or wrongs of a particular counting system, it is difficult to argue convincingly that military aircraft do not affect the balance of conventional forces in Europe.

The dispute between the Warsaw Pact and Nato over the inclusion of aircraft in the talks highlights one of the big flaws of the modern arms control process: the fact that it is conducted in separate compartments, each dealing with specific categories of nuclear and conventional weapons.

Such a procedure may be necessary because of the complexity of the subject matter and the desire to complete a negotiation within a reasonable time-span. But it does not sufficiently take into account the fact that the real military balance between East and West consists of a highly complex inter-relationship between nuclear and conventional forces and, within these broad categories, of land, naval and air forces. It was because the INF agreement to some extent ignored the implications for West European defence of the abolition of land-based medium-range nuclear missiles, that it caused so much heart-searching in European capitals.

No one is suggesting that the Europeans will have the same qualms over seeing conventional forces in Europe reduced, since the Warsaw Pact can be expected to pay the highest price for an agreement. The Soviet Union, on the other hand, will find it much more painful to give up its dominance in conventional forces. If the West European Nato members are seeking to compensate for the loss of INF weapons with cuts in Soviet conventional forces, then it is already clear that the Soviet Union will try to exact a price for its concessions on conventional arms by seeking reductions in short-range nuclear weapons in another forum.

That prospect has already put the cat among the Nato pigeons and it throws a much more sober light on the somewhat utopian desire to achieve a separate "balance" in conventional forces.

## UK water privatisation

# Seeking a way to solve the Ridley riddle

**By John Humphries**

"I HOPE that everyone will take note of the fact that competition keeps down prices far more than monopolies do."

These sage words were uttered by the Prime Minister, Mrs Margaret Thatcher, on May 15, 1980. Against that background it is little short of amazing that the Government ever decided to sell off on the stock markets the one absolute monopoly in the public sector — water. And to make matters worse, half the 28 statutory water companies (which might be considered to provide a minute measure of competition) are being bought up, lock, stock and barrel by three large French conglomerates.

Water privatisation is flawed from its very inception, not only because it is a total monopoly. It is also a vital public health service — if there is a malfunction, literally thousands of homes can be polluted or poisoned as we recently saw in a disastrous accident in the South West. Above all, however, the privatisation is morally poisoned. The assets which the Government is now proposing to sell on the stock market were never bought by the Government.

In 1973, the water authorities were set up as the recipient trustees of the assets previously owned by the ratepayers of our towns and cities. To them were transferred the water works, the sewage works, the associated land and buildings and, of course, the liabilities relating to them. The local authorities had no particular wish to be dispossessed, but their objections were satisfied by Mr Edward Heath's ministers assuring them that they would continue to control the water authorities themselves — they would always have the majority of members on the Authorities' boards. "They will have an absolute majority on the regional water authorities," said Mr Geoffrey Rippon, the minister responsible, as he presented the Bill to the House. There was thus simply a change of form and not of substance.

In 1983 Mrs Thatcher's Government quietly changed the rules of the game by removing most of the local authority members: there are few if any left now. This has been hailed by ministers as a brilliant act of legerdemain: in some way it is supposed to have vested local authority assets in the Government. No compensation has been paid either to the ratepayers or to the local authorities themselves. The assets were built up long before the days of rate support grant, so ministers cannot even pretend that the Government put funds into the water industry at an earlier date.

Quite simply, the Government is selling something it does not own and for which it has never paid. People who behave like this in the private sector usually finish up at the Old Bailey and not at the Stock Exchange. Mr Nicholas Ridley, the Environment Secretary, and his colleagues have been left with the riddle: how do you justify the unjustifiable? He has tried praying in aid the green lobby by assuring us that we will have a better environment — but at what cost to the consumers? The statutory water companies are planning to put up their charges by up to 50 per cent just for next year! Some increases have already been announced. He has held out the private sector as the promised land where money will flow (like water?) but the financial market seems wisely wary of the liabilities which — literally — lurk beneath the surface.

**The Government is selling something it does not own and for which it has never paid**

No doubt he will push his Bill through the House of Commons with a somewhat shamefaced Tory majority whipped in to support it. That, however, is only the first stage. Before a single penny piece arrives in the Treasury coffers, prospectuses must be issued and the shares must be sold in the market place. A company's shares cannot, however, be sold if it is threatened with unspecified litigation. This is no doubt why the Government is already asking the water authorities to what extent they require release from their present statutory duties under the Control of Pollution Act. Under the Act, any member of the public can at present sue a water authority for breach of pollution controls.

Litigation there almost certainly will be:

- Environmentalists are fully alerted to the fact that any changes to the authorities' duties will be done for the sole purpose of bringing cash into the Treasury, and not for the benefit of the water environment. Already environmental groups are running hot foot to Brussels, from where inquiries are being launched into the numerous polluted water sources in the UK.
- The local authorities are taking legal advice on their rights. A householder who has been robbed has an understandable sense of grievance when he sees his property being sold by public auction.
- Consumers, warned by ministers that their water rates are going to leap upwards in any event, are horrified. They face the prospect not only of having to pay for the so-called environmental improvements within the industry (with its polluted rivers and sewage-strewn beaches), but also of providing the money which will have to be poured out to pay future taxes to the Treasury, dividends to the new Water PLC shareholders and salaries and expense accounts to the new managements.

A recent poll showed that 85 per cent of the people in this country do not want this legislation. The clear message now is that this unwanted Bill may issue from Parliament but it will produce chaos, not cash.

Yet the unfortunate Mr Ridley and his colleagues continue plodding loyally down the primrose path. One cannot but feel some sympathy for them.

However there is a solution to their problem and there is still time for them to take it.

Recently the Selsdon Group, a right wing Tory policy group (founded by Nicholas Ridley, among others) brought out a very intelligent appraisal of water privatisation written by Sir Frederick Corfield, four times a Tory Minister. This booklet* concludes that the only way forward for privatisation is to set up the new utility companies as statutory water companies based upon the existing Victorian model. This solution would protect the consumer automatically as it has for the past 100 years. These companies only raise fixed interest stock; any excess profit which they make has to go back to the consumers by way of reduced charges and cannot go to the shareholders by way of dividend. Of course, such an approach would mean that the Treasury would not get the top price. However, does the Treasury need the cash at all in this year of vast Government surpluses?

In addition, why not float the water authorities on the same lines as the Trustee Savings Bank? In that flotation the cash flowed straight back to the bank and formed new working capital. Think how Mr Ridley could walk away from his moral and legal difficulties and obtain public acclaim if instead of handing the Treasury unnecessary funds he brought the £5bn that privatisation is reckoned to yield back into the water industry where it is urgently needed to put the industry right. If he did that he would indeed be earning a medal from the Green lobby and from the EC. Consumers would not immediately be faced with a huge rise in their water rates because the money would have come in from the share issue. The aggravation that is naturally felt by dispossessed local authorities, by exasperated environmentalists and by cost-conscious consumers would automatically evaporate. In one stroke Ridley's riddle would be solved.

*The author, formerly a member of the Thames Water Authority, is deputy chairman of the Council for Environmental Conservation.*

** Water privatisation and the consumer, Frederick Corfield, Selsdon Group, 170 Sloane St London SW1X 9QG. £5.00*

# LETTERS

## Snags in 1992

*From Mr D.L. Sussman.*

Sir, Alice Rawsthorn (February 2) highlights problems for the UK clothing industry in the run up to 1992. There are several others.

Import quotas not now being fully taken up in France and Italy will be available to UK importers after 1992. This alone will guarantee further import penetration from low cost countries into the UK.

More important: unless there is a change in the trading relationship between East and West Germany, further and increased clothing imports will come from eastern Europe.

And unless there is an equalisation of the social costs of employment and redeployment between European manufacturing industries, in any overall contraction the UK industry may be at a disadvantage. Multinational companies manufacturing throughout Europe will find it more expedient to lay off UK staff at all levels.

We have far more to lose and far less to gain by the 1992 harmonisation. Very considerable investment and reorganisation will be required to maintain our market share.

David Sussman,
*President, The Clothing and Footwear Institute,*
*71 Brushfield Street, E1*

*From Mr Derek Tordoff.*

Sir, The British Clothing Industry Association has warned the House of Commons trade and industry committee about the risk of "almost unfettered" access" to the EC of East German goods subsidised by the West German Government (FT, January 27).

There is concern in the steel construction industry that West German companies are trying to export to the UK at artificially low prices in order to gain a foothold in our successful domestic market, by possibly "blending" the prices of their fabricated steelwork with some fabricated steel work from East Germany.

If West German companies obtain subsidies from the West German Government to buy products from East Germany for re-export to the UK, is this not contrary to EC rules?

Derek Tordoff,
*Director, The British Constructional Steelwork Association,*
*35 Old Queen Street, SW1*

## 'Kinder, gentler' tax strategy

*From Mr John Hills.*

Sir, John Redwood (Letters, January 26) criticises Joe Rogaly (January 20) over the study which I wrote recently for the Child Poverty Action Group (CPAG), for failing to reveal the "numerous flaws" in my research and recommendations.

Mr Redwood reveals none of these "flaws". Instead he gives two misrepresentations of what I wrote, makes one unsupported assertion about the effects of tax rates on economic growth, and lists some of the proposals I make with which he disagrees.

He writes that I was "forced to conclude" that the 98 per cent tax rate on savings income for the better off was "extremely damaging," and goes on to imply that this would mean that any proposals incorporating top tax rates higher than the current 40 per cent would be "untenable".

What I wrote was that "the 98 per cent tax rate, which could in theory apply to the investment income of top taxpayers before 1979, was daft: no-one with a decent accountant paid it." Instead, they employed a thriving tax avoidance industry to convert such income into capital gains taxed at 30 per cent.

The study showed that families in the bottom half of the income distribution are losing an average of £8.50 per week compared with their position if tax allowances and benefits had been increased in line with national income growth since 1989-79.

Neither I, nor the CPAG press release to which Mr Redwood refers, claimed (as he suggests) that these families were this amount worse off compared with their incomes 10 years ago. Growth over the last decade has, of course, affected overall living standards.

But this growth has not been very impressive by historical standards. Mr Redwood states: "No one seriously believes that national income could have risen at anything like the rate of the last nine years with Labour's tax policies."

According to figures in the Government's Autumn Statement, and Economic Trends, the average annual rate of growth of national income (GDP at factor cost, average estimate) over the nine years 1979 to 1988 was 2.1 per cent. During this time the top tax rate on earned income was 60 per cent; that on unearned income averaged 68.3 per cent.

This compares with an average annual growth of 2.6 per cent over the period 1948 to 1979, when the comparable tax rates averaged 90.2 per cent and 93.5 per cent. Even during the period of the oil shock, as opposed to oil-boom, from 1974 to 1979, the growth rate averaged 2.0 per cent, while top tax rates were 83 per cent and 98 per cent.

There is no ground for the proposition that most earners have been spurred to greater effort by tax cuts. As a recent answer to a parliamentary question has confirmed, for most people the wedge which tax takes, between their gross pay and the pre-tax value of the goods they buy, has increased in the last 10 years. The wedge may be called value added tax (VAT) or national insurance rather than income tax, but the economic effects will be the same.

For top taxpayers the situation is, of course, different. Here Mr Redwood might like to consult the latest issue of the journal Fiscal Studies. The empirical evidence on the question is examined by Professor G.V. Brown, who concludes that "most evidence suggests that the cuts in the higher rates of tax will not increase work incentives."

My own proposals incorporate a top tax rate on earned income of 61.5 per cent and on investment income of 65 per cent. This would be out of line with neither the levels in other OECD (Organisation for Economic Co-operation and Evelopment) countries, nor indeed in the UK between 1979 and 1987, and would be rather modest compared with the previous 30 years. They would, incidentally, benefit three times as many people as would lose — as opposed to having more losers than gainers, which has been the effect of tax and benefit policies since 1979.

The choice between such strategies is, of course, a matter of opinion. But Mr Rogaly was right to observe that a reduction in tax on the low paid, and higher levels of pensions and other benefits for those on low incomes, are required if we are to follow Mr Bush's advice to become a "kinder, gentler nation."

John Hills,
*London School of Economics,*
*Houghton Street, WC2*

## Budget to save

*From Mr Peter Spencer.*

Sir, The problem facing Mr Nigel Lawson, the UK Chancellor, as he frames his Budget (Samuel Brittan's "Economic Viewpoint," February 2) is not a deficiency of saving but an imbalance between different sectors. With private investment strong, this has led to very large swings in financial surpluses and deficits.

This situation is highly unstable because the huge public sector surplus makes it difficult to resist calls for higher public expenditure and lower taxes. This is why we need a Budget for savings, which both cuts taxes and raises personal saving.

As Mr Brittan says, most campaigners for savings incentives have in mind privileges for some favoured institutions. But it is not difficult to devise incentives which are neutral in this respect.

For example, a dividend income threshold which allowed small investors to reclaim ACT (advance corporation tax) on dividends would be an excellent way of increasing savings and widening share ownership, without the administrative complications of the existing *PEP* (personal equity plan) schemes.

A more general investment income threshold would approximate an expenditure tax system more closely, but I find the arguments for discriminating in favour of equities persuasive.

Peter Spencer,
*Shearson Lehman Hutton,*
*1 Broadgate, EC2*

## Taxed to the teeth

*From Mr A.N. Peachey.*

Sir, Mr Bas (Letters, January 17) seeks "evidence that Belgian dentists are more inclined to tax evasion," to substantiate an earlier suggestion in your columns that the "archetypal Belgian dentist" (who has traditionally formed the core of investor demand) buys Eurobonds to evade taxes. Mr Bas's letter would perhaps have had more teeth had he added that the dentist population of Belgium is approximately 6,650.

A.N. Peachey,
*4 The Sycamores,*
*Bishop's Stortford,*
*Hertfordshire*


AT&T
The right choice.

TROLLOPE & COLLS
MANAGEMENT
MANAGEMENT CONTRACTING
DESIGN & CONSTRUCT
01-689 2266

FINANCIAL TIMES
Tuesday February 7 1989

ANIXTER
Wiring Systems Specialists
Voice • Video • Data • Power
Ethernet • IBM Cabling System • LAN
Fiber Optics • Belden • Nevada Western
Tel. 0753 685 884

# Ricoh may face 20% duty on EC-assembled copiers

By David Buchan in Brussels

RICOH of Japan will have to pay the same 20 per cent European Community dumping duty on its assembled photocopiers it already pays on copiers shipped directly from Japan, if EC governments follow a recommendation due to be made by the Brussels Commission tomorrow.

This proposal on the Ricoh case comes as the Commission has decided on redefinition of rules of origin for memory chips with potential consequences for future dumping cases and Japanese and US chip-manufacturing investment in the Community.

Any product accepted as European automatically escapes anti-dumping duties, tariffs or quotas. In the past, the Commission has defined country of origin of a good as that where "the last substantial transformation or operation that is economically justified is performed".

Pressure to define this more exactly, and restrictively, has been building up since 1986 when the Commission launched a dumping investigation into Japanese memory chips.

Yesterday, the Commission said it would regard the country where "diffusion – the operation that makes the integrated circuit intelligent" takes place, as the country of origin for the circuit or chip.

Diffusion, which etches circuits on to blank wafers, is the most costly and complex part of making chips. With the Commission inquiry into Japanese chip dumping still incomplete, there are no current restrictions on imports of integrated circuits.

Should the EC impose a duty, Japanese companies will be under pressure to set up diffusion plants in Europe, to avoid the duty. Their European rivals would welcome any curbing of the assembly in Europe of low-cost chips made in Japan.

Some legal experts have criticised the Commission for using the "most", rather than the "last", substantial process to define origin.

The Ricoh case stems from a 1985 dumping complaint against it and a subsequent 20 per cent dumping duty on copiers direct from Japan.

The Commission has accused the Japanese company of circumventing the duty by stepping up sales to Europe of copiers assembled in California. Ricoh yesterday claimed the purpose of its exports from California to Europe was "product specialisation and division of labour, not circumvention".

The Brussels executive now says these copiers are essentially of Japanese, not US, origin, and thus liable to the duty – a decision needing ratification by the EC Council of Ministers.

# US agonises over patents rules

## Lawyers believe Washington may have to amend its trade laws

**Peter Montagnon** and **William Dullforce** on a report which has proved so embarrassing that it has been kept secret for two months

THE US faces some anxious moments in the General Agreement on Tariffs and Trade (Gatt) tomorrow when the trade organisation's council debates a critical report on the way Washington handles patent infringement cases involving foreign companies.

A Gatt disputes panel, convened at the behest of the European Community following a dispute between Akzo and Du Pont over synthetic fibres, has found US patent procedures discriminate against foreign companies, denying them rights available to domestic defendants.

Legal experts believe that ultimately the US may be forced to amend trade legislation passed last year to comply with the report. It has proved so embarrassing to the US that its contents have been kept under wraps for more than two months.

The panel report does not criticise US patent law in itself, or seek to identify specific cases where the US has unfairly levelled charges of patent infringement against foreigners. But its statement that the procedures for reaching these determinations are discriminatory has confronted US policy-makers with an agonising dilemma.

On one hand, the US is engaged in trying to make the Gatt dispute settlements procedures more effective. Many Gatt members are growing impatient with US demands for new multilateral rules in areas such as intellectual property while it continues to defend its own interests with unilateral trade action. The need to show support for Gatt would argue for it bowing to the report's recommendations.

On the other hand, the idea of trying to persuade a militant Congress to change a law it voted only last year to tighten is anathema.

At the end of its report, the panel recommends the US be requested "to bring its procedures applied in patent infringement cases bearing on imported products into conformity with its obligations under the Gatt".

It said these procedures, embodied in Section 337 of the trade law, were discriminatory. This clause mandates the International Trade Commission (ITC) to adjudicate on foreign patent infringements, an activity carried out only by federal courts in cases where the defendant is a US company.

ITC involvement gave plaintiffs a right to choose in which forum to attack foreign products, while they had no such choice in domestic cases. Sometimes foreign defendants had to argue their case before both the ITC and a federal court, whereas domestic defendants did not have to fight on two fronts.

More important, the report said ITC procedures did not allow defendants to lodge counter-claims and were subject to strict time limits – according to US lawyers, federal courts can take as long as four years to hear patent cases.

Unlike federal courts, the ITC can issue a general exclusion order from the US market against products which infringe US patents. This would be automatically enforced by the US Customs Service.

"If this report is accepted, I think Section 337 is a dead letter," said one specialist Washington lawyer. The Bush Administration, for its part, has given no public hint of how it will reply to the report.

But in a note to EC member states last week, it indicated it would initially try to delay adoption of the report, if not block it, because of its wide ramifications in the area of intellectual property, which includes trademarks as well as patents.

One option for the US would be to block the report in the Gatt Council, but this would invite criticism that it was not prepared to respect Gatt rulings. The panel drawing up the report was a distinguished one, including Prof. Andreas Lowenfeld of New York University School of Law and Mr Pierre Pescatore, a former European Court judge, with no dissenting arguments.

If the US accepts the report, it is implicitly committing itself to changing its legislation at a time when Congress remains militant in trade matters.

Only last year it voted to tighten Section 337, principally by removing the requirement that plaintiffs had to prove injury. The Gatt panel verdict was based on the old version of Section 337 but nothing in the new version appears to alter the weight of its findings.

One US lawyer believes the US will eventually have to look for a package solution in the framework of the Uruguay Round. This would involve balancing stricter general rules on intellectual property and tighter Gatt disputes settlement procedures with an end to discriminatory Section 337 procedures on patents and modified federal court procedures.

Congress might be persuaded to accept such a package but this begs the question of how the US will ride out the intervening period.

Assuming the panel report is adopted by Gatt, the US would find it hard to continue using present ITC procedures. Gatt rulings do not carry the force of law in the US, so ITC hearings would continue.

The President can disallow ITC findings of intellectual property right infringement. If so, it would be highly unpopular with US industry.

Then there is the question of the 20-odd exclusion orders in force against foreign products because of ITC rulings. The ITC has no legal power to revoke them, neither does the President once they are in force.

This could lay the US open to demands in Gatt for compensation from companies whose countries find their products barred from the US market because of affirmative ITC findings of patent infringement.

Whichever way the US looks, its path is strewn with difficulties.

# Tight rein to be kept on banks in Britain

By David Lascelles, Banking Editor, in London

THE Bank of England will continue to set demanding regulatory standards for banks operating in Britain despite complaints that these could drive business out of London to more hospitable centres in continental Europe.

This message was delivered last night by Mr Robin Leigh-Pemberton, the Governor, in a toughly worded speech to many of the world's most senior bankers attending a dinner in London's Guildhall.

The Bank, he said, intended to pursue its role as an international pace-setter in regulatory matters, such as the recent international agreement on capital convergence, and growing moves to draw EC banking into a single market.

He said he was not persuaded by arguments that UK banks were being made to bear the brunt of new rules and regulations. The Bank was not trying to be first, he said, but to understand the risks now facing banks.

"We will continue to seek greater equality in the marketplace," he said, "but at the same time we believe that London benefits from operating as a mature and well-regulated centre. Equality does not mean the pursuit of the lowest common denominator: standards can and should be levelled up where this is appropriate."

Mr Leigh-Pemberton said that the liberalisation of the EC financial markets by 1992 would pose challenges for London as other European centres become more innovative and efficient. But while London could not expect to monopolise the capital market of Europe, he thought it could maintain and even enhance its position as an international financial centre.

"The past decade – contrary to the fears of some – has seen a great strengthening of our role, and I see no indication of any gravitation away from London – if anything the reverse." London's particular strength, he said, was that it had achieved the "critical mass" necessary to function as a world centre.

But Mr Leigh-Pemberton warned against expecting rapid progress towards monetary union in the EC as a result of the work of the Delors Committee of central bankers, of which he is a member. Although the committee is looking at the technicalities of closer financial union, it also raised "fundamental questions" about the nature of the EC, he said. Because of that, he advocated a gradualist approach.

The Governor's speech, delivered to the Overseas Bankers Club, reaffirmed the cautious stance which the Bank has recently been adopting towards the more far-reaching proposals for EC integration.

Although the Bank has always shown stronger support for the European Monetary System than the British Government, it has become increasingly wary of dramatic institutional change. Mr Leigh-Pemberton's remarks seemed intended to damp down some of the expectations aroused by the Delors initiative.

THE LEX COLUMN

# Any excuse for a breather

Yesterday was a bad day for the conventional wisdom. The dollar failed to achieve the widely expected rally following the G7 meeting, and the revised UK retail sales figures showed the consumer did not spend any less in December, after all. The market's response to the latter was also unexpected: equities took it badly, but sterling – which at another time might have welcomed the prospect of continued monetary restraint – fell by half a point on the trade weighted index.

Unravelling the whole thing is not impossible, however. Everybody was so long of the dollar over the weekend that it would have taken more than a hint from G7 that domestic inflation is number one priority to push it up further. Indeed, the dollar now looks a little vulnerable: with the market so confident that the Fed will tighten policy later this week, any evidence to the contrary could be taken badly indeed.

Meanwhile, the small revision to the UK retail sales numbers is probably best ignored. Arguably, equities had got far too excited about lower interest rates, and yesterday's 26 point fall in the market was some sort of a rethink; more likely, though, the numbers simply served as an excuse for an overdue correction.

In fact, yesterday's numbers do not alter the chances of the usual Budget-time base rate cut. The message from the economy still points to a gentle slowing of demand, perhaps not enough to justify lower rates quite yet, but plenty to furnish Mr Lawson with an excuse to move, if that is what he is after. The main danger of cutting rates remains the effect on sterling, and yesterday's fall was not encouraging. If that is what happens when German money market rates rise a little, narrowing the interest rate gap to a mere 6.5 points, imagine what would happen if UK rates were marching off in the opposite direction.

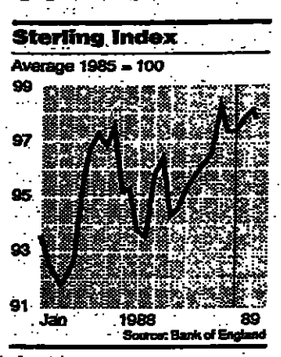


## Plessey

While Plessey's indignation over the revised GEC/Siemens plan will be partly a matter of form, it seems clear that the grand design for 1992 has given place to a good old-fashioned carve-up. The general effect of the realignment is to put GEC and Siemens not in partnership, but in outright competition. Indeed, the arrangement might still not be quite enough for the UK Ministry of Defence: GEC is to take sole charge of Plessey's naval business, thereby presumably putting paid to any last hopes that Plessey might set up as a competing supplier of torpedoes.

The market's response was to put the Plessey price up just 2p to 246p, a penny above the price GEC/Plessey last paid in the market. This does not imply that a bid will succeed at that level; it is rather a compromise between hopes of 275p or so, and fears of maybe 200p should the bid be blocked. Nor is it implied that a renewed bid would fail; all the market cares about now is the cash.

## S&W Berisford

AB Foods, Berisford's biggest shareholder, will be taking on a tangled job at the Berisford AGM today. In challenging the conduct of the $600m-plus hostile bid for the US company Universal Foods, ABF will argue that the off-balance sheet vehicle used for the bid is a controlled non-subsidiary of Berisford. The full gearing effect – which would be astronomical – should therefore be shown in Berisford's accounts, and the bid should be voted on by shareholders. ABF is also understandably upset by the so-called "poison partnership" arrangement, under which a takeover of Berisford, and the removal of its directors, could hand control of Universal to Berisford's US partners.

These arguments are presently the subject of a US court case, which will not be ruled on until the end of this week, and even then will doubtless be appealed. Berisford, meanwhile, stoutly rebuts ABF's case: Universal, despite being a commodity food business rather like Berisford, is not a strategic acquisition, but an asset trading play being effected through a joint venture set up for such US deals a couple of years ago. As for the poison partnership, it applies equally to all deals done by the venture, and was in place before ABF bought its stake, if it had only cared to look.

If it comes to a showdown, it is unclear who will have the ammunition. Against ABF's 24 per cent stake, the directors can muster around 15 per cent: and Mr Larry Goodman, who may or may not be a Berisford supporter, now has 7 per cent more. Allowing for the odd share or two in friendly hands – and remembering that the institutions have mostly tiptoed away by now – it may turn out that the company's defences are sufficient. This scarcely seems satisfactory, but it could be argued that Berisford shareholders always knew what to expect.

## NFC

Putting a sensible value on NFC was never going to be easy, and most of the London market-making community made it clear yesterday that it was not prepared to try. None the less, the shares seem to have shaken off their early delusions of grandeur with relative ease: 275p came back smartly to nearer 250p, and the stock ended the day at a perfectly defensible 248p.

That may look like quite a lot more than the 200p which was the stuff of reasonable expectation only a month or so ago. But the market as a whole has certainly done its bit to frustrate reasonable expectations over the past month, so it is scarcely surprising to see NFC getting in on the act.

True, yesterday's market seemed to think that NFC deserved a premium to the overall market rating: a prospective p/e of around 14 would put NFC 10 per cent or so ahead of the pack. But this, too, is not difficult to defend - even without putting undue emphasis on the obvious scarcity value of the shares. Earnings growth may be forecast to slow to only 20 per cent from a compound rate of 34 per cent over the past five years, but that should put NFC comfortably ahead of the market average even so. And the wild card of the company's Kings Cross property interests should not be ignored.

Given the past earnings record of NFC, nobody is underestimating the value of the company's highly motivated, share-owning workforce. And luckily for NFC, 248p does not look high enough to persuade them to spoil things by bailing out in large numbers.

# Moscow fails in Afghan talks

Continued from Page 1

River into the Soviet Union yesterday, making a ceremonious return to try to hide the military humiliation which it represented. A large part of the 20,000 troops that were remaining in the west made their way northwards towards the Soviet border town of Kushka last night, indicating that most of the west and south of the country is now clear of Soviet soldiers.

Before leaving Pakistan Mr Shevardnadze said the Soviet Union had always always supported the idea of a shura (consultative assembly) to decide the future government of Afghanistan but only if it included the PDPA, which he described as "the largest and most organised force in Afghanistan" and said was ready for far-reaching compromise.

# UK water companies defiant

By Richard Evans in London

BRITAIN'S private water companies were defiant last night after being summoned to a meeting today with Mr Michael Howard, Environment Minister responsible for the water industry, to explain their decision to raise water charges by between 30 and 50 per cent from April 1.

Mrs Margaret Thatcher, Prime Minister, has instructed Mr Howard and Mr Nicholas Ridley, Environment Secretary, to sort out the public relations disaster that has resulted from the charges announcement.

Opposition leaders and trade unions with members in the water industry have been elated by the big rise in charges announced by the 29 statutory water companies. They argue that it disproves the Government's claim that privatisation will not lead to higher prices.

Mr Howard is determined to persuade or cajole the companies to reduce the increases and come into line with the average of 9.8 per cent agreed last week by the 10 water authorities who are to be privatised in November.

But there is no sign that the companies will heed the Government's pleas. Directors and officials argued that ministers had no control over the private sector companies; that the increases were the direct result of the Government's proposals for the new regulatory system after flotation; and that they were vital to pay for capital investments.

Mr Howard sought to deal with another potential privatisation difficulty yesterday when he met Mr John Major, Chief Secretary to the Treasury, to argue that privatised authorities should not have to pay a £5 a day ($8.65) penalty to consumers for failing to provide a water supply if the cause was strike action.

The proposal has been backed by the Treasury but the industry argues that it would put too powerful a weapon in the hands of trade unions and could bring companies to their knees within weeks.

Michael Cassell writes: In the House of Commons yesterday, the Government moved to cut short further consideration of the bill amid signs of mounting anxiety on the Tory backbenches over the Government's handling of its privatisation plans.

Mr John Wakeham, Leader of the Commons, repeated government claims that its privatisation plans did not justify the scale of price increases suggested.

# The first of the last pull out of Afghanistan

Continued from Page 1

decorate the Kalashnikovs for the cameras, and others armed with telegram pads, noting down messages to their loved ones. One old babushka found her grandson in the mob, only to be instantly overwhelmed by the dedicated assault troops of television crews determined to get pictures of their tearful reunion.

"We salute you, soldiers of the motherland," the welcoming slogans cried. "You have done your internationalist duty." Yet it was only really a token show: some 300 men of the Aleksandrnevsky Regiment in 60 armoured cars and a couple of airborne tanks, cleaned up for the occasion. Dozens of much dustier convoys will have to follow in the next few days to bring the last 20,000 Soviet troops out of Afghanistan by the deadline

It was certainly not an occasion for any admissions of doubt or guilt. "We were ordered to go and we went," said one young private, asked if he worried about fighting a war now called in question back home. "We are just soldiers doing our duty."

"We went there to help them," said Captain Aleksandr Pavlenko, "now the Afghans will have to help themselves." One man said he would go back to fight "any time," but it seemed a hollow boast in the current climate.

Continual claims of violating the Geneva agreement by the Afghan guerrillas have not delayed the Soviet retreat. The speeches had an old-fashioned ring and no one dared echo the words of Mr Mikhail Gorbachev, the Soviet leader, to the Moscow Communist Party, when he described the Afghan incursion as an "old sin."

But why did it all go wrong in spite of the sun and the slogans? The last word belonged to an Afghan veteran who came down from Moscow to welcome them home. "What can I say?" 24-year-old Yegor Bashev asked. "The same thing happened to the British before."

## WORLD WEATHER

| | | °C | °F | | | °C | °F | | | °C | °F | | | °C | °F |
|---|---|---|---|---|---|---|---|---|---|---|---|---|---|---|---|
| Ajaccio | S | 14 | 57 | Dubrovnik | S | 13 | 55 | Malta | F | 13 | 55 | Rhodes | S | 14 | 57 |
| Algiers | S | 15 | 59 | Edinburgh | F | 13 | 55 | Manchester | C | 13 | 55 | Rio de Jo | R | 28 | 82 |
| Amsterdam | C | 11 | 52 | Faro | S | 14 | 57 | Manila | F | 32 | 90 | Rome | S | 13 | 55 |
| Athens | C | 12 | 54 | Florence | S | 08 | 46 | Melbourne | C | 27 | 81 | Salzburg | F | 07 | 45 |
| Bahrain | F | 19 | 66 | Frankfurt | C | 03 | 37 | Mexico City | F | 24 | 75 | San Francisco | F | 09 | 48 |
| Bangkok | F | 32 | 90 | Funchal | C | 15 | 59 | Miami | F | 25 | 77 | Seoul | F | 06 | 43 |
| Barcelona | S | 14 | 57 | Geneva | C | 02 | 36 | Milan | Fg | 00 | 32 | Singapore | C | 32 | 90 |
| Beirut | F | 15 | 59 | Gibraltar | C | 14 | 57 | Montreal | C | -8 | 18 | Stockholm | C | 08 | 46 |
| Belfast | R | 12 | 54 | Glasgow | R | 11 | 52 | Moscow | C | 03 | 37 | Strasbourg | C | 07 | 45 |
| Belgrade | C | 03 | 37 | Guernsey | C | 11 | 52 | Munich | S | 11 | 52 | Sydney | C | 25 | 77 |
| Berlin | C | 08 | 46 | Helsinki | C | 03 | 37 | Nairobi | C | 23 | 73 | Taipei | C | 22 | 72 |
| Biarritz | C | 09 | 48 | H Kong | C | 17 | 63 | Naples | S | 14 | 57 | Tangier | C | 12 | 54 |
| Bombay | - | — | — | Innsbruck | S | 10 | 50 | Nassau | F | 27 | 80 | Tel Aviv | F | 16 | 61 |
| Bordeaux | S | 10 | 50 | Inverness | R | 12 | 54 | New Delhi | F | 24 | 75 | Tenerife | C | 19 | 66 |
| Brussels | C | 12 | 54 | Islamabad | F | 18 | 64 | New York | C | -3 | 27 | Tokyo | F | 12 | 54 |
| Budapest | C | 05 | 41 | Istanbul | C | 09 | 48 | Nice | S | 13 | 55 | Toronto | C | -8 | 18 |
| B. Aires | C | 31 | 87 | Jakarta | R | 30 | 86 | Nicosia | F | 16 | 61 | Tunis | F | 15 | 59 |
| Cairo | F | 18 | 64 | Jersey | C | 11 | 52 | Oporto | S | 14 | 57 | Valencia | F | 14 | 57 |
| Cape Town | S | 30 | 86 | Jo'burg | F | 21 | 70 | Oslo | F | 07 | 45 | Venice | Fg | 02 | 36 |
| Caracas | C | 24 | 75 | Lima | F | 28 | 83 | Paris | C | 11 | 52 | Vienna | C | 09 | 48 |
| Casablanca | S | 13 | 55 | Lisbon | F | 16 | 61 | Peking | C | 01 | 34 | Warsaw | R | 05 | 41 |
| Chicago | C | -08 | 18 | London | F | 15 | 59 | Prague | C | 05 | 41 | Washington | C | 01 | 34 |
| Cologne | F | 11 | 52 | Los Angeles | F | 12 | 54 | Reykjavik | Sn | -1 | 30 | Zurich | S | 08 | 46 |
| Copenhagen | C | 07 | 45 | Luxembourg | Fg | 05 | 41 | | | | | | | | |
| Corfu | S | 16 | 61 | Madrid | F | 12 | 54 | | | | | | | | |
| Dallas | C | -8 | 18 | Majorca | S | 15 | 59 | | | | | | | | |
| Dublin | C | 13 | 55 | Malaga | F | 15 | 59 | | | | | | | | |

Readings at mid-day yesterday

C-Cloudy D-Drizzle F-Fair Fg-Fog H-Hail R-Rain S-Sun Sl-Sleet Sn-Snow T-Thunder

# Banks intervene to stop dollar climb

Continued from Page 1

The FMOC meets amid widespread expectations that the central bank will nudge short-term interest rates another notch higher.

The bond market was closely watching the Fed's money market operations but its actions gave no clear signal of another tightening move.

The Fed announced a three-day operation to drain funds from the money market which some bond analysts saw as a sign of tightening but others felt was technical.

The firmness of the dollar is, however, regarded in New York as a significant impediment to any aggressive tightening in monetary policy.

This is because a further appreciation in the dollar would add to the discomfort felt in the non-US Group of Seven about its current strength.

There have also been tentative signs that the strength of the dollar is beginning to erode industrial competitiveness but not dampen down consumer demand, the worst possible combination for further improvement in cutting the US trade deficit.

Bond prices closed only modestly lower amid caution ahead of the FOMC meeting as well as today's three-year bond auction.

Sterling was weak against other currencies, falling 1¼ pfennigs against the D-Mark to DM2.2550. It closed at $1.7330 against $1.7415 on Friday and was 0.5 lower at 97.3 on the Bank of England's trade-weighted sterling index.

Lex, Page 20; Markets, Section II

THE WORLD OF TI

# The New TI

TI's old amorphous "cycles to kettles" spread of businesses has long since disappeared, replaced by a number of international specialised engineering businesses operating in selected niches on a global basis.

Two action-packed years of restructuring in line with the strategy announced in March 1987, involving acquisitions and divestments totalling well over £1 billion, means that TI enters 1989 with the following companies in its portfolio.

**John Crane**
World leader in mechanical seals. The main international seal business is now branded John Crane worldwide. Ropac is the recent French mechanical seal acquisition. Deep Sea Seals specialises in marine stern shaft seals and Lapmaster International in lapping and polishing equipment.

**Bundy International**
World leader in small diameter tube. The business is soon to carry the famous Bundy name worldwide. The eight companies at present operating under their original names are:
Fulton (TI) and TI SDT, UK
TI Steel Strip & Tubing, Belgium
TI Eurotube, France
Nuovi Tubi Brindisi and
TI Eurotubi, Italy
TI Eurotubo, Spain
Titeflex Corporation, USA

**Thermal Technology**
With the acquisition of Thermal Scientific plc, TI extended its world leader business in vacuum and atmosphere heat treatment and brazing equipment into high temperature, sintering and laboratory furnaces. Before the acquisition the Thermal Technology group comprised Abar Ipsen in the US and Ipsen Industries in Germany, together with three sales subsidiaries in France, Sweden and the UK. The nine new operating companies are: Thermal Processing Group, Torvac Furnaces and Wentgate in the UK and, in the US, Centorr Associates, Vacuum Industries Inc, Wentgate Dynaweld and the three operations of Ebtec Corporation.

**Aerospace**
TI leads the world in forming precision rings in exotic alloys for aero and gas turbine engines. Ring makers are King Fifth Wheel's Mountaintop Division and Tru-Form Inc in the US and TI Reynolds Rings in the UK. Machining is handled by NCI and Valley Manufacturing in the US and by KFW Canada.

**Desford**
TI Desford is European leader in bearing tube and hollow bar machining stock.

**Smaller Specialists**
TI's smaller businesses all hold strong positions in their markets. Interlock, Wichita and Matrix Engineering manufacture industrial clutches and brakes; Apollo is a leading manufacturer of golf shafts and javelins; Reynolds 531 is known worldwide as a producer of cycle tube; Hollow Extrusions specialises in components for hydraulic and defence applications; Accles & Pollock is a famous name in nuclear and aircraft tube.

In addition, TI's greatly reduced automotive interests now comprise: Cox seats and adjustment mechanisms; the Amortiguadores (APA) joint ventures with Kayaba making suspension struts in the UK and Spain; the Variform structural components business in Canada; and the Nihon joint ventures supplying silencers to Nissan in the UK and the Netherlands.

**The Essence of the New TI**
TI today is a specialised engineering group making critical components for customers operating in major international industries and reliant upon a worldwide aftersales service capability.

TI's key businesses already command positions of sustainable technological and market share leadership. Management attention is now focusing closely on the smaller specialists to identify businesses capable of being developed into niche leadership.

Not just Number 1 in Plumbing Supply
WOLSELEY



FINANCIAL TIMES
# COMPANIES & MARKETS
Tuesday February 7 1989

DOUGLAS CONSTRUCTION GROUP

## INSIDE


### Satisfaction for rolling Stone



Five years ago, Stone Containers may not have had "a nickel to its name" as one analyst put it, but the Canadian family concern has since grown at a rapid rate under the aggressive expansion policies of Mr Roger Stone, company chairman. Thus its ambitious bid for Consolidated-Bathurst seems a logical step in the company's strategy. But taking on such a giant as Bathurst is not without its price. Deborah Hargreaves and David Owen report. **Page 22**

### Probing Plessey's thin red line

It is getting more like a chess game than a bid battle. GEC and Siemens' push for control of Plessey has already set a number of precedents in both hostile and defensive tactics. But the predators returned to the fray yesterday with another unusual move – one surprising enough to have Plessey fulminating about "outrageous and unacceptable tactics." **Page 29**

### Investors flow to the Pacific

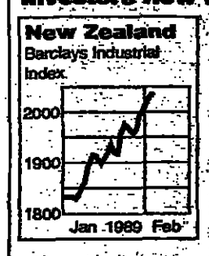


The smaller Asia Pacific stock markets stepped into the spotlight last week, out-performing the FT-Actuaries World Index as many European bourses took a breather from rapid expansion. New Zealand raced ahead with a rise of 6.8 per cent in sterling terms, and Hong Kong followed in hot pursuit, ending the week with a 6.3 per cent increase. In Europe, where interest rate worries pervaded, the UK outshone its continental neighbours with further strong gains. **Page 46**

### Coal mine into a gold mine

A mere minnow in comparison to British Coal it may be, but stock market debutante Europa Minerals believes it is in a position to offer the cheapest source of fossil fuel in the UK. Europa says it can undercut its giant rival's prices by at least £10 per tonne. With coal privatisation expected to follow that of electricty, Maurice Samuelson explains how the company is in an expansionist mood. **Page 30**

### UK lags in anti-crime drive

Back in 1982, few people thought that the drive to root out insider dealing in the US would have such widespread results – the Boesky scandal in 1986 involved several leading Wall street bankers and firms. The French authorities have also been aggressive in their insider investigations. But the UK, by contrast, appears to lack enthusiasm in the international crackdown on insider dealing. Clive Wolman looks at investigations in France, the US, and Japan. **Page 28**


### Market Statistics


| | | | |
|---|---|---|---|
| Base lending rates | 42 | London share service | 40-41 |
| Benchmark Govt bonds | 28 | London traded options | 28 |
| European options exch | 42 | London traditl. options | 28 |
| FT-A indices | 28 | Money markets | 42 |
| FT-A world indices | 42 | New int. bond issues | 27 |
| FT Int bond service | 27 | World commodity prices | 34 |
| Financial futures | 42 | World stock mkt indices | 43 |
| Foreign exchanges | 42 | UK dividends announced | 29 |
| London recent issues | 28 | Unit trusts | 38-39 |


### Companies in this section


| | | | |
|---|---|---|---|
| Amax | 22 | JSB Electrical | 29 |
| Bang & Olufsen | 24 | Koor Industries | 25 |
| Banque Paribas | 30 | LTV | 22 |
| Blue Arrow | 29 | Lex Service | 29 |
| Bond Corporation | 26 | Manville Corp | 22 |
| Burlington Resources | 22 | Marine Adventure | 29 |
| Cerus | 24 | Meggitt Holdings | 31 |
| Champion Spark Plug | 22 | Miss World Group | 31 |
| Chestergate Group | 30 | Nestlé | 24 |
| Compass Group | 31 | Oldway Property | 29 |
| Consol Bathurst | 22 | Pennzoil | 22 |
| Cooper Industries | 22 | Piccadilly Radio | 31 |
| Deckel | 24 | Platon International | 29 |
| Dumenil-Leblé | 24 | Printech Int'l | 30 |
| El Al | 26 | Ringier | 24 |
| Elf Aquitaine | 24 | SGS-Thomson | 24 |
| Emess | 29 | Sampo | 24 |
| Enso-Gutzeit | 26 | Spimaco | 26 |
| Excalibur Group | 30 | Stone Container | 22 |
| Fletcher Challenge | 26 | Sunnmörsbanken | 28 |
| GKN | 30 | Telfos | 30 |
| Glynwed Int'l | 30 | Ultramar | 30 |
| Hafslund Nycomed | 24 | W.A. Krueger | 24 |
| Hambros | 31 | Waterglade Intl | 29 |
| Hicking Pentecost | 30 | Waverley Cameron | 29 |
| Howard Holdings | 30 | West Point-Pepperell | 24 |


### Chief price changes yesterday

**FRANKFURT (DM)**

| | | | | | | | |
|---|---|---|---|---|---|---|---|
| **Rises** | | | | Telemech | 4540 | + | 284 |
| MAN | 269.5 | + | 14 | Elf Certa | 370 | + | 19 |
| Bilfinger & B | 361 | + | 21 | **Falls** | | | |
| Mannesmann | 225 | + | 10.5 | Intertechnique | 1560 | – | 77 |
| BASF | 297.5 | + | 9.5 | Moulinex | 132.3 | – | 6.3 |
| D'sche Babcock | 171 | + | 4 | GTM-Entrepose | 1168 | – | 52 |
| **NEW YORK ($)** | | | | **TOKYO (Yen)** | | | |
| **Rises** | | | | **Rises** | | | |
| Burlington Res | 46⅞ | + | 9⅛ | Hazama-Gumi | 1350 | + | 200 |
| Champ Spk Plug | 22⅞ | + | 3 | Shimo Const | 1180 | + | 170 |
| Fonmica | 20¾ | + | 4 | Sato Kogyo | 1900 | + | 240 |
| RWC Dist | 24 | + | 5 | Fujita | 1250 | + | 150 |
| Pennzoil | 83⅝ | + | 1⅞ | **Falls** | | | |
| **Falls** | | | | Sato Shoji | 1060 | – | 80 |
| Compaq Comp | 73¼ | – | 1¼ | Pokka | 2250 | – | 160 |
| **PARIS (FFr)** | | | | | | | |
| **Rises** | | | | | | | |
| BHV | 570 | + | 48.8 | | | | |

New York prices at 12.30.

**LONDON (Pence)**

| | | | | | | | |
|---|---|---|---|---|---|---|---|
| **Rises** | | | | **Falls** | | | |
| Burmah Oil | 562 | + | 6 | Brit Aerospace | 524 | – | 10 |
| ERF (Hldgs) | 453 | + | 7 | Brit Telecom | 280 | – | 7 |
| Eurotunnel Uts | 780 | + | 17 | GKN | 354 | – | 7 |
| GUS A | 1102 | + | 14 | Hawker Sidd | 636 | – | 11 |
| Health Care | 89 | + | 9 | ICI | 1189 | – | 6 |
| Hunterprint | 269 | + | 20 | Jaguar | 319 | – | 8 |
| Linread | 138 | + | 8 | Prudential | 176 | – | 8½ |
| Low & Bonar | 267 | + | 14 | Racal Elec | 340 | – | 8½ |
| Mayborn | 78 | + | 8 | Reed Intl | 442 | – | 15 |
| Menzies (J) | 354 | + | 10 | THORN EMI | 723 | – | 10 |
| Ricardo | 144 | + | 6 | Wand White | 236 | – | 10 |
| Weir Group | 284 | + | 7 | | | | |

# Berisford role in US bid queried

By Clare Pearson in London

S&W BERISFORD, the British sugar processing and commodities group, could come under fire from shareholders at today's annual general meeting amid emerging concerns about the company's role in a $643m hostile takeover bid for Universal Foods, a US food products company.

Associated British Foods, the UK milling and baking company which owns 23.7 per cent of Berisford, is concerned that shareholders have not been consulted about Berisford's role in the bid, which has been mounted by a subsidiary of a US company in which Berisford has a significant interest.

According to US stockbroker Prudential Bache, Berisford may putting up 30 per cent of the bid consideration.

ABF is also worried by Universal's allegation – contained in documents filed in a federal court case in Wisconsin – that Berisford's role in the US bid could act as a "poison pill" to discourage a change of ownership at Berisford itself.

However, Mr Philip Aaronberg, Berisford finance director, said yesterday: "This takeover is not germaine to Berisford shareholders. It is not a Berisford matter."

He added: "The arrangement between ourselves and partners that Universal is claiming amounts to a 'poison pill' is not relevant to this transaction."

In court documents, Universal called attention to Berisford's stated plan to diversify from dependence on its British Sugar subsidiary, the beet processor which dominates the UK sugar market.

Universal itself makes and distributes cheese, yeasts, frozen foods and colourings.

The dispute has blown up as Berisford once more finds itself in the speculative spotlight.

The UK company announced yesterday that Mr Larry Goodman, chairman of Irish food processing concern Goodman International, had increased his stake to 6.91 per cent.

Universal is facing a hostile cash offer from Amanda Acquisition Corporation, a subsidiary of High Voltage Engineering, in which Berisford, as a limited partner, has an interest of slightly under 50 per cent.

According to Universal, Berisford is providing up to $185m worth of subordinated debt and preferred stock, as well as part of $10m in equity financing for the Amanda bid.

Under UK regulations, a company in Berisford's position would not be required to seek shareholders' approval for the offer, nor take its financial exposure on to its balance sheet.

However, Universal is claiming in the US court proceedings that Berisford is the real entity behind the bid, and is in contravention of US company takeover legislation in failing to declare itself as such.

The main focus of ABF's worries is believed to be the arrangement between affiliates of Berisford and of Mr Clifford Press and Mr Laurence Levy, known as the Hyde Park Partners Agreement.

This was entered into after Mr Levy and Mr Press took control of High Voltage early last year.

Lex, Page 24

# Phillips & Drew quits Blue Arrow on eve of results

By Philip Coggan in London

PHILLIPS & DREW has resigned as stockbroker to Blue Arrow, the day before the announcement of the UK employment company's results for the year to October 31 1988. The broker said it had taken the decision because of its lack of contact with the group's new management.

The move follows a boardroom coup last month when Mr Tony Berry, the man who built Blue Arrow into the world's largest employment services group, was ousted from his executive responsibilities. Mr Mitchell Fromstein, the former president of Manpower, the US employment agency taken over by Blue Arrow, took his place as chief executive.

A Phillips & Drew spokesman said that "despite numerous attempts to establish a relationship with the new management, we have failed to do so." Phillips & Drew added that it had sent several letters to Mr Fromstein, who had failed to reply. "We haven't had the access to the chief executive that we need to do our job," he added.

Mr Fromstein said that Phillips & Drew's resignation had "saved us the trouble" of firing the broker. "The board of directors has felt for some time the relationship wasn't productive," he added, although he felt the move was "oddly timed." Mr Fromstein also said he had spoken with Phillips & Drew's chief executive as recently as last Monday.

On the same day, Blue Arrow delayed the announcement of its preliminary results for seven days, but although Phillips & Drew informed the Stock Exchange of the hold-up, it says it was not given any explanation by the company.

The resignation follows a long period of strained relations between Blue Arrow and its broker. First, Phillips & Drew analysts cut their forecast for the group's annual profits to £80m ($139m), having predicted £110m at the time of the bid for Manpower in the autumn of 1987. This upset Mr Berry, who felt the announcement of the changed forecast was badly-timed, as he was out of the country.

Subsequently, it was revealed that UBS, Phillips & Drew's parent company, had taken shares in the placing which followed the Manpower takeover.

It has also been alleged that Phillips & Drew itself took a stake of just under 5 per cent, although the broker has no comment on the subject beyond saying it no longer owns any shares.

Mr Berry, speaking last month before his replacement as chief executive, said the company's relationship with Phillips & Drew was under review.



Mr Heinz Branitzki, chairman of Porsche, the West German car manufacturer, feels the company has taken decisive steps towards recovery but says, "there is still a long way to go."

# Puncture repair after a high-speed blow-out

**Andrew Fisher** reports on the man charged with putting Porsche back in the sales fast lane

FOR THOSE who have regularly had to move over to let the lights-flashing, aggressively-driven Porsche sports car whip past on the autobahn, it comes as a bit of a shock to meet Mr Heinz Branitzki.

Aggression, style and panache may be essential ingredients to the company's marketing men, but the soft-spoken, chess-playing Porsche chairman presents a far more unflappable image as he sets about repairing the damage done by last year's sales blow-out in the US.

The 59-year-old former finance director moved into the top job at Porsche following the transatlantic upset, which dealt a severe blow to employee and investor morale.

Flanked by gleaming new Porsche models at a press conference in Ludwigsburg, West Germany, last month, his message was that Porsche had now reached a stage where: "We feel that we have taken the decisive steps on the long way up, although there is still a long way to go."

While hardly upbeat, the words were a strong contrast to the tone just over a year ago when Porsche said its US business – then accounting for some 65 per cent of the total – had slumped after the dollar's weakness and the stock market crash of October 1987.

What followed at Porsche were swingeing cost and labour cuts, a rapid reassessment of its model and marketing policy, and sharp reductions in output.

Preceding this comprehensive rethinking was the replacement by the low-key Mr Branitzki of Mr Peter Schutz, the extrovert, German-born American who had taken Porsche heavily into the lucrative US market, building up record profits in the process.

In its best period, the financial year to July 31 1985, Porsche notched up net profits of DM120m ($67m). But in 1987-88, these slumped to DM25m, half the level of the previous year.

The figures should be more pleasing this year. Although turnover dropped in the first five months from DM1.3bn to DM1.1bn, Mr Branitzki said he expected at least DM2.8bn for the full year after a 27 per cent decline in 1987-88 to DM2.5bn.

Analysts agree that Porsche, controlled by the Porsche and Piech families, with preference shares quoted on the stock market, is in better shape than a year ago. "It has turned itself around," says Mr Peter Müller, an analyst with Bayerische Hypotheken und Wechsel-Bank in Munich. "It has gone back to its original sales philosophy of providing high-priced, high performance, uncompromising sports cars."

Thus the company has dropped its cheap, by Porsche standards, four-cylinder 924 car – the "entry model" for first-time buyers is now said to be a second-hand Porsche. It has brought out upgraded versions of other models, notably of its perennially successful, six-cylinder 911 series, now a quarter of a century old and still the archetypal Porsche to many fans.

The new 911 Carrera 4, with four-wheel drive, looks basically the same, but its internal engineering is almost totally new.

In the last few days. Porsche has brought out another up-dated model, a sporty version of its eight-cylinder 928. With a top speed of 172 mph and acceleration from 0 to 60 mph in a little over five seconds, this is not for the average motorist. With this and other models, Porsche aims to secure its reputation for exclusivity, luxury and sheer road-loving fun. Hypo Bank's Mr Müller reckons this is the right way for the company to go.

"From the image aspect, this move away from the lower end of the market makes the company's position easier to defend. It's bad for its image if the driver of a DM100,000 model looks across the road and sees a Porsche for DM40,000."

As well as streamlining and improving its product range, the company is also giving greater attention to its dealer network in Europe and the US, putting the emphasis on specialisation rather than numbers.

"Porsche has gone significantly up-market again," notes Mr Stephen Reitman, motors analyst with UK stockbroker Phillips & Drew. "Before, the starting price for US models was around $26,000. Now, it is $36,000 and buyers can go up to more than $85,000 with the 911 Turbo."

For the sportiest version, they can spend as much as $100,000. This upward shift also puts Porsche in better shape to resist growing Japanese competition in the US. Such competition, says Mr Branitzki, has to be taken seriously, though "it would take years" for Japanese models to attain the status of German cars.

Porsche's newly-engineered models are certainly giving it a much-needed lift, with production already sold out for 1989. Of the 32,000 cars Porsche hopes to sell this year, around a third will be from the up-graded range. But the company still has a strenuous recovery job on its hands. After the onset of its US problems, it slashed output in 1987-88 from 51,000 cars to 32,000.

In the calendar year 1988, said Mr Reitman, sales dropped by 33 per cent in the US and 15 per cent in Germany.

Badly burned by over-reliance on the US market, Porsche has cut the share of its total car sales going there to 45 per cent. It is still a tough market, says Mr Branitzki.

For this and next year, he reckons US sales will be fairly static at 15,000 to 16,000 cars. In this market, he quips, "the cherries are not yet ripe." However, Porsche has a useful legacy from its past successes in the shape of a strong cash balance, with no bank debt.

Thus it aims, ambitiously, to finance future spending from its own purse. Last year, 24 per cent of turnover went into capital investment, training, and research and development. Further evidence of financial strength – though also of the requirements of the family shareholders – came in Porsche's decision not to cut the dividend further.

Hence, asserts the cautious Mr Branitzki, "our accounts are just as solid as we Swabian businessmen like to see them." Again, the conservative industriousness associated with Swabia, the south-western region of Germany in which Porsche is based, forms a curious contrast with the racy cosmopolitanism of its marketing image.

Mr Branitzki also wearily dismisses the spate of rumours which have washed over the company. "I am tired of talking about whether we are going to collapse or be bought up." Not that the rumours will disappear overnight. Porsche is a desirable name for acquisitive motor groups. The controlling families, however, will not be selling – not while they are still led by the 79-year-old Mr Ferry Porsche, head of the supervisory board.

# NFC valued at £890m as shares close at 248p

By Clare Pearson in London

THE STOCK market debut of NFC, the UK transport and distribution group largely owned by its workers, got off to a spirited start yesterday with the shares opening at 250p and rising as high as 277½p in early dealings.

The shares had settled at 248p by the close, giving a market value for NFC – including the one-for-eight rights issue which accompanies its flotation – of about £890m ($1.5bn).

These levels were achieved in an extremely narrow market for the shares as the company has joined the market via an introduction, which is does not involve the issue of new equity. Early in January, before the intervening rise in the stock market, NFC had been expected to debut at about 200p.

Sir Peter Thompson, NFC's chairman, said he was delighted with the enthusiastic demand for shares, after spending the morning watching the early excitement from the dealing floor of Phillips & Drew Securities, co-sponsors to the flotation.

"All I can say is, I always thought this was a good company, and clearly the stock market thinks so too," he said.

But dealers now expect the shares to tread water as the market waits to find out how much selling emerges from existing shareholders in NFC.

Some dealers said the better-than-expected business which emerged in the shares during yesterday afternoon suggested NFC's shareholders were releasing more stock than the market had feared.

Lex, Page 20

# SGS-Thomson beats own targets to break even

By George Graham in Paris

SGS-THOMSON, the Franco-Italian semiconductor company, has beaten its targets and broken even in its first full year of existence.

The group, which is 50 per cent-owned by Thomson CSF, the French state-controlled defence electronics group, 45 per cent by Italy's state industrial holding company IRI and 5 per cent by its subsidiary IRI-Finmeccanica, made a small pre-tax profit of $2.2m, excluding non-recurring restructuring costs, on sales of $1.085bn. In 1987, the company lost $131.6m.

Mr Pasquale Pistorio, SGS-Thomson's chief executive, said the company had reached the three objectives set for it by its shareholders: completing the merger of the two semi-conductor operations, begun in the second quarter of 1987; reaching $1bn of sales; and breaking even by the end of the year.

The last objective had been well beaten, he said. After a loss amounting to 16 per cent of sales before the merger, SGS-Thomson continued to make a loss equal to 9 per cent of sales in the first quarter of 1988, but returned to break even in the second quarter. In the last quarter, the profit margin amounted to 8.1 per cent of sales, Mr Pistorio said.

SGS-Thomson, which claims second place in the European semiconductor market but first place in metal oxide semiconductor technology, needs to find answers in three strategic areas: 32-bit microprocessors, dynamic memories and the Japanese market, he added.

The first sector's problems will be solved if the company's preliminary agreement to buy Inmos, the UK chip manufacturer, is completed, as some industry experts expect it to be within two months.

Mr Pistorio said his company also needed to find answers in the other two areas by the end of the first quarter. These might take the form of strategic alliances, he said.

GET *MORE* FROM *YOUR* BUSINESS. BUY *IT.*



*If you are thinking about a Management Buy-out you need to think about 3i.*

*We have been investing in British businesses for more than 40 years. In recent years we have helped over 800 buy-outs to succeed and now we want to put the experience we have gained – and our funding – behind you.*

*For further information call 0635-523-325 or complete and post the coupon.*

*'BUY-OUT' THE VIDEO — FREE FOR A MONTH*

*The drama of a typical Management Buy-out on video. It takes you through a fictional buy-out – the excitement and the pitfalls – interspersed with expert advice and analysis from experienced professionals.*

*'Buy-Out' is available free of charge for a loan period of 28 days. If you decide to keep your copy, we'll debit your credit card account for the cost price of just £15.*

OFFICES IN: ABERDEEN, BIRMINGHAM, BRIGHTON, BRISTOL, CAMBRIDGE, CARDIFF, EDINBURGH, GLASGOW, GUILDFORD, HULL, LEEDS, LEICESTER, LIVERPOOL, LONDON, MANCHESTER, MILTON KEYNES, NEWCASTLE, NOTTINGHAM, READING, SHEFFIELD, SOUTHAMPTON, WATFORD.

*Send to:- 3i, FREEPOST, London SE1 8BR.* FT 070289

☐ *Please provide further information about Management Buy-outs.*

☐ *Please send me a copy of the 'Buy-Out' video. I understand that if I do not return it within 28 days, my credit card account will be debited for the price of £15.*

☐ *Access* ☐ *Visa* ☐ *Diners* ☐ *Amex*

*Credit Card No:*

*Expiry Date*

*Signature*

*Name*

*Position*

*Company Name*

*Type of Business* *Number of employees*

*Address (Home or Business)*

*Postcode* *Tel. No.*

3i *investors in industry*

*Regulated in the conduct of investment business by SIB*

# Pennzoil acquires resources stake

By James Buchan in New York

STOCK IN Burlington Resources, the energy and lumber group recently spun off by the Burlington Northern railroad company, rose sharply in heavy trading yesterday on reports that Pennzoil of Houston had quietly built a stake in the company.

Burlington Resources' market value soared more than 20 per cent in morning trading as reports were confirmed on Wall Street that Pennzoil had bought an 8 per cent stake in the gas-rich company.

Pennzoil, the Houston-based energy group known for its leading motor oil, has been looking for a big acquisition since receiving a $3bn cash payment last year from Texaco to settle a lawsuit.

The surge in Burlington Resources' share price, by $8½ to $47¾, comes amid growing interest among investors in the gas production and transmission industries. The fuel is seen increasingly as the best domestic alternative to dwindling US supplies of crude.

Last month, Coastal of Houston bid $2.6bn for its cross-town rival, Texas Eastern, in a bid to gain control of its pipeline network in the energy-hungry North-eastern US. Burlington Resources owns El Paso Natural Gas, which runs a 22,000 mile pipeline to the big California gas market. The company's Meridian Oil subsidiary has immense reserves of 2.87 trillion cu ft of gas, mostly in north-west New Mexico.

Pennzoil, a maverick company founded in the early 1950s by Mr Hugh Liedtke and the current US President, Mr George Bush, confirmed yesterday that it had amassed 8 per cent of Burlington Resources, a stake valued at noon yesterday at $570m. Pennzoil said it had started amassing the stake in December, when it bought stock in Burlington Northern which became eligible for shares in Resources as part of the spin-off.

Pennzoil said it bought the stake for "investment" purposes but few in Wall Street doubt Pennzoil has more ambitious intentions. Under the burly Mr Liedtke, Pennzoil pioneered unfriendly takeovers in the oil industry in the mid-1960s and, more recently, fought Texaco into bankruptcy when the much larger company trumped it in a deal with Getty Oil in 1984.

Pennzoil said it believes it can defer taxes on the the Texaco settlement, now diminished to about $2.5bn, if it sinks the money into a "Getty-like investment" by the end of next year. Mr Randal McDonald, who took over from Mr Liedtke as chief executive of Pennzoil last year, said recently he was looking for an acquisition, preferably a friendly deal, in the $3b to $5bn range.

Burlington Resources is more expensive. The company, which enjoyed profits before interest and taxes of $397.2m on sales of $1.69bn in the first nine months of last year, iscurrently valued in the stock market at over $7bn.

# Manville registers net profit of $89m

By Anatole Kaletsky in New York

**MANVILLE Corporation, the Denver-based building products group which was at one time the world's biggest asbestos producer, made a net profit of $89.1m or 73 cents a share from its continuing operations in 1988, compared with $157.1m or $1.31 the year before.**

**These results excluded the impact of a one-time charge of $1.29bn which Manville took in the fourth quarter of last year, when it emerged from the Chapter 11 bankruptcy.**

**Manville went bankrupt seven years ago in order to protect itself from a barrage of asbestos-related liability lawsuits. It was reorganised last November with most of its common stock going to a trust established to pay damages to an estimated 200,000 claimants injured by its asbestos products.**

**Manville, which now makes and markets fibreglass, forest products and a range of specialty chemicals, said the annual sales of its continuing operations rose slightly by 6 per cent in 1988 to $2.06bn. Fourth-quarter sales increased by 7 per cent to $522m.**

**The group said it had about $270m in cash and marketable securities on hand after paying all expenses related to its emergence from bankruptcy. After issuing $1.5bn of new debt in connection with the reorganisation, it had equity of $800m left in its restructured balance sheet.**

# Bathurst gives Stone a European springboard

By Deborah Hargreaves in Chicago and David Owen in Toronto

Stone Container's plan to swallow Consolidated-Bathurst, the Canadian newsprint and pulp maker, is the largest deal yet for the Chicago linerboard company.

The erstwhile family concern has grown eight-fold in the past five years and the Canadian company will add another $2bn to its revenues of about $4bn. The company's rapid growth has been masterminded by Mr Roger Stone, chairman since 1983, who has aggressively pursued a policy of judicious acquisition.

Taking as his cue a rapid consolidation in the linerboard and paper industry, the ebullient Mr Stone has added 75 per cent of the company's current capacity since 1983 in a series of deals worth over $2bn.

The $2.2bn purchase of Bathurst will make Stone the world's second largest pulp and paper producer in tonnage terms. Stone will be acquiring the sixth-largest Canadian pulp and paper maker, with annual production capacity of 2.2m tonnes; as well as a mixed bag of North American and European packaging assets. Bathurst's broad geographic spread is believed to have been particularly alluring to Stone.

"For a bunch of little family boxmakers from Chicago who five years ago didn't have a nickel to their name, they've elevated themselves pretty well," remarks Mr Larry Ross, analyst with New York's Paine Webber.

But taking on such a giant as Bathurst is not without its price. The deal will further leverage Stone's balance sheet, bringing debt to a 65 per cent ratio to capitalisation from the current 48 per cent.

Shouldering that much debt is much more risky than when the company began its heavy borrowings in 1983, Mr Ross believes. But Stone is the most profitable company in the US linerboard business, with a huge cashflow which it hopes will enable it quickly to reduce debt.

Stone has never shied away from debt and many of its purchases have been partly funded by so-called junk bonds, issued by the beleaguered Wall Street brokerage of Drexel Burnham Lambert. Since Drexel's well-publicised case, Stone has broken off links with the firm.

Mr Stone was making a bold move in 1983, when he decided to pursue assets in the struggling US paper packaging industry. As his colleagues fled what was then an unattractive business, he was able to accumulate capacity at prices well below replacement value.

Prompted by the recession of 1982 and fears of substitution by plastics, the industry shake-out provided an ideal environment for Mr Stone's long-term strategy. The turnround on which he had been banking occurred in 1987, when the industry was strapped for capacity to feed a surge in demand.

With linerboard capacity running at close to a 98 per cent utilisation rate, prices have soared – registering a 16 per cent increase last year – and Stone's earnings have blossomed. They more than doubled in the nine months up to the end of September last year, when net income reached $232.5m, or $3.87 a share.

However, in an extremely cyclical industry, the top of the cycle is close. Stone has tried to insulate itself from the cycle with a major drive on exports. As the dollar exchange rate has moved in its favour, it has made a strong push into Pacific Rim markets. It has set up a joint venture trading company in Japan and recently opened an office in China.

With 12-14 per cent of its sales of linerboard to outside customers heading for the export market, Stone's next ambition was to move into production overseas. A prime attraction of Bathurst was its European facilities.

Stone has often said it intended to establish a presence in Europe in anticipation of the 1992 single market. Mr Arnold Brookstone, chief financial officer, sees Bathurst's operations as a good base on which to build.

Bathurst's European interests include the 260,000 tonnes a year Bridgewater newsprint mill at Ellesmere Port in the UK and control of Europa Carton, a West-German paperboard and carton company. Europa owns 19 packaging material plants in West Germany and the Netherlands.

Bathurst has recently been seeking to restructure Europa's folding carton facilities in response to its disappointing performance. In the first nine months of 1988, Europa's operating earnings fell 21 per cent to C$15.1m (US$12.7m). Net income for Bathurst as a whole was a record C$174.6m over the same period on revenues of C$1.79bn.

The Bathurst purchase also broadens Stone's product range, adding more newsprint and pulp making capacity. Apart from the UK mill, these include seven Canadian facilities and a one-third share in a British Columbia pulp mill, in which Power Corporation and the Chinese Government will continue to hold the other two-thirds.

Newsprint and pulp are fairly new products for the company, which added them to its range with the acquisition of Southwest Forest Industries in April 1987.

Stone had long planned an expansion into these products, even though capacity in the industry is not as tight as in the linerboard and brown paper business. "They are in different cycles," says Mr Brookstone of the two business sectors, "and we intend to stay with our product lines over the long term."

In packaging, Stone takes on board 78 per cent of CB Pak, a Montreal-based glass and plastic packaging company that Bathurst has been trying to offload, in line with a strategy of focusing on its core pulp and paper business.

Stone also receives a 50 per cent stake in 13 corrugated container-board plants, operated by Bathurst in tandem with MacMillan Bloedel.

Although Stone's long-term outlook will sustain it through another recession, its fate remains tied to US industrial output.

But Mr Stone, whose leadership of the company is described by analysts as "brilliant," is undeterred and is still talking about expanding core business. For a company that has seen its earnings rise twelve-fold since 1981, Stone says it is ready for the long haul.

# Counterbid made for Champion

By Karen Zagor in New York

CHAMPION Spark Plug shares yesterday soared $2¾ to $22⅛ on news of a $21 a share bid for the company by Cooper Industries.

Champion, an Ohio-based motor components manufacturer, had previously agreed to be acquired by Dana Corporation for $17.50 a share in cash and securities.

The value of Cooper's all-cash offer is almost $800m against Dana's $605m.

Cooper said it would be prepared to increase its offer price if Champion and its advisers could demonstrate additional values inherent in the company. It was also prepared to discuss alternative structures which would, like the Dana deal, allow some Champion shares to be exchanged on a tax-deferred basis.

If Champion fails to honour its agreement with Dana, it will be obliged to pay $15m. Cooper said it had taken that payment into consideration in formulating its proposal.

Cooper, which had 1988 revenues of $4.3bn, makes products for the electrical, electronic, commercial, industrial, compression and drilling markets. In 1988 it paid $322m for RTE, an electrical equipment group.

# LTV reshape brings $3.15bn loss

By Roderick Oram in New York

LTV, the steel and aerospace group, has reported a $3.15bn loss for last year, mainly reflecting restructuring of its businesses under protection of the bankruptcy courts.

Its fourth-quarter profits fell sharply from a year earlier, with a downturn in aerospace earnings more than offsetting improved results from steel operations.

Net profits for the three months ended December were $95.3m or 77 cents a share, against $140.6m or $1.17 a year earlier. Revenues were $1.67bn against $1.99bn.

LTV's loss for the year from operations was $890.6m, against net profits of $502.6m or $4.24 a year earlier. Revenues were $3.33bn against $7.58bn. The latest quarter included $1.35m of special charges made up of $950m for additional claims under bankruptcy proceedings and $350m for writing down more steel-making assets and other items.

LTV's final loss for the year was $3.15bn, including a $2.26bn third-quarter charge for using new accounting rules for retired employees' medical and life insurance benefits.

Mr Raymond Hay, LTV's chairman, said the deferral of interest, pension and other costs during bankruptcy proceedings "continues to be the major factor contributing to positive results. However, strong demand for steel and improved steel prices were also important contributors for both the quarter and year."

Operating income from steel rose to $423.2m from $374.8m on sales of $4.87bn, against $4.81bn. Steel shipments fell to 8.96m tons from 9.71m, but the plant operating rate was unchanged at 91 per cent.

Operating earnings from LTV's two defence sectors fell to $23.5m from $166m on revenues of $2.2bn against $2.55bn. Mr Hay said the slump reflected the lull between major aircraft programmes and "severe erosion of our military vehicles business."

# Royal Trust buys US thrift

By David Owen in Toronto

ROYAL TRUST, the fast-growing Canadian trust company that is part of Edward and Peter Bronfman's fiefdom, is to acquire Pacific First Financial of Tacoma in a deal valued at US$212m.

The transaction promises to fulfil a long-standing ambition of Royal Trust to expand significantly south of the border. Late last year, the group stated its intention of more than tripling its US investments to approximately $600m.

Royal Trust is one of a number of Canadian financial institutions which have lately been eyeing the US market – particularly the troubled thrift sector – for acquisition opportunities. In December 1987, Unicorp Canada acquired The Lincoln Savings Bank, the 17th largest thrift in New York state.

Under the terms of the proposed $27 a share cash transaction, Royal Trust has been granted an option to purchase for $16.50 a unit almost 25 per cent of Pacific First's stock should the deal not be consummated in certain circumstances.

Pacific First reported 1988 earnings of $18.3m. With assets of $6.6bn, it is the largest thrift in the Pacific north-west. It boasts 105 financial services offices in seven western states, including California.

Royal Trust's assets under administration now total close to C$100bn (US$84.5bn). Last year, it bought a 9.9 per cent stake in Los Angeles-based Glenfed, parent of the fifth largest US thrift.

# Record year for Amax

**EARNINGS at Amax, the US natural resources group, surged to a record $741m or $8.42 a share for 1988, from $51m or 53 cents previously, on sales up 17 per cent to $3.9bn, writes Kenneth Gooding, Mining Correspondent.**

**The 1988 profit includes pre-tax gains of $289m against gains of $361m in 1987 when there was also a $395m provision for closures and restructuring of the molybdenum business.**

The Complexities of Commercial Paper, Simplified:

A strong global investor base. A proprietary midwestern U.S. investor base. Integrated money market and FX capabilities. Unstinting after-sales service. Committed relationship support. An unbeatable combination that ensures the success of your commercial paper programme.

Call First Chicago today.

In London,
First Chicago Limited

Charles Atterton (Issuers)
Michael Anderson (Investors)
(01) 240-7240

In Chicago,
The First National Bank of Chicago

Robert Rasmus (Issuers)
William Farrow (Investors)
(312) 732-4000

Performance has always been a Chicago tradition.

FIRST CHICAGO

First Chicago Limited is a member of TSA.

# Kleinwort Benson

# Leaders in International Corporate Financing

**Shopping Centres Limited**
a joint venture between
**TESCO PLC**
and
**SLOUGH ESTATES plc**

**£48,000,000**
**Loan Facility**

Arranged and underwritten by

**Kleinwort Benson Limited**

January 1989

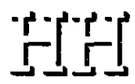

**Hillsdown Holdings plc**

**£40,000,000**

Note Purchase Agreement in respect of Loan Notes issued in connection with the acquisition of Hunter plc from Hillsdown Holdings plc by Wickes plc

Arranged by

**Kleinwort Benson Limited**

January 1989

**AVIS, INC. (USA)**
through
**VISTA FLEET MANAGEMENT INC.**
Nominee for a special purpose owner trustee

**$172,000,000**
**Secured Notes due 1995**

Leveraged lease financing for a fleet of motor vehicles

The undersigned arranged the private placement of these securities with Japanese institutional investors

**Kleinwort Benson Incorporated**

December 1988

**FMR CORP.**

**$100,000,000**
**Senior Subordinated Debentures due 2008**

The undersigned arranged the private placement of these securities with U.S. and Japanese institutional investors

**Kleinwort Benson Incorporated**

December 1988

**Massey-Ferguson-Perkins Finance Company Limited**
a wholly-owned subsidiary of
**Varity Corporation**

Increase in existing
**Revolving Credit Facility**
to
**£78,000,000**

Arranged by

**Kleinwort Benson Limited**

November 1988

**THE ROUSE COMPANY**

**US$60,000,000**
**Unsecured Revolving Credit Facility**

Arranger and Agent

**Kleinwort Benson Limited**

December 1988

**sea containers ltd.**

**US$30,000,000**
**Trade Letter of Credit Facility**

Arranger and Agent

**Kleinwort Benson Limited**

November 1988

**$65,000,000**
**Term Loan**
to

**Avalon Marketing, Inc.**
an affiliate of
THE THOMPSON COMPANY

Term Agent

**Kleinwort Benson Limited**

November 1988

# The Kleinwort Benson Group

Issued by Kleinwort Benson Limited, a member of TSA and of the AIBD.

BEAR STEARNS

L P L Investment Group Inc.

has sold its wholly-owned subsidiary

Times Microwave Systems, Inc.

to a subsidiary of

Smiths Industries PLC

We acted as financial advisor to LPL Investment Group Inc. in this transaction.

Bear, Stearns & Co. Inc.

February 1989

# INTERNATIONAL COMPANIES AND FINANCE

## Purchase by Nestlé wins approval

By William Dullforce in Geneva

NESTLE, the Swiss foods group, has obtained the approval of the US regulatory authorities for its $325m purchase of Cooper Surgical, the opthalmic surgery unit of Cooper Companies, of Irvine, California.

Cooper Surgical, with annual sales of around $300m, manufactures and markets disposable surgical kits and intra-ocular lenses, as well opthalmic surgical equipment and systems. It is being acquired by Alcon Laboratories, a wholly-owned Nestlé subsidiary based at Fort Worth, Texas.

The Californian company is one of the smaller purchases negotiated in Nestlé's SFr8.7bn ($5.47bn) spending spree last year.

Nestlé said Cooper Surgical would significantly reinforce the position of Alcon, which it has built up into a world leader in eye-care products since taking it over in 1977. Alcon sales, with the inclusion of Cooper Surgical, would reach well over SFr1bn in 1989, the group said.

## Elf Aquitaine reports net profits at record FFr7bn

By Paul Betts in Paris

ELF AQUITAINE, the French state-controlled diversified oil group, yesterday reported record consolidated net profits of FFr7bn ($1bn) last year on sales of FFr125bn.

Net earnings rose by 70 per cent compared with profits of FFr4.1bn in 1987. Sales in 1987 totalled FFr127.4bn.

Mr Michel Pecqueur, Elf's chairman, said the group's strong performance was the fruit of Elf's strategy based on three core businesses, including oil and gas, chemicals, and pharmaceuticals.

Elf's chemical activities accounted for as much as 50 per cent of the group's operating profits of FFr6bn last year, while oil and gas contributed 20 per cent of profits and Elf's Sanofi pharmaceutical and beauty products subsidiary about 10 per cent of operating earnings. The balance came from trading activities and the group's holding company.

Elf's cash flow also increased by 33 per cent last year to FFr20bn from FFr15bn the year before. Mr Pecqueur said 1988 saw a sharp rise in investment spending which increased to FFr23bn compared with FFr15.9bn in 1987 and FFr16bn a year earlier. He indicated that Elf was planning total investments of about FFr20bn this year.

Of the FFr23bn Elf invested last year, a total of FFr11.5bn was spent on acquisitions which included, among others, the oil and gas assets of Rio Tinto Zinc and a 25 per cent stake in Enterprise Oil. Elf spent only FFr3.3bn in acquisitions in 1987 and FFr1.4bn in 1986.

The French group also reported a sharp rise in oil and gas production. Mr Pecqueur said the group's oil production rose to 21m tonnes of petroleum equivalent last year compared with 18m tonnes in 1987. Gas production also rose but at a more moderate rate to 15.8m tonnes of petroleum equivalent last year from 14m tonnes the year before.

## Regulatory authority holds up Cerus bid

By George Graham

THE COMMISSION des Opérations de Bourse (COB), France's stock market regulatory authority, has held up the takeover bid by Cerus, the French arm of Mr Carlo De Benedetti, for Dumenil-Leblé, the financial services group.

The COB has questioned the valuation used by Cerus for its paper offer, based primarily on stock market prices, and has asked an independent expert to give an opinion on the fundamental value of the two companies.

Cerus, which with its Italian parent, CIR, already owns 30.4 per cent of Dumenil, last month announced a friendly bid of five Cerus shares plus FFr40 ($6.26) in cash for every two Dumenil shares.

Paris stockbrokers noted, however, that even with the last-minute addition of the cash payment, the Cerus offer worked out at FFr15 a share below Dumenil's suspension price of FFr1,175 a share. Dumenil's shares remain suspended, but Cerus's price had since risen substantially to FFr493 on Friday.

Cerus used for its valuation the weighted average of the two companies' share prices in the second half, the fourth quarter and the last month of 1988 to reach the parity of 2.5 to 1.

The company's executives argued at the time that a comparison of revalued net assets and of return on capital would have given a parity of 2.35 to 1. The radical changes in Cerus's structure over the last year have, however, made its 1987 accounts insignificant for formal comparisons, and 1988's accounts are not yet ready.

It is not the first time that the COB has questioned Mr De Benedetti's transactions. A year ago, it looked into the sale to Nestlé, the Swiss foods group, of all the assets of Buitoni, 47 per cent owned by the De Benedetti group and quoted on the Paris stock market. Mr De Benedetti eventually altered the terms of the deal to respond to shareholders' criticisms.

## US group buys stake in Sampo

By Olli Virtanen in Helsinki

AXION Group General Partnership, the US investment company, has bought 21.1 per cent of Sampo, Finland's second largest insurance company, for about FM950m ($230m) in the single biggest transaction ever made on the Helsinki Stock Exchange.

The holding was sold by companies controlled by Mr Taito Tuunanen, the Finnish investor, who is involved in a court battle with Sampo's management over its voting restrictions.

The US buyer will become the company's biggest single shareholder.

Mr Tuunanen began to amass Sampo stock since it changed from a mutual insurance to a quoted limited liability company in 1987.

Sampo, however, decided to retain the principle that votes are tied to insurance premium paid.

Mr Tuunanen sued Sampo in a bid to eliminate the clause and he won the case in a municipal court. Sampo, however, appealed to a higher court and the case is pending.

## Hafslund expands with acquisition in France

By Karen Fossli in Oslo

HAFSLUND NYCOMED, the Norwegian pharmaceuticals and energy group, has agreed to buy Ingenor, a Paris-based medical company which produces catheters for diagnosis and therapy. Terms were not disclosed.

Hafslund said it was awaiting approval from French authorities for the acquisition. The Norwegian concern is seeking acquisitions within the European Community ahead of the internal market reforms of 1992, in the event that Norway does not become an EC member.

Mr Hans Peter Reiss, an executive with Hafslund, said the purchase would provide natural synergy in that the products which Ingenor produces and sells are frequently used with the contrast media products made and sold by Hafslund.

Contrast media are used to improve the quality of X-ray pictures.

"Catheters are often used to introduce contrast media into the body and the buyers of both products are radiologists and cardiologists," Mr Reiss explained.

In addition, Hafslund has a French offshoot which is limited to marketing and distribution of Nycomed pharmaceutical products.

To this end, Ingenor has the "laboratory" status needed to manufacture and sell products.

In 1987 Ingenor had a turnover of more than FFr50m ($7.9m). It already markets Nycomed's Omnipaque contrast media, a solution used in radiology and the product that has largely been responsible for its strong recent growth.

Last week, Hafslund reported preliminary figures for 1988 showing a 216 per cent increase in profits, before tax and extraordinary items, to NKr702m ($104m) from NKr222m in 1987.

Hafslund said it had also realised an extraordinary gain of NKr58m from the sale of shares in Unitor Ships Service, the Norwegian service contractor.

Turnover was estimated at NKr2.63bn, compared with NKr2.11bn in 1987. In 1998, NKr286m in royalty earnings are expected, against NKr120m in 1987.

Operating profit is forecast to hit NKr790m in 1988 against NKr487m.

## US textile giant rejects offer

By Roderick Oram in New York

WEST POINT-Pepperell, the largest US textiles maker, has rejected a sweetened takeover offer of $52 a share for a total of $1.5bn from Mr William Farley, the Chicago industrialist, and said it was seeking a higher offer from other parties.

Time is running out, however, for the Georgia-based company and Goldman Sachs, its financial adviser. A special shareholders' meeting has been called for February 25 to vote on a slate of directors nominated by Mr Farley, chief executive of Fruit of the Loom, the underwear manufacturer.

The company has been slow to respond to Mr Farley's opening bid of $48 a share, which was made last November. It has apparently had inconclusive talks with at least one other party in recent weeks.

## Ringier withdraws $325m bid for W.A. Krueger

By John Wicks in Zurich

RINGIER, the leading Swiss printing and publishing group, has withdrawn its $325m bid for W.A. Krueger, the US printer. The offer, of $10.50 dollars per share, had been announced late last month.

The move comes despite the fact that the bid had been backed by the board of the Krueger, based in Scottsdale, Arizona, one of the 10 top commercial printers in the US. It follows bids made by other companies.

It is not yet known whether Ringier will return with a higher offer.

The Swiss group, whose annual sales were of SFr651m ($408m) in 1987, is already linked to the US company in the joint venture Krueger Ringier, of Itasca, Illinois, whose yearly turnover is of some SFr360m.

● Gotthard Bank of Lugano is at its February 28 annual general meeting to propose payment of an unchanged dividend of SFr18 per share and participation certificate from record net profits of SFr41m (1987: SFr40m).

At the same time, shareholders will be asked to approve a one-for-14 rights issue of 80,000 shares and 22,500 participation certificates. Priced at SFr300 each, these will raise a total of SFr30.75m for the bank.

The board will also propose the issue of 50,000 further shares of SFr5m total face value without drawing rights.

These will be reserved for subscriptions arising from a planned SFr50m subordinated warrant-bond issue.

The balance sheet total rose 12 per cent to SFr5.45bn last year.

## Deckel warns of lower dividend

By Andrew Fisher in Frankfurt

DECKEL, West Germany's largest machine tool company, said shareholders would receive a lower dividend this year, partly because of costs and delays associated with the introduction of advanced new products.

It gave no indication of the likely size of profits for 1988 but said that parent company turnover – static at DM526m ($988m) – had not grown as planned. This, and the high level of capital and operational spending, had hit profits.

This will be the second year running that Deckel has paid a lower dividend. In 1988, the payment was DM4 a share compared with DM7 (including a DM1 bonus) the previous year. Pre-tax profits in 1987 fell by 27 per cent to DM17m.

## Bang & Olufsen delays US move

By Hilary Barnes in Copenhagen

BANG & OLUFSEN, the Danish video and audio products manufacturer, has postponed a planned market launch in the US for a colour television and video recorder system because of product development delays. The launch will now take place later this year.

The company reported a profit of DKr2m ($277,000) in the first half ended November 30, compared with a loss of DKr7m in the same period in 1987. Sales were down slightly, from DKr989m to DKr974m, but were nevertheless 5 per cent ahead of the budget. The better-than-expected demand has caused delivery-time problems for some products. Domestic sales rose by 6 per cent.

U.S. $250,000,000

CL

Crédit Lyonnais

Subordinated Floating Rate Notes Due August 1997

| | |
|---|---|
| Interest Rate | 9⅝% per annum |
| Interest Period | 7th February 1989<br>8th May 1989 |
| Interest Amount per U.S. $10,000 Note due 8th May 1989 | U.S. $240.63 |

Credit Suisse First Boston Limited
Reference Agent

NORDIC BANKING

The Financial Times proposes to publish this survey on:

27th February 1989

For a full editorial synopsis and advertisement details, please contact:

Chris Schaanning on 01-248 8000 ext 3699

or write to him at:

Bracken House
10 Cannon Street
London
EC4P 4BY

or contact your local representative

FINANCIAL TIMES
EUROPE'S BUSINESS NEWSPAPER

All of the Certificates having been sold, this announcement appears as a matter of record only.

NEW ISSUE

$1,000,000,000

National Credit Card Trust 1989-1

9.70% Credit Card Participation Certificates

Citibank (South Dakota), N.A.
Seller and Servicer

Citibank (Nevada), National Association
Seller

These securities were offered in the United States and internationally

United States Offering

The First Boston Corporation

Goldman, Sachs & Co.

Salomon Brothers Inc

Merrill Lynch Capital Markets

UBS Securities Inc.

J. P. Morgan Securities Inc.

Offering to non-United States persons

Citicorp Investment Bank Limited

This advertisement is issued in compliance with the requirements of the Council of The International Stock Exchange. It does not constitute an invitation to the public to subscribe for, nor purchase, any securities. Permission has been granted to deal in the Unlisted Securities Market of The International Stock Exchange in the undermentioned securities. It is emphasised that no application has been made for these securities to be admitted to listing.

DEWEY WARREN HOLDINGS PLC
(Registered in England No. 1761400)

Issue of up to £12,000,000 nominal Variable rate Convertible Unsecured Loan Stock of £1 each in connection with the Offers for

ARGYLE TRUST PLC

The Council of The Stock Exchange has granted permission for the above mentioned securities to be dealt in in the Unlisted Securities Market. Copies of the Extel Cards containing, inter alia, particulars relating to the above mentioned Stock are available in the Extel statistical service and may be obtained, during normal business hours on any weekday up to and including 13th February, 1989 from the Company Announcements Office, The Stock Exchange, 46-50 Finsbury Square, London, EC2A 1DD. Copies of the Extel Cards will be available for collection on weekdays excluding Saturdays up to and including 20th February, 1989 from:

Dewey Warren Holdings Plc.
Fraser House,
29 Albemarle Street,
London, W1X 3FA.

Phillips & Drew Securities Ltd.,
120 Moorgate,
London, EC2M 6XP.

7th February, 1989

Issue of up to U.S. $75,000,000

SPAREKASSEN sds

Sparekassen SDS
(A savings bank established under Danish Banking Law)

Floating Rate Capital Notes due 1991
U.S. $40,000,000 having been issued as the initial tranche and U.S. $20,000,000 having been issued as a subsequent tranche

For the period from February 7, 1989 to May 8, 1989 the Notes will bear interest at 9½% per annum. U.S. $2,375.00 will be payable on May 8, 1989 against Coupon No. 13.

By: The Chase Manhattan Bank, N.A.
London, Agent Bank

CHASE

February 7, 1989

Manufacturers Hanover Australia Limited

A$ 125,000,000

Guaranteed Floating Rate Notes due 1992

In accordance with the provisions of the Notes, notice is hereby given that the Rate of Interest for the Interest Period 31st January, 1989 to 28th April, 1989 has been fixed at 15.7208% per annum. The coupon amount will be A$ 3,747.15 for the A$ 100,000 denomination and will be payable on 28th April, 1989 against surrender of Coupon No. 7.

Bankers Trust Company, London Agent Bank

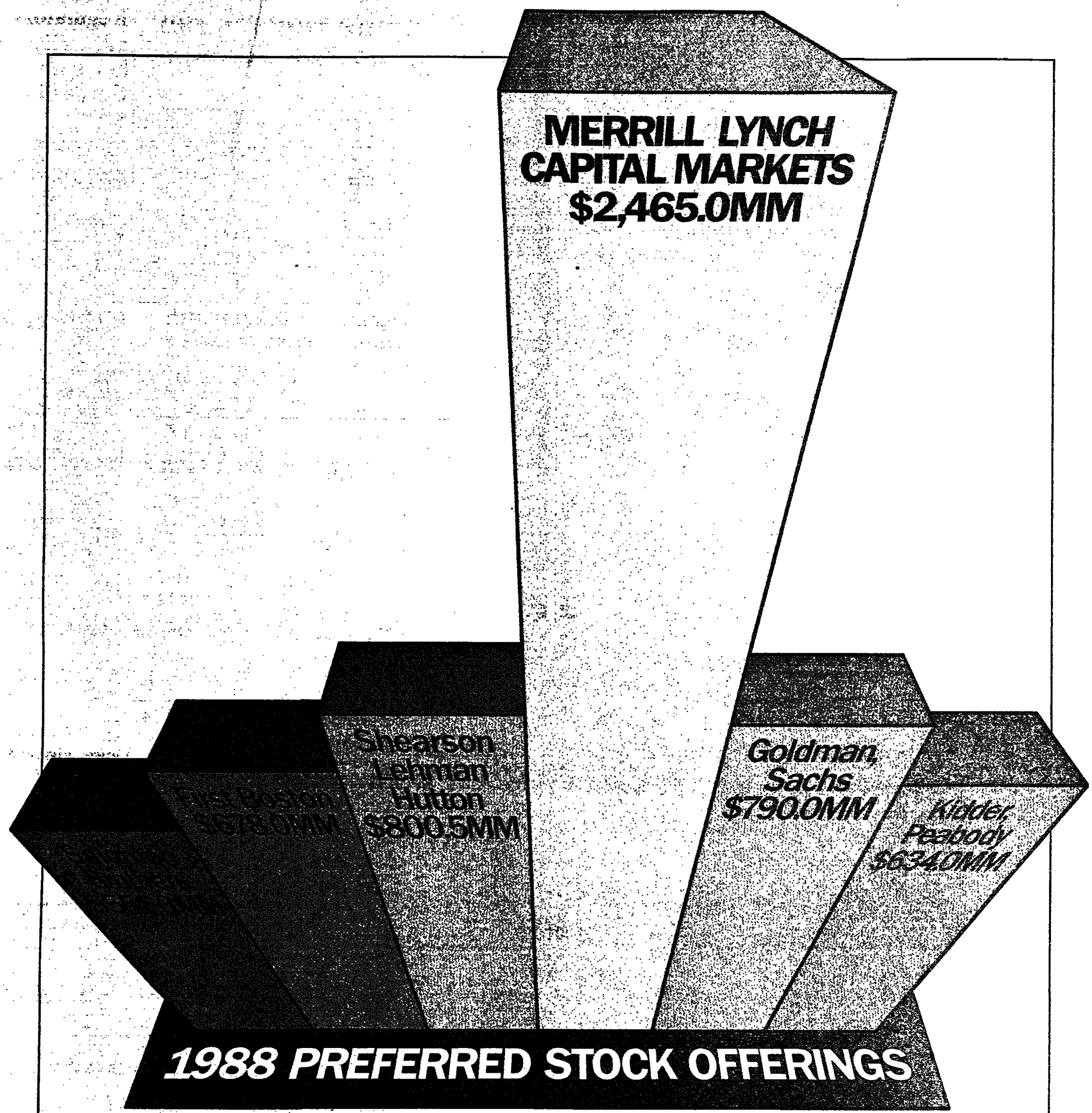


Source: IDD Information Services. Credit is given to the lead manager for the issue.

# Once again, Merrill Lynch is preferred.

Merrill Lynch is the confirmed leader in preferred stock because our distribution system and diverse preferred stock products reach the entire spectrum of investors–from the large corporate cash manager and institution to the retail investor.

Our leadership in preferred stock also extends to execution and product development. The Merrill Lynch trading desk provides issuers with optimal execution, while assuring liquidity to investors. Our innovative products have created opportunities for issuers and have given investors flexibility in achieving their goals–products like remarketed preferred stock, exchangeable preferred stock and preferred stock for funds.

That is why we were the dominant firm in this sector in 1988 and why we have cumulatively lead-managed more variable rate preferred stock volume than any other firm.

Distribution strength, innovative products and expertise in execution have made us the leading underwriter in preferred stock. Whether you're an issuer or an investor, this means one thing–with Merrill Lynch, you come out way ahead.

**Merrill Lynch**

A tradition of trust.

©1989 Merrill Lynch Capital Markets

Merrill Lynch International & Co. is a member of The Securities Association.

COUNTY NATWEST WOODMAC

Quality Research on Quality Companies

CNWM Smaller Companies Research

Penny Freer, Simon Goodfellow,
Sarah Mellor, Mark Paddon
01-826 8149

The NatWest Investment Bank Group

County NatWest Securities Limited incorporating Wood Mackenzie & Co. Ltd. is a member of The Securities Association

TETRA MAKES THE DIFFERENCE



...TO BUSINESS

Over 10,000 users world-wide already enjoy the control provided by Tetra's powerful business systems.

You too can benefit from Tetra's successful and innovative software.

Ten years of development have produced a total range of software solutions for every business, from the first-time user to the largest multi-national corporation.

Exceptional turnover and profit growth re-invested each year in further research and development keeps Tetra in the forefront of business accounting systems technology.

Chameleon, Tetraplan, Tetra Professional. A completely flexible and upgradeable product range from a company committed to future growth through expertise and innovation.

Let Tetra make the difference to your business.

I would like to know how TETRA will make the difference to my business.

NAME
POSITION
COMPANY
ADDRESS

TEL FAX

TETRA Business Systems Limited

Marketing Dept., Foundation House, Concorde Road, Maidenhead, Berkshire SL6 4BX. Telephone: (0628) 770939. Fax: (0628) 770378. Telex: 846923 (Tetra G)



# Bond denies plans to sell control of media offshoot

By Chris Sherwell in Sydney

MR ALAN BOND'S Bond Corporation insisted again yesterday that it was not selling control of Bond Media, as the resumed hearings of the Australian Broadcasting Tribunal brought the group further negative publicity.

The denial followed intense speculation that Mr Bond was preparing to sell his majority stake in the company before the tribunal pronounced on Mr Bond's fitness to hold broadcasting licences.

The speculation arose from reports last week that Mr Bond had tried, unsuccessfully, to bid for the Fairfax newspaper group, and had also settled out of court a dispute with Fairfax over a A$100m (US$88m) payment to Bond Media.

The suggestion was that Mr Bond wanted to move into newspapers and was preparing to head off a loss-making forced sale which would result from a possibly negative tribunal finding.

The tribunal's inquiry springs from suggestions that a A$400,000 payment which Mr Bond made to Sir Joh Bjelke-Petersen, former Queensland Premier, might have been more than an out-of-court settlement of a defamation suit.

The tribunal is also examining allegations that Mr Bond threatened to use his network to expose share dealings by the AMP Society, Australia's largest institutional investor, and Bond Media's submission of doctored tapes to a licence hearing.

In yesterday's hearings, Mr Richard Burbidge, QC, for the tribunal, submitted that Mr Bond had not given a "full and frank" account of the defamation settlement. Mr Bond, he said, had been "motivated by his desire to generate goodwill in his relations with Sir Joh."

Bond Media's lawyer is still to present his final submission, which may come today. The tribunal is expected to say whether there is a case to answer later this week.

Confirmation is meanwhile expected today that Bond Media has reached an out-of-court pact with Fairfax. It is thought to be part of a "scheme of arrangement" designed to settle the affairs of the collapsed Rothwells merchant bank.

Full details of the scheme, which the bank's liquidator is to propose to the Brisbane Supreme Court, are not known, but the aim is to help ordinary depositors get some of their money back.

Bond Media's involvement came about when Rothwells sold it a A$100m fee due from Fairfax. The fee was for the successful conclusion of Mr Warwick Fairfax's A$2.55bn takeover of the newspaper empire in 1987. Mr Fairfax refused payment, and when Rothwells took him to court, he counter-sued.

Some idea of the negative publicity Bond Corporation currently has to deal with emerged last Thursday, when extraordinary rumours swept the markets that Mr Bond had died. Bond executives say there is a scurrilous disinformation campaign designed to destabilise the company.

According to one executive yesterday, the campaign results from Bond's high profile involvement in Lonrho in the UK, in the campaign for last Saturday's elections in Western Australia, and in Chile's telephone business.

# Koor seeks partners for chemical subsidiaries

By Andrew Whitley in Jerusalem

THE lengthening "for sale" list at Israel's Koor Industries has been extended to include part of the heavily indebted group's two main chemical subsidiaries, company officials confirmed yesterday.

The search for foreign partners for the two producers of specialty agricultural chemicals — Makhteshim Chemical Works and Agan Chemical Manufacturers — follows the sale last month of Koor's minority holding in Teva, Israel's leading pharmaceuticals company.

Mr Benjamin Gaon, Koor's managing director, set off at the weekend on a 10-day business trip to Western Europe expected to focus on renewing bank credit lines and finalising details of a creditors' arrangement. Analysts said he would probably also pursue initial contacts over proposed equity disposals.

The latest deadline set by the Tel Aviv District Court for an out-of-court settlement of the four-month-long dispute, initiated by Bankers Trust, the largest foreign creditor, expires next Sunday — amid hopes that the liquidation request will be withdrawn.

The troubled group is believed to be looking for a single foreign partner from among leading world chemical companies to invest in both Makhteshim and Agan, to be reorganised into a single anit. Apart from bringing in fresh capital, the aim is to acquire wider access to market outlets.

Koor is meanwhile seeking the approval of the US Securities & Exchange Commission for the proposed sale of its 50 per cent holding in Israel Investors Corporation, a US-registered investment vehicle, estimated to be worth $24m.

A report in the Israeli press last week that Koor's 1988 losses could be as high as Shl 500m ($300m), compared with the 1987's record $253m, was dismissed by the company as "imagination."

In the first half, Koor reported a net loss of Shl 107m on a turnover of about Shl 2bn.

# El Al sees privatisation near as it lifts forecast

By Andrew Whitley in Jerusalem

EL AL, the Israeli national carrier, expects to show a profit of about $12m for 1988, considerably better than anticipated during the course of a year hit hard by a downturn in tourism.

In profit for the third consecutive year, the state-owned airline hopes to see its receivership of the past seven years lifted within the coming months. Once this takes effect, the way will be cleared for privatisation.

A company official said the anticipated profit for last year compared with an initial forecast of a net loss of $30m. This was later revised upwards, to a more modest $5m profit. Publication of the annual results is scheduled for March or April.

The airline's better than expected performance is attributed to its flexibility over the use of aircraft and route changes in line with fluctuations in demand. After a disastrous few months, a modest recovery in travel to Israel in the second half of the year also helped.

Wage negotiations currently under way with the pilots' union remain the last hurdle before the courts give the green light to end the receivership imposed in 1982 under very different circumstances. Once a by-word for industrial trouble, in recent years El Al has markedly improved its operational performance and in-flight service.

In the 12 months to March 1987, it reported a net profit of $15.2m — its first full-year profits for eight years — and followed this up with $18.2m for the subsequent year.

After several tentative discussions with interested private investors, the Israeli Government is believed to be more inclined these days to place a large chunk of the airline's equity either on the Tel Aviv Stock Exchange or on overseas markets, or possibly both.

# Saudi drugs group to double capital

By Finn Barre in Riyadh

SHAREHOLDERS IN Saudi Pharmaceutical Industry and Medical Appliance (Spimaco) are being asked to double the venture's capital from Sr150m ($40m) to SR300m.

When Spimaco offered its shares in 1985, investors paid only half the face value. Now they are paying up the remainder. The capital increase begins on February 7 and will last 30 days. Shareholders are expected to pay up because the stock already trades at SR170.

The capital increase is needed to cover construction and start-up costs of the company's Qassim factory, being built under a SR197m contract awarded to a joint venture of Hochtief, of West Germany, and Tammimi and Fouad, of Saudi Arabia.

# Fletcher Challenge drops American Express cards

By Dal Hayward in Wellington

WITH THE proposed sale of its New Zealand franchise for American Express credit cards, Fletcher Challenge, the New Zealand-based forestry and industrial conglomerate, will have virtually withdrawn from the New Zealand financial market in which it was once strongly represented.

Fletcher Challenge, then the Challenge Group, acquired the New Zealand franchise for American Express in 1976, when there were a few thousand card holders. Now there are 141,000 New Zealand American Express card holders.

The New Zealand Commerce Commission has given approval for American Express to buy the Fletcher Challenge subsidiary, South Pacific Credit Card, which is the sole issuer of American Express cards in New Zealand. The sale also includes South Pacific's subsidiary, Centurion Finance, which provides certain financial services to American Express card holders.

In the past seven months, Fletcher Challenge has disposed of NZ$200m of varied assets, including one of its last remaining financial operations, Asset Risk Management.

Fletcher Challenge once had a substantial financial operation including two merchant banks — Marac and Broadbank. Mr Hugh Fletcher, chief executive, says more asset sales are planned.

# Enso-Gutzeit lifts profits by 21%

By Olli Virtanen in Helsinki

ENSO-GUTZEIT, the Finnish forest products group, has reported a preliminary 21 per cent increase in net sales in 1988, to FM9.7bn ($2.3bn). Profit before appropriations and taxes, excluding extraordinary profit from asset sales, was FM800m, up from FM600m. Operating profit rose from 17 to 19 per cent of turnover.

Enso-Gutzeit, together with the whole Finnish forest products industry, enjoyed brisk demand in all paper and paperboard products on the European markets. At the same time, practically all forest products prices rose.

The pulp and board division increased sales by 12 per cent to FM2,220m. Fine paper production rose and sales jumped by one third to FM1,570m.

Issued by The Law Debenture Trust Corporation p.l.c. evidencing entitlement to payment of principal and interest on deposits with

BANCO DI ROMA
London Branch

ECU 125,000,000
Floating Rate Depositary Receipts due 1992

Notice is hereby given pursuant to the Conditions of the Receipts that for the six months from 8th February, 1989 to 8th August, 1989 the Receipts will carry an interest rate of 8¾% per annum.

On 8th August, 1989 interest of ECU 43.99 will be due per ECU 1,000 Receipt, ECU 439.93 due per ECU 10,000 and ECU 4,399.30 due per ECU 100,000 Receipt.

Mitsubishi Finance International Limited
Reference Agent

7th February, 1989

ANZ Australia and New Zealand Banking Group Limited

Notice to all ANZ Shareholders

You are invited to an informal meeting of shareholders to review the Group's activities and progress, and to meet Deputy Chairman and Chief Executive Mr Will Bailey.
The meeting will be followed by a short reception.

Details are as follows:
Time: 4.30 for 5.00pm
Date: Tuesday 14 February, 1989
Venue: Merchant Taylors Hall
30 Threadneedle Street
London EC2

ANZ

BENETTON GROUP SpA

a company with registered office in Ponzano Veneto (TV) Italy, Via Villa Minelli, 1; authorized capital of Lire 81.360.212.500 and issued capital of Lire 74.776.737.500; registered at No. 4424 of the Companies Registry of the Court of Treviso.

NOTICE OF EXTRAORDINARY GENERAL MEETING OF SHAREHOLDERS

Shareholders are hereby convoked to attend an extraordinary General Meeting of shareholders on 28th February 1989, at 10.30 AM in Ponzano Veneto (TV), Italy, Via Villa Minelli, 1 (first sitting) and, if needed, on 1st March 1989, same time and place (second sitting), in order to resolve on the following agenda:

1. proposal to increase capital stock from Lire 81.360.212.500 to Lire 93.360.212.500 in one or more stages, by the issue of 24.000.000 ordinary shares, par value Lire 500 each, to be released on receipt of payment. Necessary action to implement the resolution;

2. to renounce pre-emption rights over the new share issue.

To attend the General Meeting, shareholders must, at least five days prior to the date set for the meeting, lodge their share certificates at the offices of the Company or with one of the following institutions:

Monte-Titoli S.p.A.; Banca Commerciale Italiana, Banca Nazionale del Lavoro, Credito Italiano, Banco di Roma, Istituto Bancario San Paolo di Torino, Monte dei Paschi di Siena, Banco di Napoli, Banco di Sicilia, Cassa di Risparmio delle Provincie Lombarde, Banco di Santo Spirito, Istituto Bancario Italiano, Banca Popolare di Novara; Banca Nazionale dell'Agricoltura, Banca d'America e d'Italia, Nuovo Banco Ambrosiano, Banco Lariano, Banca Popolare di Milano, Credito Romagnolo, Banca Popolare di Verona, Banca di Trento e Bolzano, Banca Mansardi & C. S.p.A., Banca Cattolica del Veneto, Credito Milanese, Banca Popolare Veneta, Banca Popolare di Pordenone, Cassa di Risparmio della Marca-Trevigiana, Banca Antoniana di Padova e Trieste, Banca Popolare di Ancona e Montebelluna, Banca Popolare di Sondrio, Morgan Guaranty Trust Company, Deutsche Bank A.G., Barclays Bank PLC, Société Générale, Banca della Svizzera Italiana.

On behalf of the Board of Directors
The Chairman
Gilberto Benetton

## INTERNATIONAL CAPITAL MARKETS

# Treasuries weaken amid fears of Fed tightening

By Janet Bush in New York and Katharine Campbell in London

US TREASURY bonds weakened modestly yesterday amid confusing signals about the state of the US economy, uncertainty about US interest rate policy and caution prior to today's first auction in the quarterly refunding.

At midsession, bond prices were quoted as much as ⅜ point lower. The Treasury's benchmark long bond stood ⅜ point lower for a yield of 8.84 per cent.

The main focus of the market yesterday was the US Federal Reserve's operations in the money market amid widespread expectations that the central bank will continue gradually to nudge up short-term interest rates to try to slow down the economy.

The Fed announced it was executing three-day matched sales which was not enough to give the market a clear signal that the Fed was tightening further. Some bond analysts saw the matched sales as evidence of a tightening move while others believed that this was no more than a technical operation to drain funds from the market and boost reserves towards the end of the current reserves period.

A one-day matched sale would have had more impact on interest rates than a three-day operation, which spreads the draining operation over a longer period.

The Federal Open Market Committee begins its meeting today and is expected to continue to err on the side of tightness.

The UK gilt-edged securities market reacted marginally to the 0.4 per cent upward adjustment to December retail sales (bringing the monthly growth up to 0.3 per cent). Gilts fell only 4 basis points on the news. The market is clearly more interested in next week's provisional data for January.

Overall, the long end of the market was 2 basis points weaker in late trading, although the index-linked sector, which has been well underpinned of late, advanced a modest ⅛ of a point.

A tough day in the French market was largely occasioned by fears of further interest rate rises, both at home and in Germany. Prices slumped up to ¾ point on the day, with the official Matif price for the notional 10-year bond ending at 106.36, representing a drop of 72 basis points.

A large seller in pre-Matif hours knocked the market off balance, from which point it continued to fall almost relentlessly. At the weekly treasury bill tender rates rose a full quarter of a point, so that yields are now up at 8.53 per cent.

## GOVERNMENT BONDS

While the French fretted that the Bundesbank's early announcement of a repurchase agreement signalled higher interest rates soon, the Germans knew there was another reason, namely that carnival holidays around the country (yesterday and today) somewhat disrupt the routine.

The central bank gave notice of another US style variable rate 28 day repo, for allocation on Wednesday, when a previous pact worth DM13.5bn matures from the market. The Bundesbank would normally give notice today.

The 6½ per cent federal bond due 1999 fell 40 pfennigs to 97.80.

### BENCHMARK GOVERNMENT BONDS

| | | Coupon | Red Date | Price | Change | Yield | Week ago | Month ago |
|---|---|---|---|---|---|---|---|---|
| UK GILTS | | 13.500 | 9/92 | 109-14 | +0/32 | 10.30 | 10.33 | 10.89 |
| | | 9.750 | 1/98 | 100-06 | -2/32 | 9.72 | 9.81 | 10.31 |
| | | 9.000 | 10/08 | 100-13 | -1/32 | 8.95 | 9.03 | 9.34 |
| US TREASURY * | | 8.875 | 11/98 | 99-01 | -4/32 | 9.02 | 8.99 | 9.26 |
| | | 9.000 | 11/18 | 101-16 | -7/32 | 8.85 | 8.81 | 9.08 |
| JAPAN | No 111 | 4.800 | 6/98 | 97.8850 | +0.032 | 4.93 | 4.84 | 4.86 |
| | No 2 | 5.700 | 3/07 | 108.7228 | +0.105 | 4.80 | 4.77 | 4.80 |
| GERMANY | | 6.375 | 11/98 | 97.0750 | -0.200 | 6.82 | 6.74 | 6.68 |
| FRANCE | BTAN | 8.000 | 1/94 | 98.1104 | -0.564 | 9.00 | 8.74 | 8.53 |
| | OAT | 9.500 | 5/98 | 103.9100 | -0.540 | 8.85 | 8.65 | 8.64 |
| CANADA * | | 10.250 | 12/98 | 101.0000 | -0.375 | 10.08 | 10.04 | 10.33 |
| NETHERLANDS | | 6.7500 | 10/98 | 99.1250 | -0.300 | 6.95 | 6.83 | 6.69 |
| AUSTRALIA | | 12.000 | 7/99 | 90.6188 | -0.717 | 13.70 | 12.81 | 12.92 |

London closing, *denotes New York morning session
Yields: Local market standard     Prices: US, UK in 32nds., others in decimal

*Technical Data/ATLAS Price Sources*

## FT INTERNATIONAL BOND SERVICE

Listed are the latest international bonds for which there is an adequate secondary market.

Closing prices on February 6

| US DOLLAR STRAIGHTS | Issued | Bid | Offer | Change on day | Change on week | Yield |
|---|---|---|---|---|---|---|
| Abbey National 7½ 92 | 200 | †93⅛ | 93⅝ | 0 | -0⅛ | 10.03 |
| B.F.C.E. 7 92 | 150 | †92⅜ | 92⅞ | 0 | 0 | 9.82 |
| B.F.C.E. 9¼ 95 | 150 | 98¼ | 98¾ | — | — | 9.55 |
| Brit. Tel. Fin. 9⅜ 98 | 250 | 98¾ | 99¼ | -0¼ | -0¼ | 9.52 |
| Canada 9 96 | 1000 | 98⅜ | 98⅝ | -0⅛ | -0½ | 9.29 |
| Canadian Pac 10¾ 93 | 100 | †101¼ | 102⅛ | 0 | 0 | 10.05 |
| C.C.C.E 9¼ 95 | 300 | 98⅛ | 98⅝ | -0⅛ | -0¼ | 9.58 |
| C.N.C.A 9⅜ 93 | 150 | †99½ | 99⅝ | -0¼ | -0⅛ | 6.52 |
| Credit Lyonnais 9 91 | 200 | †98⅛ | 98⅝ | -0⅛ | -0⅝ | 9.90 |
| Credit National 8¼ 93 | 200 | †95 | 95½ | 0 | 0 | 9.66 |
| Credit National 7⅜ 92 | 100 | 93¼ | 93¾ | -0⅛ | -0¼ | 9.81 |
| Credit National 7¼ 91 | 150 | †93⅜ | 93⅞ | -0⅛ | -0⅜ | 9.90 |
| Dai-Ichi Kan 9⅝ 92 | 150 | 99½ | 100 | -0⅛ | -0¼ | 9.67 |
| Denmark 7⅛ 92 | 500 | 92⅝ | 93⅛ | -0⅛ | -0¼ | 9.91 |
| E.E.C. 7 91 | 100 | 93⅜ | 93⅞ | -0⅛ | -0¼ | 9.67 |
| E.E.C. 7¼ 93 | 250 | 91⅞ | 92¼ | -0⅛ | -0⅜ | 9.71 |
| E.E.C. 8 90 | 350 | †97⅛ | 97⅝ | 0 | -0⅛ | 9.94 |
| E.I.B. 7⅝ 93 | 100 | 92⅛ | 92⅝ | -0¼ | -0½ | 9.65 |
| E.I.B. 9⅜ 97 | 150 | †98⅞ | 99⅜ | +0½ | -0⅛ | 9.51 |
| Elec.De France 9 98 | 200 | 96½ | 97 | -0¼ | -0⅛ | 9.54 |
| Finland 7⅞ 97 | 200 | 90¼ | 90¾ | -0¼ | -0⅜ | 9.63 |
| Finn.Exp.Cd. 8½ 92 | 200 | 96¼ | 96¾ | -0⅛ | -0¼ | 9.85 |
| Finn. Exp. Cd. 9⅜ 95 | 200 | 98½ | 99 | — | — | 9.62 |
| Ford Motor Credit 8 91 | 250 | †96⅛ | 96⅝ | +0⅛ | 0 | 9.96 |
| Gen.Elec.Cap.Corp. 9 93 | 500 | 97⅛ | 97½ | -0¼ | -0½ | 9.73 |
| Gen Elec Credit 10¼ 00 | 200 | 99¾ | 100¼ | +0⅛ | 0 | 10.23 |
| Gen.Mtrs.Corp. 9⅛ 92 | 200 | 97⅞ | 98⅛ | 0 | -0⅛ | 9.75 |
| Halifax BS 9½ 93 | 200 | †98¼ | 98¾ | 0 | -0¼ | 9.91 |
| IBM Credit Corp. 8⅞ 91 | 250 | 98⅛ | 98⅝ | 0 | -0¼ | 9.55 |
| Italy 9 90 | 1000 | †99 | 99½ | -0⅛ | -0¼ | 9.45 |
| Italy 9½ 95 | 1000 | 99⅝ | 100⅛ | +0⅛ | 0 | 9.51 |
| L.T.C.B of Japan 8 91 | 100 | 95½ | 96 | 0 | +0¼ | 9.95 |
| L.T.C.B. of Japan 9¼ 92 | 200 | 98¼ | 98¾ | — | — | 9.72 |
| Metropolis Tokyo 9½ 93 | 200 | 99⅞ | 100⅜ | -0⅛ | -0¼ | 9.45 |
| Morgan Guaranty Tst. 7 90 | 150 | †96¾ | 97¼ | +0⅜ | +0¼ | 10.00 |
| Nippon Tel.&Tel. 9⅜ 98 | 250 | 99 | 99⅝ | -0⅛ | -0¼ | 9.51 |
| Norway 8¾ 93 | 500 | 96⅞ | 97⅜ | 0 | -0¼ | 9.63 |
| Portugal 8¼ 91 | 300 | †96⅛ | 96⅝ | 0 | -0⅜ | 10.21 |
| Prudential Crp. 8¾ 94 | 125 | 96⅜ | 96⅞ | -0⅛ | -0¼ | 9.55 |
| Qantas Airways 10⅜ 95 | 140 | 102⅞ | 103⅜ | -0¼ | -0⅜ | 9.70 |
| Saskatchewan 10¾ 92 | 100 | 102¼ | 102¾ | -0⅛ | -0¼ | 9.75 |
| State Bk S Aust 9¼ 93 | 100 | 98¼ | 98½ | 0 | -0¼ | 9.80 |
| Sumitomo Bank 9⅝ 92 | 150 | 99½ | 100 | 0 | -0⅛ | 9.68 |
| Swed Exp Cred 7¼ 91 | 100 | †93½ | 94 | -0⅛ | -0⅜ | 9.85 |
| Sweden 7 91 | 250 | 93½ | 94 | 0 | -0⅛ | 9.74 |
| Sweden 8¾ 96 | 200 | 95⅞ | 96⅜ | -0¼ | -0⅜ | 9.51 |
| Sweden 8½ 92 | 200 | †96¼ | 96¾ | -0⅜ | -0⅜ | 9.68 |
| Toyota 9½ 91 | 200 | 99⅝ | 100⅛ | — | — | 9.48 |
| Victorian Rep 11⅛ 92 | 150 | 104½ | 105 | 0 | -0⅛ | 9.80 |
| World Bank 7 92 | 300 | †93 | 93½ | -0⅛ | -0¼ | 9.72 |
| World Bank 9 97 | 300 | 97⅛ | 97½ | -0⅛ | -0¼ | 9.47 |
| World Bank 9¼ 98 | 300 | 98⅜ | 98⅞ | 0 | -0⅛ | 9.46 |
| Yasuda Trust Fin 8½ 93 | 100 | †94¾ | 95¼ | 0 | -0⅜ | 9.93 |

Average price change... On day 0 on week -0⅛

| DEUTSCHE MARK STRAIGHTS | Issued | Bid | Offer | Change on day | Change on week | Yield |
|---|---|---|---|---|---|---|
| Asian Dev. BK. 6 94 | 200 | 99⅜ | 99⅞ | -0⅜ | -0⅛ | 6.07 |
| Avis Fin.SVS 5¾ 92 | 100 | 97¼ | 97¾ | 0 | -2¼ | 6.79 |
| Bank of Tokyo 5¼ 93 | 100 | 99½ | 100 | -0¼ | -0½ | 5.82 |
| Central BK. Turkey 7 92 | 200 | 102 | 102½ | 0 | +0¼ | 6.28 |
| Commerzbank o/s. 5⅜ 93 | 300 | 98½ | 99 | -0¼ | -0½ | 5.74 |
| Degussa Int. 6⅛ 97 | 200 | 99⅜ | 99⅞ | -0⅜ | -0⅞ | 6.18 |
| E.I.B 5½ 98 | 150 | 93 | 93½ | -0½ | -1⅛ | 6.49 |
| E.I.B. 6¼ 99 | 600 | 97⅝ | 97⅞ | — | — | 6.56 |
| E.I.B. 6⅛ 96 | 300 | 98⅛ | 98⅝ | -0⅜ | -1⅜ | 6.38 |
| E.I.B. 6⅛ 97 | 400 | 98 | 98⅜ | -0⅜ | -1⅜ | 6.42 |
| E.I.B. 6⅞ 95 | 300 | 102⅛ | 102⅝ | -0¼ | -1⅝ | 6.42 |
| Euro.Coal& Steel 5⅞ 97 | 175 | 96 | 96⅜ | -0⅜ | -0⅞ | 6.51 |
| Eurofima 6¼ 96 | 100 | 99⅞ | 100⅜ | +0⅜ | +0⅜ | 6.22 |
| Elec De France 5¾ 97 | 300 | 95⅞ | 96⅜ | -0¼ | -1⅜ | 6.35 |
| Forsmark Krig. 5⅛ 93 | 200 | 96⅜ | 96⅞ | -0⅜ | -0⅞ | 6.09 |
| I.A.D.B. 6 97 | 200 | 96¼ | 96⅜ | -0¼ | -1⅞ | 6.55 |
| Japan Dev. Bk. 5⅜ 95 | 300 | †97½ | 98 | 0 | -0⅛ | 5.81 |
| Japan Finance 5⅜ 97 | 100 | 95 | 95½ | 0 | -1 | 6.53 |
| Ireland 6½ 97 | 300 | 99¼ | 99⅞ | -0⅛ | -0⅜ | 6.57 |
| Malaysia 6¼ 94 | 150 | 99¾ | 100¼ | -0¼ | 0 | 6.24 |
| Nat. West BK. PLC 6 98 | 300 | †96¼ | 96¾ | 0 | -0⅜ | 6.51 |
| N.H.L. Finance 6¼ 95 | 200 | †98½ | 99 | -0½ | -0½ | 6.48 |
| Nippon Telg.&Tel. 6 95 | 400 | †98¾ | 99¼ | -0⅛ | -1⅛ | 6.16 |
| Oester. Kontbk. 5 93 | 300 | 96⅝ | 97⅛ | +0⅜ | -0⅜ | 5.90 |
| Portugal 5¾ 92 | 150 | 98⅞ | 99¼ | -0¼ | -0⅜ | 6.06 |
| Portugal 6⅝ 95 | 150 | 100½ | 101 | 0 | -0¼ | 6.47 |
| Privatbanken 5¾ 93 | 150 | 96 | 96½ | -0⅛ | -0¼ | 6.32 |
| Royal Insurance 5½ 92 | 300 | 98¼ | 98⅞ | -0¼ | -1⅜ | 6.02 |
| Soc Cent Nuclear 7¼ 95 | 150 | 104 | 104½ | +0⅛ | -0⅜ | 6.41 |
| Turkey 6½ 95 | 500 | †97¼ | 97¾ | 0 | +0¼ | 7.00 |
| Union Bk.Finland 5½ 94 | 200 | †96⅝ | 97⅛ | — | — | 6.25 |
| Westlb. Finance 5 93 | 200 | *†97¾ | 97¾ | 0 | -0¼ | 5.63 |
| World BK. 6¼ 97 | 600 | 98⅜ | 99 | -0¼ | -1⅜ | 6.49 |

Average price change... On day -0⅛ on week -0⅜

| SWISS FRANC STRAIGHTS | Issued | Bid | Offer | Change on day | Change on week | Yield |
|---|---|---|---|---|---|---|
| African Dev.Bk. 5 96 | 150 | †96½ | 97½ | -1½ | -1¼ | 5.49 |
| Asfinag 5 03 | 100 | †93½ | 94 | +0¼ | -3⅝ | 5.64 |
| B.F.C.E. 4½ 98 | 200 | †95¼ | 95½ | -0¼ | -0⅜ | 5.13 |
| B.M.W.Fin.Neth. 5 13 | 150 | †92 | 93 | +1¼ | -1¼ | 5.57 |
| Britannia B/S. 4¾ 94 | 100 | †93 | 95 | +1 | -1¼ | 5.57 |
| CIR. Int. W/W 3 93 | 125 | †97 | 97¼ | 0 | 0 | 3.71 |
| Credit Lyonnais 4¾ 00 | 100 | †93 | 94 | +0⅜ | -1¼ | 5.54 |
| E.I.B 4⅝ 98 | 150 | †94 | 95 | +0⅜ | +0½ | 5.38 |
| Fletcher Chall. 4⅞ 98 | 150 | †93½ | 94½ | 0 | -1⅛ | 5.73 |
| Kobe City 4⅝ 98 | 150 | †94½ | 95 | +0¼ | -0⅜ | 5.35 |
| Leeds Perm. B/S. 4⅛ 93 | 200 | †94 | 94¼ | +0⅛ | -1½ | 5.74 |
| Malaysia 5¼ 98 | 100 | †93½ | 94 | -0¼ | -0⅜ | 6.14 |
| Maxwell Comm.Crp. 5 95 | 150 | †96½ | 97 | -0½ | -1½ | 5.62 |
| Nat. Bk. Hungary 5½ 94 | 75 | †95¾ | 96¼ | 0 | -0⅜ | 6.33 |
| Nationwide Ang.B/S. 4 93 | 200 | †94½ | 94⅞ | 0 | -0⅜ | 5.41 |
| Nippon Telg.&Tel.4¼ 95 | 200 | †95¼ | 96¼ | -0¼ | -0⅛ | 4.98 |
| Oesters.Ktbk. 5 03 | 75 | †94 | 95 | +0¼ | -2⅜ | 5.56 |
| Prov. NewFoundland 5 03 | 150 | †95 | 97 | -0½ | -3⅛ | 5.40 |
| Thailand 4⅝ 95 | 200 | †90 | 90¼ | -1⅛ | -3¼ | 6.35 |
| World Bank 5 03 | 150 | †95½ | 96½ | +0¼ | -0½ | 5.40 |

Average price change... On day -0⅛ on week -1¼

| YEN STRAIGHTS | Issued | Bid | Offer | Change on day | Change on week | Yield |
|---|---|---|---|---|---|---|
| Belgium 5⅜ 92 | 55 | 101⅛ | 101¾ | 0 | -0⅜ | 4.90 |
| Belgium 4⅝ 94 | 45 | 98 | 98¼ | 0 | -0¼ | 5.03 |
| Canada 4⅜ 92 | 80 | 98⅜ | 98⅝ | -0⅛ | -0¼ | 4.86 |
| Elec. De France 5⅛ 94 | 20 | 100⅜ | 100⅞ | -0⅛ | -0⅜ | 4.98 |
| Ireland 5⅛ 93 | 30 | 99⅞ | 100⅜ | 0 | -0¼ | 5.08 |
| Norway 5⅛ 95 | 50 | 100⅛ | 100⅝ | -0¼ | -0⅜ | 5.03 |
| Rep. of Italy 5⅜ 92 | 150 | 102⅜ | 102⅝ | -0⅛ | -0¼ | 4.84 |
| Sweden 4⅜ 93 | 50 | 98⅝ | 98⅞ | -0⅛ | -0⅜ | 4.95 |
| World Bank 5½ 92 | 50 | 102⅜ | 102⅞ | -0⅛ | -0⅜ | 4.80 |

Average price change... On day -0⅛ on week -0¼

| OTHER STRAIGHTS | Issued | Bid | Offer | Change on day | Change on week | Yield |
|---|---|---|---|---|---|---|
| Abbey Nat.BS.10¼ 93 £ | 50 | 97⅞ | 98⅜ | 0 | +0⅜ | 10.85 |
| Alg.Bk.Ned. 5½ 92 FL | 150 | 97¾ | 98¼ | -0⅛ | -0⅜ | 6.24 |
| Alg. Bk. Ned. 5¾ 93 FL | 200 | 96¾ | 97¼ | 0 | -0⅜ | 6.60 |
| Amro Bank 6¼ 92 FL | 150 | 98⅝ | 99⅛ | -0⅛ | -0⅜ | 6.60 |
| Aust.Ind.Dev. 12⅞ 93A$ | 100 | 92⅞ | 93⅜ | 0 | -1¼ | 15.09 |
| Austria 7½ 94 ECU | 100 | *†97 | 97 | 0 | -0⅞ | 8.23 |
| Barc. Bk. 10¼ 97 £ | 250 | 98 | 98½ | +0⅛ | +0½ | 10.55 |
| Barclays Aus.13½ 91 A$ | 100 | 95¾ | 96¼ | 0 | -1¼ | 15.33 |
| BP Capital 9⅝ 93 £ | 100 | 96⅜ | 96⅞ | -0⅛ | +0⅛ | 10.77 |
| British Airways 10 98 £ | 100 | 94⅞ | 95⅜ | 0 | +0⅝ | 10.87 |
| Buhrmann-Tet. 6⅜ 93 FL | 100 | 99⅜ | 99⅞ | -0⅜ | -0½ | 6.46 |
| Comm.Bk.Aust. 12⅝ 93A$ | 100 | 93 | 93⅜ | -0⅛ | -2¼ | 14.01 |
| Coop.Ctr.Rabo.6¼ 93 FL | 100 | 98 | 98½ | -0⅛ | -1 | 6.77 |
| Coop.Ctr.Rabo.6 92 FL | 200 | 97⅞ | 98⅜ | -0⅛ | -1 | 6.62 |
| Denmark 7¾ 92 ECU | 100 | *†99½ | 99½ | 0 | 0 | 7.94 |
| Dixons 11 95 £ | 90 | †98¼ | 98¾ | -0¼ | +0½ | 11.48 |
| Deut. Bk. Aust. 12⅞ 95 A$ | 70 | 93¾ | 94¼ | 0 | -3⅞ | 14.27 |
| Eastman Kodak 13 90 A$ | 100 | 94½ | 95⅛ | +0⅛ | -1½ | 16.94 |
| E.I.B. 7 96 LFr | 100 | *†98¼ | 98¼ | 0 | 0 | 7.33 |
| Elec.France 10¼ 95 C$ | 125 | †98¼ | 98¾ | -0¼ | -0¼ | 10.56 |
| Euratom 7⅜ 97 ECU | 145 | †93½ | 94 | -0⅝ | -1⅜ | 8.45 |
| Fed.Bus.Dv.Bk.9¾ 92 C$ | 75 | †97 | 97½ | 0 | -0⅛ | 10.74 |
| Ford Cr.Can.10⅜ 93 C$ | 100 | †99½ | 100 | -0⅛ | -0¼ | 10.83 |
| Ford.Mtr.Cred.7½ 91ECU | 100 | *†98¼ | 98¼ | 0 | -0⅜ | 8.00 |
| Gillette Can. 9⅝ 93 £ | 70 | 92⅝ | 93⅛ | 0 | +0¼ | 11.73 |
| G.M.A.C. 9⅞ 93 C$ | 150 | †95⅞ | 96⅜ | -0⅛ | -0¼ | 10.91 |
| G.M.A.C Aus.Fin.14 90 A$ | 50 | 95¾ | 96¼ | 0 | -2¼ | 17.14 |
| Halifax BS 10⅜ 97 £ | 100 | 97¾ | 98¼ | -0⅛ | +0¼ | 10.75 |
| Imp Chem Inds 10 03 £ | 100 | †95⅞ | 96⅜ | 0 | +0⅜ | 10.53 |
| Inv.Industry Int.10 93 £ | 60 | 97⅛ | 97⅝ | 0 | +0¼ | 10.79 |
| Lloyds Bank 10¼ 98 £ | 150 | 96 | 96½ | -0¼ | +0¼ | 10.91 |
| Lloyds Bank 11⅜ 98 £ | 100 | 100½ | 100⅞ | -0⅛ | +0¼ | 11.25 |
| Montreal Tst.10¾ 93 C$ | 100 | †98⅞ | 99⅜ | -0⅛ | -0¼ | 10.97 |
| Nat.Aus.Bank 14 91 A$ | 50 | †98 | 99 | -0¼ | -2¼ | 14.62 |
| Nationwide BS 10⅛ 93 £ | 75 | 96½ | 97⅛ | -0¼ | +0⅛ | 11.12 |
| Ned.Midd.Bank 6 92 FL | 150 | †98½ | 99 | 0 | -0⅜ | 6.44 |
| New Zealand 9½ 93 £ | 100 | 95½ | 95⅞ | -0⅛ | +0¼ | 10.82 |
| New Zealand 7¾ 93 ECU | 200 | †98⅞ | 99⅜ | -0⅛ | -0⅜ | 8.00 |
| Philips Gloeil. 6 93 FL | 300 | 97⅜ | 97¾ | -0½ | -1⅛ | 6.62 |
| Prudential Fin.9⅜ 07 £ | 150 | 91⅜ | 91⅞ | +0⅛ | +0⅜ | 10.42 |
| Royal Bk.Scot.10⅝ 98 £ | 125 | 98 | 98⅜ | -0⅛ | +0⅜ | 11.00 |
| Saskatchewan 9⅞ 91 C$ | 150 | †98½ | 99 | 0 | -0⅛ | 10.42 |
| Saskatchewan 10⅛ 93 | 200 | 98⅛ | 98⅜ | -0⅛ | -0¼ | 10.71 |
| S.D.R. 7⅜ 95 ECU | 90 | †97 | 97½ | 0 | -0⅞ | 8.34 |
| Sth.Aus.Gvt.Fin. 0 94 A$ | 100 | 50¼ | 50⅞ | +0¼ | -1⅜ | 14.92 |
| Union Bk. Switz. 7½ 93 | 150 | *†99 | 99 | 0 | -0½ | 7.75 |
| World Bank 5⅜ 92 FL | 100 | 97¼ | 97¾ | -0⅛ | -0⅞ | 6.65 |
| World Bank 13⅜ 92 A$ | 100 | †97⅜ | 97⅞ | -0¼ | -1⅜ | 14.21 |
| Zentrspk. 13¼ 93 A$ | 75 | †95½ | 96 | 0 | -2¼ | 14.51 |

| FLOATING RATE NOTES | Spread | Bid | Offer | C.dte | C.cpn |
|---|---|---|---|---|---|
| Alliance & Leic. Bid 94 £ | .08 | 99.70 | 99.75 | 21/01 | 10.99 |
| Belgium 91 US | 0 | 100.31 | 100.41 | 21/02 | 9 |
| Britannia 5 93 £ | 0⅛ | 99.95 | 100.00 | 10/04 | 13 |
| Chase Manhattan Crp.91 US | 0 1/16 | 99.58 | 99.83 | 22/02 | 8.94 |
| Citicorp 98 US | 0¼ | 98.20 | 98.45 | 28/02 | 9.62 |
| Credit Foncier 98 US | .063 | 99.62 | 99.72 | 20/04 | 8.44 |
| EEC 3 92 DM | 0 | 100.92 | 101.02 | 22/02 | 5.63 |
| Halifax BS 94 £ | .1 | 99.92 | 99.97 | 8/02 | 12.29 |
| Invt. In Industry 94 £ | 0 | 99.96 | 100.04 | 24/02 | 11.87 |
| Leeds Perm. B/S. 94 £ | 0⅛ | 100.05 | 100.10 | 13/04 | 13.37 |
| Midland Bank 01 £ | .1 | 97.67 | 98.21 | 11/02 | 11.41 |
| Milk Mkt.Brd. 5 93 £ | 0 1/16 | 99.95 | 100.00 | 30/12 | 12.06 |
| New Zealand 5 97 £ | .07 | 100.12 | 100.23 | 20/02 | 12.16 |
| State Bk. Nsw. 98 US | .188 | 100.50 | 100.60 | 13/02 | 8.87 |
| Woolwich Equit.BS. 93 £ | 0⅛ | 99.94 | 99.99 | 13/04 | 13.37 |
| Woolwich 5 95 £ | 0⅛ | 99.46 | 99.51 | 21/02 | 12.37 |

Average price change... On day -0.01 on week -0.06

| CONVERTIBLE BONDS | Cnv. date | Cnv price | Bid | Offer | Chg. day | Prem |
|---|---|---|---|---|---|---|
| Alcoa 6¼ 02 US | 8/87 | 62. | 113 | 114 | -0⅛ | 10.82 |
| Amer. Brands 7¾ 02 US | 9/87 | 56.7 | 116¼ | 117¼ | -0⅜ | 2.82 |
| Ashikaga Bank 2⅛ 02 US | 4/87 | 967. | 155⅞ | 156⅞ | -1⅞ | 4.09 |
| Asics 5 92 DM | 12/83 | 472.7 | 244⅛ | 245⅛ | 0 | 5.77 |
| CBS. Inc. 5 02 US | 4/87 | 200. | 95 | 96 | -0¼ | 8.99 |
| Comm. Credit 5½ 02 US | 4/87 | 66.75 | 65⅞ | 66⅞ | +0¼ | 58.23 |
| Eng.China Clay 6½ 03 £ | 9/88 | 4.8 | 107⅛ | 108⅛ | 0 | 1.53 |
| Fujitsu 3 99 US | 5/84 | 1106. | 239⅝ | 240⅝ | 0 | 0.23 |
| Land Secs. 6¾ 02 £ | 6/87 | 6.72 | 98¼ | 99¼ | 0 | 10.09 |
| MCA INC 5½ 02 US | 9/87 | 69.62 | 85½ | 86½ | +0¼ | 24.41 |
| Minolta Camera 2¼ 94 DM | 2/86 | 1004. | 107½ | 108¼ | -0⅛ | 10.78 |
| Mitsubishi Bk.1¾ 02 US | 9/87 | 3157. | 129⅜ | 131 | +0⅛ | 4.91 |
| Mitsui trust 2⅜ 01 US | 10/86 | 1903. | 137⅝ | 138⅝ | -1⅞ | 3.70 |
| Nishi Nipp.Bk.2⅞ 03 US | 4/88 | 804. | 128⅝ | 129⅝ | -2¼ | 6.81 |
| Omron Tateisi 2⅛ 02 US | 4/87 | 1310. | 207½ | 208⅞ | +1¼ | -0.40 |
| Ranks Hovis 4⅛ 03 £ | 1/88 | 3.5 | 115⅞ | 116⅞ | +1⅞ | 1.32 |
| Redland 7¼ 02 £ | 1/87 | 5.4 | 100¼ | 101¼ | +0¼ | 9.47 |
| Saatchi&Stchi.6¾ 03 £ | †10/89 | 4.41 | 102¼ | 103¼ | +0¼ | 10.52 |
| Texas Inst. 2¼ 02 US | 9/87 | 82.87 | 75¼ | 76¼ | +0¼ | 45.15 |
| W.R. Grace 6¼ 02 US | 9/87 | 42.12 | 83⅝ | 84⅝ | -0⅛ | 28.86 |

* No information available-previous day's price

† Only one market maker supplied a price

Straight Bonds: The yield is the yield to redemption of the mid-price; the amount issued is in millions of currency units except for Yen bonds where it is in billions. Change on week=Change over price a week earlier.

Floating Rate Notes: Denominated in dollars unless otherwise indicated. Coupon shown is minimum. C.dte=Date next coupon becomes effective. Spread=Margin above six-month offered rate (three-month; §above mean rate) for US dollars. C.cpn=The current coupon.

Convertible Bonds: Denominated in dollars unless otherwise indicated. Chg. day=Change on day. Cnv date=First date of conversion into shares. Cnv. price=Nominal amount of bond per share expressed in currency of share at conversion rate fixed at issue. Prem=Percentage premium of the current effective price of acquiring shares via the bond over the most recent price of the shares.

© The Financial Times Ltd., 1989. Reproduction in whole or in part in any form not permitted without written consent. Data supplied by DATASTREAM International.

The prices over the past week were supplied by: Kredietbank N.V.; Commerzbank AG; Deutsche Bank AG; Westdeutsche Landesbank Girozentrale; Bank Générale du Luxembourg SA; Bank Internationale Luxembourg; Kredietbank Luxembourg; Algemene Bank Nederland NV; Pierson, Heldring & Pierson; Credit Suisse Bank; Bank of Tokyo International; Chase Manhattan; Citicorp International Bank; Daiwa Europe NV; Credit Commercial de France (Securities); LTCB International; Robert Fleming & Co.; Bankers Trust; Goldman Sachs International Corporation; Hambros Bank; IBJ International; Merrill Lynch; Morgan Stanley International; Nikko Securities Company (Europe); Nomura International; Samuel Montagu & Co.; Societe Generale Strauss Turnbull; Swiss Bank Corporation International; S.G. Warburg and Co.; Wood Gundy.

## FT GUIDE TO WORLD CURRENCIES

The table below gives the latest available rates of exchange (rounded) against four key currencies on Monday February 6, 1989. In some cases the rate is nominal. Market rates are the average of buying and selling rates except where they are shown to be otherwise. In some cases market rates have been calculated from those of foreign currencies to which they are tied.

| COUNTRY | | £ STG | US $ | D-MARK | YEN (X 100) |
|---|---|---|---|---|---|
| Afghanistan | (Afghani) | 99.25 | 57.2706 | 30.4915 | 44.1601 |
| Albania | (Lek) | 10.0162 | 5.7796 | 3.0771 | 4.4565 |
| Algeria | (Dinar) | 11.0848 | 6.3963 | 3.4054 | 4.9320 |
| Andorra | (Fr Fr) | 11.0825 | 6.3949 | 3.4047 | 4.9310 |
| | (Sp Peseta) | 202.00 | 116.5608 | 62.0583 | 89.8776 |
| Angola | (Kwanza) | 53.5715 | 30.9125 | 16.4582 | 23.8360 |
| Antigua | (E Carr $) | 4.6764 | 2.6984 | 1.4366 | 2.0807 |
| Argentina | (Austral) | 30.9650 | 17.8678 | 9.5130 | 13.7775 |
| Aruba | (Florin) | 3.1003 | 1.7889 | 0.9524 | 1.3794 |
| Australia | (Aus $) | 1.9643 | 1.1334 | 0.6034 | 0.8739 |
| Austria | (Schilling) | 22.885 | 13.2054 | 7.0307 | 10.1824 |
| Azores | (Port Escudo) | 266.50 | 153.7795 | 81.8740 | 118.5761 |
| Bahamas | (Bahama $) | 1.7330 | 1 | 0.5324 | 0.7710 |
| Bahrain | (Dinar) | 0.6545 | 0.3776 | 0.2010 | 0.2912 |
| Balearic Is | (Sp Peseta) | 202.00 | 116.5608 | 62.0583 | 89.8776 |
| Bangladesh | (Taka) | 54.00 | 31.1598 | 16.5898 | 24.0266 |
| Barbados | (Barb $) | 3.4836 | 2.0101 | 1.0702 | 1.5499 |
| Belgium | (Belg Fr) | 68.10c | 39.2960 | 20.9216 | 30.3003 |
| | | 68.45g | 39.4979 | 21.0291 | 30.4560 |
| Belize | (B $) | 3.4640 | 1.9988 | 1.0642 | 1.5412 |
| Benin | (CFA Fr) | 554.12 | 319.7461 | 170.2365 | 246.5494 |
| Bermuda | (Bermudian $) | 1.7330 | 1 | 0.5324 | 0.7710 |
| Bhutan | (Ngultrum) | 26.12 | 15.0721 | 8.0245 | 11.6218 |
| Bolivia | (Boliviano) | 4.3127 | 2.4885 | 1.3249 | 1.9188 |
| Botswana | (Pula) | 3.4575 | 1.9950 | 1.0622 | 1.5383 |
| Brazil | (Cruzado) | 1.7298 | 0.9981 | 0.5314 | 0.7696 |
| British Virgin Is | (US $) | 1.7330 | 1 | 0.5324 | 0.7710 |
| Brunei | (Brunei $) | 3.3413 | 1.9280 | 1.0265 | 1.4866 |
| Bulgaria | (Lev) | 1.4956 | 0.8630 | 0.4594 | 0.6654 |
| Burkina Faso | (CFA Fr) | 554.13 | 319.7518 | 170.2396 | 246.5539 |
| Burma | (Kyat) | 11.4112 | 6.5846 | 3.5057 | 5.0772 |
| Burundi | (Burundi Fr) | 269.82 | 155.6953 | 82.8940 | 120.0533 |
| Cameroon | (CFA Fr) | 554.13 | 319.7518 | 170.2396 | 246.5539 |
| Canada | (Canadian $) | 2.0500 | 1.1829 | 0.6298 | 0.9121 |
| Canary Is | (Sp Peseta) | 202.00 | 116.5608 | 62.0583 | 89.8776 |
| Cp. Verde Is | (CV Escudo) | 130.4456 | 75.2715 | 40.0754 | 58.0403 |
| Cayman Is | (CI $) | 1.4376 | 0.8295 | 0.4416 | 0.6396 |
| Cent. Afr. Rep | (CFA Fr) | 554.13 | 319.7518 | 170.2396 | 246.5539 |
| Chad | (CFA Fr) | 554.13 | 319.7518 | 170.2396 | 246.5539 |
| Chile | (Chilean Peso) | 439.00 | 253.3179 | 134.8694 | 195.3281 |
| China | (Renminbi Yuan) | 6.5239 | 3.7645 | 2.0042 | 2.9027 |
| Colombia | (Col Peso) | 597.46 | 344.7547 | 183.5514 | 265.8331 |
| Comoro Is | (CFA Fr) | 554.13 | 319.7518 | 170.2396 | 246.5539 |
| Congo (Brazz) | (CFA Fr) | 554.13 | 319.7518 | 170.2396 | 246.5539 |
| Costa Rica | (Colon) | 138.2136 | 79.7539 | 42.4619 | 61.4965 |
| Cuba | (Cuban Peso) | 1.3191 | 0.7611 | 0.4052 | 0.5869 |
| Cyprus | (Cyprus £) | 0.8346 | 0.4815 | 0.2564 | 0.3713 |
| Czechoslovakia | (Koruna) | 26.12c | 15.0721 | 8.0245 | 11.6218 |
| | | 16.95t | 9.7807 | 5.2073 | 7.5417 |
| | | 17.42t | 10.0519 | 5.3517 | 7.7508 |
| Denmark | (Danish Kroner) | 12.6425 | 7.2951 | 3.8840 | 5.6251 |
| Djibouti Rep | (Djib Fr) | 305.00 | 175.9953 | 93.7019 | 135.7063 |
| Dominica | (E Carrib $) | 4.6764 | 2.6984 | 1.4366 | 2.0807 |
| Dominican Rep | (D Peso) | 10.9982 | 6.3463 | 3.3788 | 4.8935 |
| Ecuador | (Sucre) | 733.66o | 423.3467 | 225.3947 | 326.4338 |
| | | 931.70a | 537.6226 | 286.2365 | 414.5494 |
| Egypt | (Egyptian £) | 4.1070 | 2.3698 | 1.2617 | 1.8273 |
| El Salvador | (Colon) | 8.6670 | 5.0011 | 2.6626 | 3.8562 |
| Equat'l Guinea | (CFA Fr) | 554.13 | 319.7518 | 170.2396 | 246.5539 |
| Ethiopia | (Ethiopian Birr) | 3.5603 | 2.0544 | 1.0937 | 1.5841 |
| Falkland Is | (Falk £) | 1.00 | 0.5770 | 0.3072 | 0.4449 |
| Faroe Is | (Danish Kroner) | 12.6425 | 7.2951 | 3.8840 | 5.6251 |
| Fiji Is | (Fiji $) | 2.4436 | 1.4100 | 0.7507 | 1.0872 |
| Finland | (Markka) | 7.4930 | 4.3237 | 2.3019 | 3.3339 |
| France | (Fr) | 11.0825 | 6.3949 | 3.4047 | 4.9310 |
| Fr. Cty/Africa | (CFA Fr) | 554.13 | 319.7518 | 170.2396 | 246.5539 |
| Fr. Guiana | (Local Fr) | 11.0825 | 6.3949 | 3.4047 | 4.9310 |
| Fr. Pacific Is | (CFP Fr) | 200.00 | 115.4068 | 61.4439 | 88.9877 |
| Gabon | (CFA Fr) | 554.13 | 319.7518 | 170.2396 | 246.5539 |
| Gambia | (Dalasi) | 11.2580 | 6.4962 | 3.4586 | 5.0091 |
| Germany East | (Ostmark) | 3.2550 | 1.8782 | 1 | 1.4482 |
| Germany West | (DMark) | 3.2550 | 1.8782 | 1 | 1.4482 |
| Ghana | (Cedi) | 402.66 | 232.3485 | 123.7050 | 179.1590 |
| Gibraltar | (Gib £) | 1.00 | 0.5770 | 0.3072 | 0.4449 |
| Greece | (Drachma) | 270.81 | 156.2665 | 83.1981 | 120.4938 |

| COUNTRY | | £ STG | US $ | D-MARK | YEN (X 100) |
|---|---|---|---|---|---|
| Greenland | (Danish Krone) | 12.6425 | 7.2951 | 3.8840 | 5.6251 |
| Grenada | (E Carr $) | 4.6764 | 2.6984 | 1.4366 | 2.0807 |
| Guadaloupe | (Local Fr) | 11.0825 | 6.3949 | 3.4047 | 4.9310 |
| Guam | (US $) | 1.7330 | 1 | 0.5324 | 0.7710 |
| Guatemala | (Quetzal) | 4.7581 | 2.7455 | 1.4617 | 2.1170 |
| Guinea | (Fr) | 519.60 | 299.8268 | 159.6313 | 231.1902 |
| Guinea-Bissau | (Peso) | 1125.80 | 649.6249 | 345.8678 | 500.9121 |
| Guyana | (Guyanese $) | 15.5650 | 8.9815 | 4.7818 | 6.9254 |
| Haiti | (Goude) | 8.6600 | 4.9971 | 2.6605 | 3.8531 |
| Honduras | (Lempira) | 3.4668 | 2 | 1.0650 | 1.5425 |
| Hong Kong | (HK $) | 13.5065 | 7.7937 | 4.1494 | 6.0095 |
| Hungary | (Forint) | 94.5685 | 54.5692 | 29.0533 | 42.0771 |
| Iceland | (Icelandic Krona) | 87.25 | 50.3462 | 26.8049 | 38.8209 |
| India | (Indian Rupee) | 26.12 | 15.0721 | 8.0245 | 11.6218 |
| Indonesia | (Rupiah) | 3037.37 | 1752.6658 | 933.1397 | 1351.4438 |
| Iran | (Rial) | 123.80 | 71.4368 | 38.0337 | 55.0834 |
| Iraq | (Iraqi Dinar) | 0.5415 | 0.3124 | 0.1663 | 0.2409 |
| Irish Rep | (Punt) | 1.2200 | 0.7039 | 0.3748 | 0.5428 |
| Israel | (Shekel) | 3.1420 | 1.8130 | 0.9652 | 1.3979 |
| Italy | (Lira) | 2376.00 | 1371.0328 | 729.9539 | 1057.1746 |
| Ivory Coast | (CFA Fr) | 554.13 | 319.7518 | 170.2396 | 246.5539 |
| Jamaica | (Jamaican $) | 9.3569 | 5.3992 | 2.8746 | 4.1632 |
| Japan | (Yen) | 224.75 | 129.6884 | 69.0476 | 100 |
| Jordan | (Jordanian Dinar) | 0.9700 | 0.5597 | 0.2980 | 0.4315 |
| Kampuchea | (Riel) | 173.30 | 100 | 53.2411 | 77.1078 |
| Kenya | (Kenya Shilling) | 32.55 | 18.7824 | 10 | 14.4827 |
| Kiribati | (Australian $) | 1.9643 | 1.1334 | 0.6034 | 0.8739 |
| Korea North | (Won) | 1.6800 | 0.9694 | 0.5161 | 0.7474 |
| Korea South | (Won) | 1185.25 | 683.9296 | 364.1321 | 527.3637 |
| Kuwait | (Kuwaiti Dinar) | 0.5006 | 0.2888 | 0.1537 | 0.2227 |
| Laos | (New Kip) | 744.76 | 429.7518 | 228.8049 | 331.3726 |
| Lebanon | (Lebanese £) | 893.80 | 515.7530 | 274.5929 | 397.6863 |
| Lesotho | (Maluti) | 4.2318 | 2.4418 | 1.3000 | 1.8828 |
| Liberia | (Liberian $) | 1.7330 | 1 | 0.5324 | 0.7710 |
| Libya | (Libyan Dinar) | 0.5089 | 0.2936 | 0.1563 | 0.2264 |
| Liechtenstein | (Swiss Fr) | 2.7675 | 1.5969 | 0.8502 | 1.2313 |
| Luxembourg | (Lux Fr) | 68.10 | 39.2960 | 20.9216 | 30.3003 |
| Macao | (Pataca) | 13.9549 | 8.0524 | 4.2872 | 6.2090 |
| Madeira | (Port Escudo) | 266.50 | 153.7795 | 81.8740 | 118.5761 |
| Malagasy Rep | (MG Fr) | 2550.68 | 1471.8291 | 783.6190 | 1134.8965 |
| Malawi | (Kwacha) | 4.5975 | 2.6529 | 1.4124 | 2.0456 |
| Malaysia | (Ringgit) | 4.7280 | 2.7282 | 1.4525 | 2.1036 |
| Maldive Is | (Rufiya) | 15.0857 | 8.7049 | 4.6346 | 6.7122 |
| Mali Rep | (CFA Fr) | 554.13 | 319.7518 | 170.2396 | 246.5539 |
| Malta | (Maltese £) | 0.5909 | 0.3409 | 0.1815 | 0.2629 |
| Martinique | (Local Fr) | 11.0825 | 6.3949 | 3.4047 | 4.9310 |
| Mauritania | (Ouguiya) | 129.90 | 74.9567 | 39.9078 | 57.7975 |
| Mauritius | (Maur Rupee) | 24.99 | 14.4200 | 7.6774 | 11.1190 |
| Mexico | (Mexican Peso) | 4016.41a | 2317.6053 | 1233.9201 | 1787.0567 |
| | | 3974.94d | 2293.6757 | 1221.1797 | 1768.6051 |
| Miquelon | (Local Fr) | 11.0825 | 6.3949 | 3.4047 | 4.9310 |
| Monaco | (French Fr) | 11.0825 | 6.3949 | 3.4047 | 4.9310 |
| Mongolia | (Tugrik) | 5.8117 | 3.3535 | 1.7854 | 2.5858 |
| Montserrat | (E Carr $) | 4.6764 | 2.6984 | 1.4366 | 2.0807 |
| Morocco | (Dirham) | 14.50 | 8.3669 | 4.4546 | 6.4516 |
| Mozambique | (Metical) | 1128.31 | 651.0732 | 346.6390 | 502.0289 |
| Namibia | (S A Rand) | 4.2318 | 2.4418 | 1.3000 | 1.8828 |
| Nauru Is | (Australian $) | 1.9643 | 1.1334 | 0.6034 | 0.8739 |
| Nepal | (Nepalese Rupee) | 41.5680 | 23.9861 | 12.7705 | 18.4952 |
| Netherlands | (Guilder) | 3.6775 | 2.1220 | 1.1298 | 1.6362 |
| N'nd Antilles | (A/Guilder) | 3.1003 | 1.7889 | 0.9524 | 1.3794 |
| New Zealand | (NZ $) | 2.8270 | 1.6312 | 0.8685 | 1.2578 |
| Nicaragua | (Cordoba) | 3986.82 | 2300.5308 | 1224.8294 | 1773.8909 |
| Niger Rep | (CFA Fr) | 554.13 | 319.7518 | 170.2396 | 246.5539 |
| Nigeria | (Naira) | 12.1240 | 6.9959 | 3.7247 | 5.3944 |
| Norway | (Nor. Krone) | 11.7575 | 6.7844 | 3.6121 | 5.2313 |
| Oman | (Rial Omani) | 0.6695 | 0.3863 | 0.2056 | 0.2978 |
| Pakistan | (Pak. Rupee) | 32.72 | 18.8805 | 10.0522 | 14.5583 |
| Panama | (Balboa) | 1.7330 | 1 | 0.5324 | 0.7710 |
| Papua New Guinea | (Kina) | 1.4215 | 0.8202 | 0.4367 | 0.6324 |
| Paraguay | (Guarani) | 554.68o | 320.0692 | 170.4086 | 246.7986 |
| | | 1969.93a | 1136.7166 | 605.2012 | 876.4983 |

| COUNTRY | | £ STG | US $ | D-MARK | YEN (X 100) |
|---|---|---|---|---|---|
| Peru | (Inti) | 1238.65o | 714.7432 | 380.5376 | 551.1234 |
| | | 2903.44a | 1675.3837 | 891.9938 | 1291.8531 |
| Philippines | (Peso) | 35.40 | 20.4270 | 10.8755 | 15.7508 |
| Pitcairn Is | (£ Sterling) | 1.00 | 0.5770 | 0.3072 | 0.4449 |
| | (NZ $) | 2.8270 | 1.6312 | 0.8685 | 1.2578 |
| Poland | (Zloty) | 902.25 | 520.6289 | 277.1889 | 401.4460 |
| Portugal | (Escudo) | 266.50 | 153.7795 | 81.8740 | 118.5761 |
| Puerto Rico | (US $) | 1.7330 | 1 | 0.5324 | 0.7710 |
| Qatar | (Riyal) | 6.3305 | 3.6529 | 1.9448 | 2.8166 |
| Reunion Is. de la | (F/Fr) | 11.0825 | 6.3949 | 3.4047 | 4.9310 |
| Romania | (Leu) | 14.78i | 8.5285 | 4.5407 | 6.5761 |
| Rwanda | (Fr) | 135.5163 | 78.1975 | 41.6332 | 60.2964 |
| St Christopher | (E Carr $) | 4.6764 | 2.6984 | 1.4366 | 2.0807 |
| St Helena | (£) | 1.00 | 0.5770 | 0.3072 | 0.4449 |
| St Lucia | (E Carr $) | 4.6764 | 2.6984 | 1.4366 | 2.0807 |
| St Pierre | (French Fr) | 11.0825 | 6.3949 | 3.4047 | 4.9310 |
| St Vincent | (E Carr $) | 4.6764 | 2.6984 | 1.4366 | 2.0807 |
| San Marino | (Italian Lira) | 2376.00 | 1371.0328 | 729.9539 | 1057.1746 |
| Sao Tome | (Dobra) | 177.149 | 102.2210 | 54.4236 | 78.8204 |
| Saudi Arabia | (Riyal) | 6.5015 | 3.7515 | 1.9973 | 2.8927 |
| Senegal | (CFA Fr) | 554.13 | 319.7518 | 170.2396 | 246.5539 |
| Seychelles | (Rupee) | 9.47 | 5.4645 | 2.9093 | 4.2135 |
| Sierra Leone | (Leone) | 71.07 | 41.0098 | 21.8341 | 31.6218 |
| Singapore | ($) | 3.3413 | 1.9280 | 1.0265 | 1.4866 |
| Solomon Is | ($) | 3.6836 | 2.1255 | 1.1316 | 1.6389 |
| Somali Rep | (Shilling) | 422.608 | 243.8592 | 129.8334 | 188.0347 |
| South Africa | (Rand) | 4.2318c | 2.4418 | 1.3000 | 1.8828 |
| | | 6.8600g | 3.9584 | 2.1075 | 3.0522 |
| Spain | (Peseta) | 202.00 | 116.5608 | 62.0583 | 89.8776 |
| Spanish Ports in N Africa | (Sp Peseta) | 202.00 | 116.5608 | 62.0583 | 89.8776 |
| Sri Lanka | (Rupee) | 56.70 | 32.7178 | 17.4193 | 25.2280 |
| Sudan Rep | (£) | 7.7940 | 4.4974 | 2.3944 | 3.4678 |
| Surinam | (Guilder) | 3.0916 | 1.7839 | 0.9498 | 1.3755 |
| Swaziland | (Lilangeni) | 4.2318 | 2.4418 | 1.3000 | 1.8828 |
| Sweden | (Krona) | 11.0425 | 6.3718 | 3.3924 | 4.9132 |
| Switzerland | (Fr) | 2.7675 | 1.5969 | 0.8502 | 1.2313 |
| Syria | (£) | 36.3720 | 20.9878 | 11.1741 | 16.1833 |
| Taiwan | ($) | 48.125 | 27.7697 | 14.7849 | 21.4126 |
| Tanzania | (Shilling) | 244.50 | 141.0848 | 75.1152 | 108.7875 |
| Thailand | (Baht) | 43.50 | 25.1009 | 13.3640 | 19.3548 |
| Togo Rep | (CFA Fr) | 554.13 | 319.7518 | 170.2396 | 246.5539 |
| Tonga Is | (Pa Anga) | 1.9643 | 1.1334 | 0.6034 | 0.8739 |
| Trinidad/Tobago | ($) | 7.3610 | 4.2475 | 2.2614 | 3.2751 |
| Tunisia | (Dinar) | 1.6529 | 0.9537 | 0.5078 | 0.7354 |
| Turkey | (Lira) | 3307.70 | 1908.6555 | 1016.1904 | 1471.7241 |
| Turks & Caicos | (US $) | 1.7330 | 1 | 0.5324 | 0.7710 |
| Tuvalu | (Australian $) | 1.9643 | 1.1334 | 0.6034 | 0.8739 |
| Uganda | (New Shilling) | 285.812 | 164.9232 | 87.8070 | 127.1686 |
| U A E | (Dirham) | 6.3670 | 3.6739 | 1.9560 | 2.8329 |
| United Kingdom | (£) | 1.00 | 0.5770 | 0.3072 | 0.4449 |
| United States | (US $) | 1.7330 | 1 | 0.5324 | 0.7710 |
| Uruguay | (Peso) | 815.56 | 470.6058 | 250.5560 | 362.8743 |
| USSR | (Rouble) | 1.0944 | 0.6315 | 0.3362 | 0.4869 |
| Vanuatu | (Vatu) | 182.18 | 105.1240 | 55.9692 | 81.0589 |
| Vatican | (Lira) | 2376.00 | 1371.0328 | 729.9539 | 1057.1746 |
| Venezuela | (Bolivar) | 25.1140e | 14.4916 | 7.7155 | 11.1741 |
| | | 64.911 | 37.4552 | 19.9416 | 28.8809 |
| Vietnam | (Dong) | 5715.60 | 3298.0957 | 1755.9447 | 2543.0923 |
| Virgin Is-British | (US $) | 1.7330 | 1 | 0.5324 | 0.7710 |
| Virgin Is-US | (US $) | 1.7330 | 1 | 0.5324 | 0.7710 |
| Western Samoa | (Tala) | 3.7370 | 2.1563 | 1.1480 | 1.6627 |
| Yemen | (Rial) | 17.79 | 10.2654 | 5.4654 | 7.9154 |
| Yemen PDR | (Dinar) | 0.5941 | 0.3428 | 0.1825 | 0.2643 |
| Yugoslavia | (Dinar) | 10575.79 | 6102.5908 | 3249.0906 | 4705.5795 |
| Zaire Rep | (Zaire) | 540.25 | 311.7426 | 165.9754 | 240.3781 |
| Zambia | (Kwacha) | 17.40 | 10.0403 | 5.3456 | 7.7419 |
| Zimbabwe | ($) | 3.4575 | 1.9950 | 1.0622 | 1.5383 |

Special Drawing Rights February 3 1989 United Kingdom £0.748204 United States $1.30614 Germany West D Mark 2.45628 Japan Yen168.623   European Currency Unit Rates February 6 1989 United Kingdom £0.639188 United States $1.10644 Germany West D Mark 2.08663 Japan Yen143.671

Abbreviations: (a) Free rate; (b) Banknote rate; (c) Commercial rate; (d) Controlled rate; (e) Essential imports; (g) Financial rate; (h) Exports; (i) Non commercial rate; (j) Business rate; (k) Buying rate; (l) Luxury goods; (m) Market rate; (o) Official rate; (p) preferential rate; (q) convertible rate; (r) parallel rate; (s) Selling rate; (t) Tourist rate.
Some data supplied by Bank of America, Economics Department, London Trading Centre. Enquiries: 01 634 4360/5.
Monday February 6, 1989

TRADE INDEMNITY
CREDIT RISK MANAGEMENT SERVICES 01-739 4311

FILMS ON FINANCE

*Five new releases from Financial i (JAN/FEB 1989)*

An Introduction to Futures
An Introduction to Options
U.K. Equities: The Issuer
U.K. Equities: The Market
U.K. Equities: The Investor

*Financial i's existing library includes:*

An Introduction to Foreign Exchange
Advanced Foreign Exchange
Currency Options
The Eurobond Market
Interest Rate Swaps
Currency Swaps
U.S. Treasury Securities
The Gilt-Edged Market
The U.S. Money Market
The Gold Market
Soft Commodity Options

financial i

Over 250 banks, money managers, accountants, lawyers and corporations in over 40 countries worldwide use Financial i's films.

Trailer/Preview tapes and demonstrations are available on request

Please send me more information about Financial i's films on Finance.

Name:
Position:
Company:
Address:

Telephone:
Telex/Fax:

Contact:
Financial i Ltd.
250 King's Road
London SW3 5UE
Tel: (01) 351 6955
Telex: 94014207=FINI G
Fax: (01) 351 6950

FILMS ON FINANCE FILMS ON FINANCE FILMS ON FINANCE FILMS ON FINANCE FILMS ON FINANCE FILMS ON FINANCE FILMS ON FINANCE FILMS ON FINANCE FILMS ON FINANCE FILMS ON FINANCE FILMS ON FINANCE FILMS ON FINANCE FILMS ON FINANCE

MANAGEMENT EDUCATION & DEVELOPMENT

The Financial Times proposes to publish a Survey on the above on

Tuesday March 28th 1989

For a full editorial synopsis and advertisement details, please contact:

Jacqueline Keegan

on 01-248-8000 ext 3740
or write to her at:
Bracken House, 10 Cannon Street
London EC4P 4BY.

FINANCIAL TIMES
EUROPE'S BUSINESS NEWSPAPER

INTERNATIONAL RESIDENTIAL PROPERTY
Advertising Appears in the Weekend FT every Saturday
For further details please contact
CLIVE BOOTH
Tel (01)248 5284
Fax (01)248 4601

The FT City Seminar

Plaisterers Hall, City of London
20, 21 & 22 February, 1989

The 1989 agenda will feature a number of presentations concerned with the outlook for London as the Single European Market of 1992 approaches.

Speakers will include:

**Win Bischoff**
Chairman
J. Henry Schroder Wagg & Co. Ltd

**Philip Warland**
Head of Information Division
Bank of England

**Martin Hall**
Director of Policy and Planning
The Securities Association

**Mark Boléat**
Director-General
The Building Societies Association

**Michael Fowle**
Senior UK Banking & Finance Partner
Peat Marwick McLintock

**Robin Hutton**
Director-General
British Merchant Banking and Securities Houses Association

A FINANCIAL TIMES SEMINAR

*For information please return this advertisement, together with your business card, to:*
FT
Financial Times Conference Organisation
126 Jermyn Street, London SW1Y 4UJ
*Alternatively,*
telephone: 01-925 2323
telex 27347 FTCONF G Fax: 01-925 2125

# Novel mortgage-backed issue will raise £150m

By Andrew Freeman

A £150m UK mortgage-backed deal, the first of the year in the Eurobond market, was the main feature yesterday as new issue activity continued its recent predictable form.

The floating-rate Euro-sterling issue for Secured Residential Funding came with an innovative structure and was lead-managed by Credit Suisse First Boston. The issue is the first in which the mortgages used as collateral for the deal have been originated by two separate institutions, in this case Allied Dunbar Mortgages and HMC High Equity, a subsidiary of the Household Mortgage Corporation (HMC).

Yesterday's offering is divided into two parts. The main £150m of Class A notes are part of a senior/subordinated structure whereby SRF is also issuing around £10m B notes in a private placement.

The A notes were priced at par to yield London interbank offered rates plus 20 basis points, the tightest launch yet for a mortgage-backed issue according to the lead manager. The most recent UK mortgage-backed issue came at a spread of 27.5 basis points over Libor.

Demand was strong from a wide range of institutions. CSFB reported interest from the US, Japan, Continental Europe and the UK and quoted the bonds at 99.96 bid, well within fees of 32.5 basis points.

Although the nominal maturity is March 2021, the notes have an expected average life of 7.6 years. This is longer than usual and is achieved partly by allowing substitution of new mortgages for those paid early during the first three years.

The A notes are callable on coupon dates after five years, an option that gives the borrower greater flexibility and is attractive to investors because it suggests a shorter maturity.

The purpose of the B notes is to ensure the triple-A credit rating of the main issue by creating a cushion to absorb any mortgage defaults. The B notes carry an expected average life of nine to 10 years and an interest margin of just under 1 percentage point above Libor. Like the A notes, they will be listed in Luxembourg.

There was talk that HMC

## INTERNATIONAL BONDS

itself might follow with a fixed-rate Eurobond issue later this week if swap opportunities present themselves.

Elsewhere, Bank of Novia Scotia (Cayman Islands) came to the market for NZ$50m with a three-year issue brought by Fay, Richwhite. The bonds, which are non-callable, carry a 13½ per cent coupon and were priced at 101¾ to yield 20 basis points under the equivalent government issue.

Although clearly aimed at retail investors, who benefit from a yield pick-up after withholding tax has been reclaimed, the coupon was half a percentage point lower than recent levels in the sector. According to the lead manager this was in response to the fall in domestic yields. In early trading the bonds were quoted at less 1¼ bid, on fees.

Although the proceeds were swapped, the lead manager declined to say which currency was involved. The Bank of Novia Scotia has an outstanding Kiwi issue which matures on March 20.

Nomura International was the lead manager for a Y20bn issue for Eurofima. The bonds, which carry a 5 per cent coupon, were priced at 101⅞. Several traders felt this was about right, but after a quiet start the lead manager quoted the bonds at less 1.90 bid, just outside fees of 1⅞ per cent. The issue proceeds were not swapped.

There was some switching out of the yen secondary market by investors looking for liquidity, but the deal's slow reception was mainly due to the difficulties some co-managers experienced in placing their allocations. The Euro-yen sector has been out of fashion for some time.

Standard & Poor's, the US debt rating agency, said it had affirmed ratings on Cummins Engine, the US diesel engine producer.

S&P said this reflected UK-based Hanson's announcement that its 8.32 per cent equity stake in Cummins was for investment only and that it had no intention of seeking control of the company, plus the fact that no other potential suitors had emerged.

BBB senior debt, BBB-minus subordinated debt and preference stock and the A-2 commercial paper rating of the Cummins Financial unit were affirmed.

# UK treads carefully over insider dealing

## Clive Wolman reports on the worldwide trend towards tougher financial regulation

The recent spate of aggressive crackdowns and exposures of insider dealing and other related securities offences in the US, France and Japan has left the UK regulatory authorities, by comparison, looking rather passive.

The drive against insider dealing in the US, spearheaded by the Securities and Exchange Commission, dates back seven years. However, the most dramatic consequences of the crackdown became apparent only in 1986 with the unmasking of Mr Dennis Levine, a leading investment banker. His confessions led the authorities to Mr Ivan Boesky, whose confessions in turn led to arrests and charges against several other leading Wall Street bankers and firms.

Most of the successes of the US authorities have been achieved through out-of-court settlements which included the payment of profits and civil penalties. Mr Gary Lynch, the former head of enforcement, subsequently admitted that in many cases resolved by out-of-court settlements, the SEC's case was based on shaky evidence.

The case now being prepared against Mr Michael Milken of Drexel Burnham Lambert looks like being the first in which both the strength of the SEC's evidence and the limits of US securities law will be tested fully.

The judicial interpretations of the US law against insider dealing was stretched to its limits – and some claim beyond – by the case against Mr Foster Winans, the Wall Street Journal reporter, four years ago. The Supreme Court eventually decided that the leaking of the recommendations of his stock market column and the trading in advance of publication could be defined as insider dealing. Last year, the legal position was clarified by the passing of a new law which made a criminal offence any abuse of information misappropriated in breach of confidence.

However, it seems likely that, in most cases, the SEC will continue to impose civil penalties on the basis of out-of-court settlements. The new criminal law is more likely to be used in cases where large-scale syndicates of insider dealers have been uncovered and possibly linked to organised crime.

The French authorities, too, have been aggressive and enterprising in their investigations of insider dealing cases. The current investigation into the Pechiney-Triangle share dealing scandal has failed to identify the source of the leaks of inside information. In addition, the Commission des Operations de Bourse (COB), the chief investigating authority, has never been able to match the successes of the SEC in uncovering large networks of insider dealing. However, in contrast to the UK's Department of Trade and Industry, it has successfully brought a steady stream of often high-profile prosecutions against insider dealers.

The inquisitorial system of French justice and the involvement of high-powered lawyers in investigations from an early stage has proved a more effective way of tackling sophisticated economic crime than the traditional British system. The Serious Fraud Office, which was set up last year, and the concomitant reforms in the rules of criminal evidence and procedure, have allowed the UK to move more towards the French system.

However, in a recent letter of clarification in December, Mr Chris Dickson, an assistant director of the SFO, said that it would not normally use its resources and legal powers to investigate insider dealing. "Insider dealing on its own is essentially a regulatory offence and as such is unlikely to qualify as a serious or complex fraud," he wrote.

According to Mr Barry Rider, a fellow of Jesus College Cambridge and one of the leading authorities on insider dealing laws around the world, the underlying problem in the UK is that it has relied exclusively on the criminal law to regulate insider dealing. However, the investigating and prosecuting authorities have never had sufficient resources to pursue criminal prosecutions with the vigour of the US or French regulatory bodies.

The insider dealing unit of the London Stock Exchange, headed by Mr Mike Feltham, has won international respect for the quality of its surveillance, but so far only a handful of exceptionally clear-cut cases it has prepared has been pursued by the Department of Trade and Industry.

The most obvious body to take on aggressive investigations would be the Securities and Investments Board. However, the board did not seek responsibility for insider dealing during the passage of the Financial Services Act in 1986, even though the SIB was given powers similar to the SEC to bring legal actions against those suspected of other forms of financial malpractice.

There is another possible reason for the lack of enthusiasm with which insider dealing investigations have been pursued in the UK. Even in the dozen or so cases that have been successfully prosecuted since insider dealing became a criminal offence eight years ago, the courts have imposed extremely light penalties.

By contrast, in the US and France, the penalties are typically fixed as a multiple of the profits from the illicit trades.

In several other countries insider dealing has become a much more prominent crime and subject to more high-profile investigations in recent years.

A major insider dealing trial is currently being heard in Singapore. Last summer the Swiss made insider dealing a criminal offence for the first time. This was partly in response to US pressure to facilitate a flushing out of insider dealers operating through Swiss bank accounts.

The Japanese present the most interesting case. The US securities law they were persuaded to adopt after the Second World War was gradually emasculated in the 1950s and the authorities have shown little interest in enforcing what remains. However, the great public interest and concern aroused by the current Recruit scandal, which involved a variety of breaches of securities laws, suggests the Japanese authorities, too, may join the trend towards a tougher regime. New draft legislation also points in that direction.

# Sunnmörsbanken saved from insolvency

By Karen Fossli in Oslo

NORWAY'S bank Guarantee Fund is to absorb Sunnmörsbanken, the troubled commercial bank. This will save the bank from insolvency and relieve other Norwegian banks from the expense of taking over Sunnmörsbanken.

Norway's central bank and Guarantee Fund intervened in the Sunnmörsbanken affair last September as lenders of last resort, following two failed rescue attempts.

A third rescue attempt in January by Sparebanken Möre, a large savings bank, also failed. Sparebanken Möre offered to raise NKr200m ($29.6m) by the issue of primary capital certificates (PCCs), a relatively new financial instrument similar to preferential shares.

It planned to inject NKr50m into Sunnmörsbanken and make it a subsidiary. However, Sparebanken Möre has itself run into problems, heading for losses of NKr88.9m on loans and guarantees for 1988, against NKr22.8m in 1987, despite a 37 per cent increase in operating profits to NKr152.4m.

The Guarantee Fund's plan for Sunnmörsbanken, which expects to incur a loss of NKr796m for 1988 after write-offs and extraordinary expenses, calls for an injection of NKr100m in new equity.

The Guarantee Fund said in a statement that cost reductions were to be made, but did not outline what measures would be taken. Last year Norway's banks suffered huge losses for the second year running.

According to the Savings Banks Association, the savings banks are in for another bumpy ride in 1989. It expects the savings bank sector to more or less match the NKr3bn of losses they suffered in 1988. The sector ran up a combined deficit of NKr1.4bn in 1987.

On the brighter side, operating income is forecast to continue its recent steady rise. For 1989 the figure is estimated to reach between NKr3.8bn and NKr4bn, compared to NKr3bn in 1988 and NKr2.7bn in 1987.

Mr Per Oscar Figenschou, an SBA official, said the savings banks expected to reduce staffing levels by 5 per cent in 1989 and to close between 50 and 100 branches. In 1988 a 2 per cent staff reduction was made.

Last year was described as a "difficult and problematic" year marked by "record high losses on loans" which weakened the banks' reserves. However, the majority of the savings banks improved their earnings.

The banks' high losses in 1988 reflect problems within the Norwegian economy. Losses on commercial loans reached NKr2.6bn, or 83 per cent of total losses or 4 per cent of loan losses. Losses on personal loans more than doubled to NKr500m, or 17 per cent of total losses.

The savings banks broke a negative trend in 1988 by improving their equity capital for the first time in four years.

# S&P reviews more corporate securities

STANDARD & Poor's has listed more corporate and municipal debt securities on its creditwatch list in 1988 than ever before, Reuter reports.

The agency put under review $305bn of such securities, nearly doubling 1987's tally of $163bn and beating the prior record of $235bn in 1986.

For 1988, S&P said 72 per cent of the issuers were listed on creditwatch for possible downgrade, 21 per cent for possible upgrade and 7 per cent with developing implications, meaning the ratings may be raised, lowered or left unchanged.

The agency said 1988 would be remembered for its many mergers and acquisitions.

## NEW INTERNATIONAL BOND ISSUES

| Borrower | Amount m. | Coupon % | Price | Maturity | Fees | Book runner |
|---|---|---|---|---|---|---|
| US DOLLARS | | | | | | |
| Bqe Nationale Paris♦ | 100 | 10⅛ | 102 | 1999 | 1¼/⅞ | Morgan Stanley |
| J.P.Morgan(b)♦ | 100 | 10 | 102 | 1999 | 1¼/⅞ | J.P.Morgan |
| CANADIAN DOLLARS | | | | | | |
| Ford Credit Canada♦ | 125 | 10⅞ | 101½ | 1996 | 1¼/⅝ | Goldman Sachs |
| NEW ZEALAND DOLLARS | | | | | | |
| Bk Nova Scotia Cayman♦ | 50 | 13½ | 101¾ | 1992 | 1/½ | Fay Richwhite |
| STERLING | | | | | | |
| SRF Mortgage Notes 1‡♦ | 150 | (a) | 100 | 2021 | 15/17½ | CSFB Ltd. |
| YEN | | | | | | |
| OLB♦ | 5bn | 7½ | 101⅝ | 1993 | 1⅝ | Salomon Brothers |
| Eurofima♦ | 20bn | 5 | 101⅞ | 1995 | 1¼/⅝ | Nomura Int. |
| Sparekassen SDS♦ | 5bn | 5⅞ | 101⅝ | 1993 | 1⅛/½ | Nippon Credit Int. |

**Private placement. ♦Final terms. ‡Floating rate note. #With equity warrants.(a)Coupon at 20 basis points over LIBOR.Expected average life 7.6 years.Issue is callable at par on coupon dates from March 1994.(b)Callable after 3 years at par.

## LONDON MARKET STATISTICS

### FT-ACTUARIES SHARE INDICES

These Indices are the joint compilation of the Financial Times, the Institute of Actuaries and the Faculty of Actuaries

| | EQUITY GROUPS & SUB-SECTIONS (Figures in parentheses show number of stocks per section) | Monday February 6 1989 Index No. | Day's Change % | Est. Earnings Yield% (Max.) | Gross Div. Yield% (Act at (25%) | Est. P/E Ratio (Net) | xd adj. 1989 to date | Fri Feb 3 Index No. | Thu Feb 2 Index No. | Wed Feb 1 Index No. | Year ago (approx) Index No. |
|---|---|---|---|---|---|---|---|---|---|---|---|
| 1 | CAPITAL GOODS (208) | 903.55 | -1.1 | 10.37 | 3.95 | 11.82 | 1.09 | 913.25 | 899.40 | 894.06 | 706.80 |
| 2 | Building Materials (28) | 1126.00 | -1.6 | 11.31 | 4.05 | 10.88 | 0.26 | 1144.09 | 1121.35 | 1109.64 | 937.68 |
| 3 | Contracting, Construction (39) | 1677.48 | -0.6 | 11.81 | 3.64 | 11.04 | 0.00 | 1688.00 | 1664.07 | 1654.21 | 1422.86 |
| 4 | Electricals (10) | 2628.61 | -0.4 | 8.23 | 4.30 | 14.65 | 0.00 | 2638.09 | 2630.31 | 2617.08 | 1955.76 |
| 5 | Electronics (30) | 2028.43 | -1.5 | 9.24 | 3.22 | 14.00 | 7.19 | 2059.59 | 2040.69 | 2015.05 | 1427.24 |
| 6 | Mechanical Engineering (55) | 481.59 | -0.4 | 9.90 | 3.90 | 12.30 | 0.12 | 483.58 | 474.79 | 474.01 | 367.20 |
| 8 | Metals and Metal Forming (7) | 514.29 | -1.1 | 14.92 | 5.73 | 7.58 | 0.00 | 520.18 | 513.72 | 512.24 | 425.04 |
| 9 | Motors (17) | 305.92 | -1.2 | 10.69 | 4.32 | 10.86 | 0.00 | 309.74 | 302.67 | 301.43 | 261.58 |
| 10 | Other Industrial Materials (22) | 1521.18 | -0.9 | 9.07 | 4.14 | 13.08 | 3.46 | 1535.27 | 1510.31 | 1512.98 | 1191.01 |
| 21 | CONSUMER GROUP (186) | 1172.38 | -1.1 | 8.87 | 3.59 | 14.13 | 0.87 | 1185.27 | 1167.17 | 1162.99 | 996.55 |
| 22 | Brewers and Distillers (22) | 1270.92 | -1.2 | 10.02 | 3.50 | 12.46 | 0.00 | 1285.87 | 1268.01 | 1270.55 | 951.87 |
| 25 | *Food Manufacturing (21)* | *1050.70* | *-0.6* | *8.72* | *3.66* | *14.42* | *1.57* | *1056.90* | *1044.89* | *1039.04* | *819.41* |
| 26 | Food Retailing (15) | 2073.60 | -2.1 | 8.75 | 3.39 | 15.04 | 4.84 | 2118.38 | 2079.22 | 2062.85 | 1972.85 |
| 27 | Health and Household (13) | 2106.84 | -0.5 | 6.36 | 2.57 | 18.00 | 0.20 | 2116.37 | 2077.93 | 2073.21 | 1724.67 |
| 29 | Leisure (33) | 1537.65 | -1.7 | 7.88 | 3.39 | 16.04 | 1.30 | 1564.66 | 1541.01 | 1532.52 | 1157.80 |
| 31 | Packaging & Paper (17) | 594.47 | -0.2 | 9.38 | 3.85 | 13.25 | 0.53 | 595.78 | 587.94 | 584.92 | 485.65 |
| 32 | Publishing & Printing (18) | 3784.85 | -1.1 | 8.40 | 4.15 | 14.91 | 3.38 | 3827.77 | 3747.33 | 3698.45 | 3295.01 |
| 34 | Stores (33) | 780.92 | -1.2 | 10.87 | 4.43 | 12.10 | 0.32 | 790.78 | 781.02 | 781.37 | 797.71 |
| 35 | Textiles (14) | 525.89 | -1.0 | 13.26 | 5.42 | 9.03 | 0.00 | 530.66 | 521.94 | 519.84 | 550.75 |
| 40 | OTHER GROUPS (93) | 1037.64 | -0.9 | 10.14 | 4.15 | 12.04 | 0.12 | 1047.35 | 1032.29 | 1030.27 | 834.42 |
| 41 | Agencies (18) | 1209.48 | -0.3 | 7.92 | 2.43 | 15.93 | 0.00 | 1213.23 | 1189.97 | 1193.27 | 1016.74 |
| 42 | Chemicals (22) | 1194.92 | -0.3 | 10.73 | 4.41 | 11.23 | 0.23 | 1198.82 | 1177.57 | 1173.93 | 985.55 |
| 43 | Conglomerates (12) | 1436.29 | -0.7 | 10.77 | 5.06 | 10.72 | 0.00 | 1445.70 | 1421.03 | 1422.87 | 1116.51 |
| 45 | Shipping and Transport (12) | 2258.28 | -0.1 | 8.80 | 3.69 | 14.85 | 0.00 | 2260.68 | 2204.21 | 2176.01 | 1765.23 |
| 47 | Telephone Networks (2) | 1109.81 | -2.0 | 10.58 | 4.23 | 12.29 | 0.00 | 1132.86 | 1130.19 | 1127.56 | 912.01 |
| 48 | Miscellaneous (27) | 1428.43 | -0.8 | 9.92 | 3.82 | 11.47 | 0.62 | 1440.86 | 1412.95 | 1415.75 | 1116.96 |
| 49 | INDUSTRIAL GROUP (487) | 1083.31 | -1.0 | 9.64 | 3.84 | 12.82 | 0.76 | 1094.66 | 1078.24 | 1074.16 | 887.00 |
| 51 | Oil & Gas (13) | 1926.18 | -1.4 | 9.56 | 5.76 | 13.37 | 0.00 | 1952.66 | 1936.44 | 1952.62 | 1733.70 |
| 59 | 500 SHARE INDEX (500) | 1155.17 | -1.1 | 9.63 | 4.10 | 12.89 | 0.70 | 1167.78 | 1151.32 | 1148.86 | 958.79 |
| 61 | *FINANCIAL GROUP (126)* | *754.72* | *-0.9* | – | *4.73* | – | *0.28* | *761.50* | *750.86* | *749.32* | *630.02* |
| 62 | Banks (8) | 751.60 | -0.6 | 19.06 | 5.82 | 7.03 | 0.00 | 756.11 | 746.82 | 748.01 | 643.98 |
| 65 | Insurance (Life) (8) | 1064.64 | -2.2 | – | 5.07 | – | 0.00 | 1088.89 | 1060.58 | 1051.32 | 942.49 |
| 66 | Insurance (Composite) (7) | 600.46 | -1.0 | – | 5.20 | – | 0.00 | 606.81 | 600.98 | 599.96 | 481.43 |
| 67 | Insurance (Brokers) (7) | 1040.12 | -0.7 | 8.42 | 6.25 | 14.04 | 0.00 | 1047.34 | 1035.47 | 1042.04 | 863.02 |
| 68 | Merchant Banks (11) | 349.51 | -0.1 | – | 4.29 | – | 0.00 | 349.77 | 341.77 | 342.93 | 336.63 |
| 69 | Property (53) | 1314.33 | -0.8 | 5.51 | 2.56 | 23.10 | 0.69 | 1324.89 | 1306.65 | 1299.10 | 975.62 |
| 70 | Other Financial (32) | 383.92 | -0.7 | 9.09 | 5.24 | 13.73 | 1.12 | 386.51 | 382.92 | 381.98 | 370.51 |
| 71 | Investment Trusts (76) | 1063.31 | -0.6 | – | 2.87 | – | 0.67 | 1069.78 | 1056.67 | 1056.41 | 821.01 |
| 81 | Mining Finance (2) | 665.76 | -0.5 | 9.18 | 3.14 | 12.14 | 0.00 | 669.38 | 662.81 | 634.20 | 385.04 |
| 91 | Overseas Traders (8) | 1358.36 | -1.0 | 9.20 | 4.92 | 12.60 | 15.65 | 1372.54 | 1358.91 | 1365.93 | 984.94 |
| 99 | ALL-SHARE INDEX (712) | 1056.93 | -1.0 | – | 4.15 | – | 0.72 | 1067.88 | 1053.04 | 1050.29 | 870.19 |

| | Index No. | Day's Change | Day's High (a) | Day's Low (b) | Feb 3 | Feb 2 | Feb 1 | Jan 31 | Jan 30 | Year ago |
|---|---|---|---|---|---|---|---|---|---|---|
| FT-SE 100 SHARE INDEX♦ | 2044.3 | -25.6 | 2075.5 | 2043.5 | 2069.9 | 2043.4 | 2039.7 | 2051.8 | 2042.9 | 1694.5 |

### FIXED INTEREST

| | PRICE INDICES | Mon Feb 6 | Day's change % | Fri Feb 3 | xd adj. today | xd adj. 1989 to date |
|---|---|---|---|---|---|---|
| | British Government | | | | | |
| 1 | 5 years | 119.42 | -0.02 | 119.49 | 0.05 | 1.26 |
| 2 | 5-15 years | 137.12 | -0.04 | 137.25 | 0.07 | 1.52 |
| 3 | Over 15 years | 151.40 | -0.09 | 151.53 | – | 0.25 |
| 4 | Irredeemables | 174.68 | +0.20 | 174.33 | – | 0.00 |
| 5 | All stocks | 134.47 | -0.04 | 134.57 | 0.05 | 1.29 |
| | Index-Linked | | | | | |
| 6 | 5 years | 131.91 | ........ | 131.90 | – | 0.00 |
| 7 | Over 5 years | 130.98 | ........ | 130.97 | – | 0.42 |
| 8 | All stocks | 130.91 | ........ | 130.90 | – | 0.38 |
| 9 | Debentures & Loans | 118.20 | +0.06 | 118.13 | – | 0.62 |
| 10 | Preference | 89.43 | +0.03 | 89.40 | – | 0.17 |

| | AVERAGE GROSS REDEMPTION YIELDS | | Mon Feb 6 | Fri Feb 3 | Year ago (approx.) |
|---|---|---|---|---|---|
| | British Government | | | | |
| 1 | Low Coupons | 5 years | 8.99 | 9.03 | 9.10 |
| 2 | | 15 years | 8.82 | 8.84 | 9.49 |
| 3 | | 25 years | 8.77 | 8.78 | 9.37 |
| 4 | Medium Coupons | 5 years | 10.05 | 10.03 | 9.70 |
| 5 | | 15 years | 9.28 | 9.27 | 9.70 |
| 6 | | 25 years | 8.94 | 8.93 | 9.54 |
| 7 | High Coupons | 5 years | 10.22 | 10.20 | 9.78 |
| 8 | | 15 years | 9.47 | 9.47 | 9.85 |
| 9 | | 25 years | 9.08 | 9.08 | 9.57 |
| 10 | Irredeemables† | | 8.77 | 8.79 | 9.45 |
| | Index-Linked | | | | |
| 11 | Inflation rate 5% | 5yrs. | 3.51 | 3.51 | 2.50 |
| 12 | Inflation rate 5% | Over 5 yrs. | 3.57 | 3.57 | 3.90 |
| 13 | Inflation rate 10% | 5 yrs. | 2.68 | 2.67 | 1.58 |
| 14 | Inflation rate 10% | Over 5 yrs. | 3.41 | 3.41 | 3.74 |
| 15 | Debs & Loans | 5 years | 11.65 | 11.65 | 10.97 |
| 16 | | 15 years | 11.22 | 11.20 | 10.95 |
| 17 | | 25 years | 10.81 | 10.80 | 10.95 |
| 18 | Preference† | | 10.09 | 10.08 | 10.50 |

♦Opening index 2072.5; 10 am 2067.1; 11 am 2058.2; Noon 2050.2; 1 pm 2052.1; 2 pm 2052.0; 3 pm 2050.4; 4 pm 2044.5; 4.05 pm 2043.8 (a) 9.12am (b) 4.16pm † Flat yield. Highs and lows record, base dates, values and constituent changes are published in Saturday issues. A list of constituents is available from the Publishers, The Financial Times, Bracken House, Cannon Street, London EC4P 4BY, price 15p, by post 34p.

### RISES AND FALLS YESTERDAY

| | Rises | Falls | Same |
|---|---|---|---|
| British Funds | 28 | 71 | 10 |
| Corporations, Dominion and Foreign Bonds | 3 | 10 | 38 |
| Industrials | 383 | 545 | 658 |
| Financial and Properties | 127 | 216 | 328 |
| Oils | 17 | 29 | 54 |
| Plantations | 1 | 1 | 10 |
| Mines | 43 | 42 | 101 |
| Others | 106 | 32 | 101 |
| Totals | 708 | 946 | 1,300 |

### LONDON RECENT ISSUES

EQUITIES

| Issue Price p | Amount Paid up | Latest Renunc. date | 1988/89 High | 1988/89 Low | Stock | Closing Price p | +or- | Net Div. | Times Cov'd | Gross Yield | P.E. Ratio |
|---|---|---|---|---|---|---|---|---|---|---|---|
| † | F.P. | – | 403 | 355 | CLF Yeoman | 403 | | R024½ | 4.6 | 2.5 | 13.1 |
| §45 | F.P. | – | 58 | 45 | ‡Cassidy Brothers 10p | 54 | | b3.08 | 2.0 | 7.6 | 8.6 |
| 245 | F.P. | 25/1 | 329 | 243 | Compass Group 5p | 312 | -13 | R7.2 | 2.7 | 3.1 | 16.1 |
| §125 | F.P. | – | 137 | 131 | ‡Farepak 20p | 131 | | R4.75 | 2.8 | 4.8 | 10.1 |
| † | F.P. | – | 252½ | 230 | MFC Var. Vtg. 5p | 248 | | u7.0 | 1.8 | 3.9 | 18.1 |
| §20 | F.P. | – | 31 | 20 | *Poddington 5p | 29 | -1 | – | – | – | – |
| §117 | F.P. | – | 120 | 110 | ‡Sandell Group 10p | 120 | +2 | 14.4 | 1.8 | 4.9 | 11.8 |
| §140 | F.P. | 30/1 | 173 | 141 | Secure Trust 1p | 171 | | W7.09 | 2.3 | 5.5 | 10.5 |
| §140 | F.P. | – | 148 | 143 | ‡Sheriff Holdings 5p | 143 | | 15.25 | 2.4 | 4.9 | 11.5 |
| ♦ | F.P. | – | £19⅛ | £16⅞ | Sumitomo Bank Y50 | £17⅛ | +⅛ | Q15% | 7.5 | 0.02 | 69.0 |
| 62 | F.P. | – | 72 | 70 | ‡Torex Hire 10p | 70 | -1 | u2.25 | 1.9 | 4.3 | 12.9 |
| §185 | F.P. | – | 203 | 195 | Wood (Graham) | 203 | | R7.7 | 2.6 | 5.1 | 7.6 |

### FIXED INTEREST STOCKS

| Issue Price £ | Amount Paid up | Latest Renunc. Date | 1988/89 High | 1988/89 Low | Stock | Closing Price £ | +or- |
|---|---|---|---|---|---|---|---|
| 100p | F.P. | – | 108p | 103p | ‡Apollo Metals 8p(Net) Cm Rd Pf 10p | 108p | |
| 100p | F.P. | – | 111p | 106p | Barden Grp 5p(Net) Cv Cm Rd Pf 10p | 107p | |
| 100p | F.P. | – | 106p | 97p | Beauford Grp 7p(Net) Cm Cv Rd Pf 10p | 106p | |
| 100p | F.P. | 9/1 | 114p | 100p | ‡Cityvision 8.5pc Cv Cm. Rd. Pf. | 114p | |
| ‡100p | Nil | – | 7ppm | 7ppm | Friendly Hotels 7pc Cv Cm Rd Pf | 7ppm | |
| 100 | F.P. | – | 93⅛ | 93⅛ | Gt. Portland Ests. New 9⅛pc Deb 2016 | 93⅛ | |
| 100p | F.P. | – | 102p | 87p | Iceland Frozen Foods Cv Cm Rd Pf 20p | 96p | -4 |
| ‡100p | F.P. | 24/1 | 100½p | 93p | Jessups 7.3p(Net) Cv Cm Rd Pf 50p | 98p | |
| 100p | F.P. | – | 75p | 54p | Kelt Energy 6pc(Net) Cv Cm Rd Pf £1 | 73p | +5 |
| 100p | F.P. | – | 100p | 86p | Leisure Invs 7pc Cm Cv Rd Pf(1998) £1 | 99p | |
| ‡100p | Nil | – | 4ppm | 4ppm | Lowe (R.H.) 8¾pc (Net) Cv Pf 10p | 4ppm | |
| – | F.P. | – | 100 | 100 | Nationwide Anglia 12⅝pc 29.1.90 | 100 | |
| §100p | F.P. | – | 100p | 88p | Rockware Grp 7¼pc Cv Cm Rd 2nd Pf | 97p | -1 |
| †100p | F.P. | – | 95p | 80p | ‡Thorpac 8p Cv Rd Prg Pf '01-'05 50p | 95p | |

### RIGHTS OFFERS

| Issue Price p | Amount Paid up | Latest Renunc. Date | 1988/89 High | 1988/89 Low | Stock | Closing Price p | +or- |
|---|---|---|---|---|---|---|---|
| 130 | Nil | – | 25pm | 3pm | Chillington Corporation | 24pm | -1 |
| 330 | Nil | – | 130pm | 67pm | ERF Holdings | 130pm | +7 |
| 130 | Nil | – | 120pm | 101pm | MFC Var. Vtg. 5p | 117pm | |

a Annualised dividend. b Figures based on prospectus estimates. d Dividend rate paid or payable on part of capital, cover based on dividend on full capital. g Assumed dividend and yield. s Dividend and yield exclude special payment. u Forecast, or estimated annualised dividend rate, cover based on previous year's earnings. L Estimated annualised dividend, cover and p/e based on latest annual earnings. M Dividend and yield based on Prospectus or other official estimates for 1988. N Dividend and yield based on prospectus or other official estimates for 1989. Q Gross. R Forecast annualised dividend, cover and p/e ratio based on prospectus or other official estimates. W Pro Forma figures. ♦ Issued by tender. ‡ Offered to holders of ordinary shares as a "rights". † Introduction. § Placing price. †† Reintroduction. ♦ Issued in connection with reorganisation merger or takeover. ‡ Allotment price. ♦ Unlisted securities market. ♦ Official London listing. □ Including warrants entitlement. * Third Market.

### TRADITIONAL OPTIONS

- First Dealings Feb 6
- Last Dealings Feb 17
- Last Declarations May 18
- For settlement May 30

For rate indications see end of London Share Service

Calls in Pearson, Saatchi & Saatchi, Tie Rack, Aquascutum "A" Willis Faber, Helical Bar, Control Sec, London Sec, Cityvision, New England Props, Memory Computs, Amber Day, Elswick, Norfolk Caps, Quicks, Hazlewood Foods, Chloride Grp, Stakis, Monarch ResCons Gold, Marley, NFC, Meekatharra Mln, Willaire Grp, Parkdale Hldgs, Kunick, Body Shop. P/C in Control Secs,

### LONDON TRADED OPTIONS

DEALINGS in the FT-SE 100 Index took up the running in traded options in London yesterday, as most of the recently active individual stocks were largely left alone by the market.

Overall turnover came to 35,342 contracts, consisting of 23,141 calls and 12,201 puts.

Index dealings came close to the 25 per cent share that has almost seemed their right of late, at 8,143 contracts, made up of 4,302 calls and 3,841 puts, as the index itself fell back 25.6 points on the day to 2,044.3.

Behind the index loss were the announcement that the UK December retail sales figures had been revised to a year-on-year rise of 0.3 per cent, and the gyrations of the US dollar, which was again held down by concerted central bank action.

Some support for the FT-SE index came from dealings in its future on the London International Financial Futures Exchange, the value of the March contract offering a strong upwards pull early on, on the basis of dealers' expectations of dividends and interest to accrue, which varied widely. By the close the upward drag was seen as modest.

BTR took the eye among individual options stocks, attracting 2,682 contracts, as the underlying price of the stock lost 4p on balance to 347p, after showing an early gain.

Calls in the stock came to 1,420, and puts to 1,262, in a total of 2,682, with the most striking feature an opening of interest in the March 300 puts of 771 contracts to 2,449, as 1,000 contracts were traded in the series.

British Steel, even so was the most heavily traded stock, attracting 2,912 contracts, made up of only 518 calls, and as many as 2,394 puts.

The underlying share price lost 2p to 76½p, as the outstandingly big trade of 1,001 contracts in the October 70 puts, almost opening was seen.

| Option | | Calls Apr | Calls Jul | Calls Oct | Puts Apr | Puts Jul | Puts Oct |
|---|---|---|---|---|---|---|---|
| Allied Lyons (*476) | 460 | 34 | 46 | 60 | 9 | 18 | 22 |
| | 500 | 12 | 25 | 38 | 27 | 36 | 41 |
| Brit. Airways (*195) | 160 | 40 | 44 | 47 | 2 | 3½ | 5 |
| | 180 | 24 | 27 | 33 | 4 | 8 | 9 |
| | 200 | 10 | 16 | 19 | 12 | 17 | 19 |
| Brit Com (*233) | 220 | 23 | 28 | 35 | 6 | 10 | 10 |
| | 240 | 11 | 17 | 25 | 12 | 20 | 20 |
| | 260 | 5 | 10 | 16 | 30 | 32 | 33 |
| Boots (*254) | 220 | 40 | 46 | 52 | 2 | 4½ | 7 |
| | 240 | 24 | 33 | 38 | 5 | 10½ | 14 |
| | 260 | 11 | 18 | 25 | 14 | 19 | 22 |
| B.P. (*272) | 260 | 14 | 25 | 29 | 8 | 11 | 12 |
| | 280 | 4½ | 13½ | 18½ | 19 | 21 | 23 |
| British Steel (*77) | 60 | 18½ | 20½ | 21 | ½ | 1¼ | 2½ |
| | 70 | 9½ | 12 | 12½ | 1¼ | 3¼ | 4¾ |
| | 80 | 3½ | 5¾ | 7½ | 5¾ | 10 | 10½ |
| Bass (*924) | 850 | 100 | 130 | 162 | 6 | 12 | 14 |
| | 900 | 62 | 92 | 122 | 15 | 25 | 32 |
| | 950 | 30 | 60 | 90 | 38 | 45 | 50 |
| C & Wire (*431) | 390 | 52 | 68 | 77 | 5 | 11 | 12 |
| | 420 | 32 | 45 | 58 | 12 | 20 | 23 |
| | 460 | 13 | 20 | 35 | 35 | 40 | 45 |
| Cons. Gold (*1424) | 1400 | 95 | 130 | 150 | 50 | 70 | 80 |
| | 1450 | 70 | 110 | 150 | 75 | 95 | 100 |
| | 1500 | 47 | – | – | 100 | – | – |
| Courtaulds (*310) | 280 | 41 | 48 | 54 | 5 | 12 | 14 |
| | 300 | 25 | 34 | 42 | 10 | 20 | 21 |
| | 330 | 10 | 20 | 28 | 26 | 35 | 36 |
| Com. Union (*390) | 360 | 37 | 47 | 52 | 7 | 11 | 16 |
| | 390 | 15 | 29 | 34 | 20 | 24 | 29 |
| | 420 | 7 | 16 | 20 | 44 | 45 | 50 |
| G.K.N. (*354) | 330 | 34 | 44 | 48 | 9 | 13 | 17 |
| | 360 | 13 | 26 | 34 | 24 | 27 | 31 |
| Grand Met. (*513) | 500 | – | 47 | 57 | – | 19 | 24 |
| | 542 | 7½ | – | – | 42 | – | – |
| | 550 | – | 21 | 31 | – | 51 | 53 |
| I.C.I. (*1187) | 1100 | 100 | 135 | 152 | 15 | 23 | 32 |
| | 1150 | 60 | 100 | 122 | 33 | 42 | 50 |
| | 1200 | 32 | 72 | 92 | 60 | 65 | 70 |
| Jaguar (*319) | 280 | 45 | 57 | 65 | 4 | 9 | 12 |
| | 300 | 28 | 40 | 53 | 10 | 16 | 18 |
| | 330 | 12 | 25 | 35 | 25 | 29 | 33 |
| Land Secs (*592) | 550 | 60 | 72 | 93 | 7 | 14 | 18 |
| | 600 | 24 | 42 | 60 | 21 | 32 | 35 |
| | 650 | 8 | 22 | – | 60 | 65 | – |
| M & S (*174) | 140 | 39 | 42 | – | 1 | 2 | – |
| | 160 | 21 | 25 | 31 | 3 | 6 | 7 |
| | 180 | 7 | 14 | 18 | 11 | 14 | 16 |
| STC (*317) | 300 | 29 | 40 | 48 | 7 | 13 | 16 |
| | 330 | 14 | 25 | 31 | 21 | 25 | 30 |
| Sainsbury (*233) | 200 | 38 | 44 | 50 | 1½ | 4 | 5 |
| | 220 | 22 | 30 | 36 | 5 | 10 | 11 |
| | 240 | 10 | 18 | 25 | 14 | 18 | 20 |
| Shell Trans. (*371) | 360 | – | – | 40 | – | – | 15 |
| | 367 | 14 | – | – | 15 | – | – |
| | 390 | 6 | 17 | 23 | 30 | 31 | 33 |
| Storehouse (*188) | 180 | 18 | 28 | 34 | 9 | 16 | 16 |
| | 200 | 10 | 17 | 24 | 19 | 27 | 28 |
| | 220 | 5½ | 12 | – | 34 | 40 | – |
| Trafalgar (*327) | 300 | 38 | 47 | 53 | 3 | 9 | 11 |
| | 330 | 17 | 25 | 33 | 13 | 20 | 22 |
| Utd. Biscuits (*331) | 280 | 60 | 66 | 74 | 2 | 7 | 9 |
| | 300 | 44 | 51 | 61 | 6 | 13 | 15 |
| | 330 | 20 | 29 | 40 | 13 | 21 | 25 |

| Option | | Calls | | | Puts | | |
|---|---|---|---|---|---|---|---|
| | | Apr | Jul | Oct | Apr | Jul | Oct |
| Ultramar (*310) | 294 | 32 | – | – | 13 | – | – |
| | 300 | – | 47 | 55 | – | 25 | 29 |
| | 330 | 14 | 31 | 40 | 35 | 40 | 44 |
| Woolworth (*276) | 260 | 31 | 38 | 45 | 8 | 11 | 14 |
| | 280 | 20 | 25 | 32 | 15 | 20 | 23 |
| | 300 | 10 | 16 | 22 | 28 | 30 | 33 |
| Option | | Apr | Aug | Nov | Apr | Aug | Nov |
| GEC (*220) | 200 | 28 | 38 | 46 | 3 | 8 | 10 |
| | 220 | 13 | 25 | 31 | 8 | 15 | 18 |
| | 240 | 5½ | 15 | – | 20 | 24 | – |
| Option | | Apr | Jun | Sep | Apr | Jun | Sep |
| R. Royce (*162) | 160 | 11½ | 14 | 21 | 7½ | 10 | 13 |
| | 180 | 4 | 7 | 10 | 21 | 23 | 25 |
| TSB (*124) | 110 | 15 | 18 | 18 | 1½ | 2½ | 3 |
| | 120 | 7½ | 11 | 11 | 4½ | 6 | 6½ |
| | 130 | 3 | 6 | 6 | 10 | 11 | 12 |
| Option | | Feb | Apr | Jul | Feb | Apr | Jul |
| Ladbroke (*502) | 420 | 85 | 95 | 101 | 1 | 1 | 4½ |
| | 460 | 46 | 57 | 67 | 1½ | 5 | 10 |
| | 500 | 13 | 25 | 38 | 9 | 15 | 23 |
| Option | | Feb | May | Aug | Feb | May | Aug |
| Brit. Aero (*525) | 460 | 69 | 78 | 88 | 1 | 9 | 14 |
| | 500 | 33 | 44 | 65 | 5 | 21 | 28 |
| | 550 | 6 | 21 | 40 | 30 | 47 | 53 |
| BAA (*300) | 280 | 25 | 35 | 42 | 1½ | 6 | 8 |
| | 300 | 8 | 21 | 27 | 6 | 11 | 15 |
| BAT Inds (*548) | 500 | 53 | 64 | 75 | 2 | 10½ | 13 |
| | 550 | 14 | 30 | 42 | 13 | 30 | 35 |
| Brit. Telecom (*280) | 280 | 10 | 20 | 26 | 7½ | 10 | 13 |
| | 300 | 3 | 11 | 17 | 19 | 20 | 24 |
| Cadbury Sch (*359) | 360 | 8 | 24 | 37 | 9 | 22 | 29 |
| | 390 | 2 | 13 | 23 | 33 | 41 | 48 |
| Guinness (*385) | 330 | 58 | 64 | 70 | 1½ | 2 | 6 |
| | 360 | 28 | 38 | 46 | 3 | 7 | 11 |
| | 390 | 9 | 17 | 26 | 13 | 21 | 23 |
| LASMO (*496) | 460 | 40 | 67 | 82 | 4 | 22 | 27 |
| | 500 | 16 | 42 | 55 | 17 | 37 | 45 |
| | 550 | 3 | 23 | – | 58 | 68 | – |
| P. & O. (*645) | 550 | 100 | 112 | 117 | 1½ | 5 | 8 |
| | 600 | 50 | 63 | 75 | 2 | 12 | 16 |
| | 650 | 11 | 28 | 45 | 18 | 35 | 37 |
| Pilkington (*241) | 240 | 7 | 18 | 22 | 6 | 12 | 18 |
| | 260 | 2 | 7 | 11 | 21 | 23 | 30 |
| Plessey (*246) | 220 | 28 | 40 | 43 | 1 | 6½ | 10 |
| | 240 | 9 | 24 | 27 | 4 | 12 | 16 |
| | 260 | 3½ | 13 | 18 | 17 | 21 | 25 |
| Prudential (*176) | 140 | 39 | 41 | 43 | 1 | 1 | 1½ |
| | 160 | 19 | 23 | 25 | 1 | 3½ | 5 |
| | 180 | 6 | 10 | 13 | 7 | 13 | 14 |
| Racal (*339) | 300 | 45 | 57 | 66 | 1½ | 5 | 12 |
| | 330 | 16 | 36 | 47 | 6 | 15 | 20 |
| | 360 | 5½ | 20 | 31 | 25 | 32 | 36 |
| R.T.Z. (*516) | 420 | 98 | 110 | 120 | 1½ | 2½ | 7 |
| | 460 | 60 | 75 | 85 | 3 | 9 | 16 |
| | 500 | 25 | 45 | 58 | 12 | 22 | 28 |
| Option | | Feb | May | Sep | Feb | May | Sep |
| Vaal Reefs (*$69) | 60 | 14 | 16 | 18 | 1 | 3½ | 4½ |
| | 70 | 3½ | 8 | 10 | 4½ | 8 | 10 |
| Option | | Mar | Jun | Sep | Mar | Jun | Sep |
| Amstrad (*169) | 140 | 33 | 41 | 47 | 2 | 4½ | 5 |
| | 160 | 18 | 26 | 34 | 6½ | 12 | 14 |
| | 180 | 9 | 14 | 22 | 18 | 22 | 24 |
| Barclays (*457) | 420 | 43 | 47 | 55 | 4 | 7 | 12 |
| | 460 | 12 | 22 | 30 | 22 | 25 | 32 |
| | 500 | 4 | 10 | 14 | 60 | 60 | 62 |

| Option | | Calls | | | Puts | | |
|---|---|---|---|---|---|---|---|
| | | Mar | Jun | Sep | Mar | Jun | Sep |
| Blue Circle (*487) | 420 | 76 | 80 | 92 | 2½ | 8 | 12 |
| | 460 | 40 | 50 | 62 | 6 | 18 | 24 |
| | 500 | 16 | 30 | 42 | 24 | 36 | 44 |
| British Gas (*183) | 180 | 9 | 15½ | 20 | 4 | 6½ | 9 |
| | 200 | 1¾ | 5½ | 10 | 18 | 19 | 20 |
| Dixons (*162) | 140 | 27 | 33 | 36 | 2 | 6 | 9 |
| | 160 | 12 | 20 | 26 | 9 | 14 | 16 |
| | 180 | 6 | 13 | 17 | 22 | 24 | 27 |
| Glaxo (*1249) | 1150 | 125 | 164 | 205 | 9 | 23 | 32 |
| | 1200 | 87 | 130 | 172 | 20 | 38 | 48 |
| | 1250 | 55 | 100 | 142 | 40 | 58 | 67 |
| Hawker Sidd. (*634) | 550 | 99 | 113 | 125 | 1½ | 8 | 15 |
| | 600 | 60 | 72 | 90 | 12 | 22 | 28 |
| | 650 | 24 | 42 | 61 | 30 | 45 | 49 |
| Hillsdown (*277) | 260 | 25 | 30 | 36 | 3 | 9 | 10 |
| | 280 | 11 | 18 | 26 | 11 | 17 | 20 |
| | 300 | 5 | – | – | 26 | – | – |
| Lonrho (*336) | 300 | 43 | 64 | 72 | 4 | 12 | 18 |
| | 330 | 21 | 44 | 52 | 12 | 20 | 28 |
| | 360 | 10 | 26 | 38 | 30 | 37 | 45 |
| Midland Bk (*466) | 420 | 52 | 55 | 63 | 4 | 6 | 9 |
| | 460 | 13 | 27 | 37 | 16 | 20 | 25 |
| Sears (*123) | 120 | 9½ | 13½ | 18 | 4½ | 8 | 9½ |
| | 130 | 5 | 10 | 14 | 9 | 12½ | 15½ |
| THF (*272) | 240 | 33 | 42 | 49 | 2 | 5½ | 7½ |
| | 260 | 16 | 27 | 35 | 8 | 11 | 14 |
| | 280 | 6 | 16 | 24 | 19 | 22 | 24 |
| Thorn EMI (*722) | 700 | 45 | 67 | 75 | 13 | 25 | 34 |
| | 750 | 16 | 35 | 47 | 32 | 47 | 48 |
| Wellcome (*491) | 460 | 44 | 61 | 77 | 8 | 14 | 18 |
| | 500 | 18 | 37 | 54 | 20 | 28 | 33 |
| Option | | Mar | Jul | Oct | Mar | Jul | Oct |
| Beecham (*553) | 550 | 31 | 50 | 67 | 18 | 30 | 35 |
| | 600 | 11 | 29 | 43 | 50 | 57 | 60 |
| Unilever (*532) | 500 | 45 | 58 | 75 | 4 | 13 | 16 |
| | 550 | 14 | 30 | 44 | 25 | 33 | 35 |
| Option | | Mar | May | Aug | Mar | May | Aug |
| BTR (*343) | 330 | 22 | 23 | 35 | 4½ | 9½ | 13 |
| | 360 | 7 | 10 | 18 | 19 | 25 | 28 |
| Hanson (*178) | 140 | 41½ | 43½ | 45½ | ½ | ½ | 1 |
| | 160 | 22½ | 25 | 27 | 1 | 1½ | 3 |
| | 180 | 6 | 10 | 13 | 5 | 7 | 9 |
| Tesco (*157) | 140 | 22 | 24 | 27 | 2 | 3 | 6 |
| | 160 | 7 | 10½ | 15 | 8 | 10 | 12 |
| | 180 | 2 | – | – | 24 | – | – |
| Option | | Mar | | | Mar | | |
| Enterprise Oil (*534) | 500 | 58 | – | – | 11 | – | – |
| | 550 | 24 | – | – | 33 | – | – |
| Option | | Mar | May | | Mar | May | |
| Scot. & New (*429) | 420 | 28 | 40 | – | 15 | 19 | – |
| | 460 | 13 | 21 | – | 37 | 42 | – |
| Option | | Feb | May | Aug | Feb | May | Aug |
| Conv 9½% 2005 (*103) | 102 | 1⅛ | – | – | ⅛ | – | – |
| | 104 | ⅛ | – | – | – | – | – |
| Tr. 12% 1995 (*108) | 106 | – | – | – | – | – | – |
| | 110 | ⅛ | – | – | ⅛ | – | – |

FT-SE INDEX (*2044)

| | Calls Feb | Calls Mar | Calls Apr | Calls May | Puts Feb | Puts Mar | Puts Apr | Puts May |
|---|---|---|---|---|---|---|---|---|
| 1800 | 255 | 268 | 282 | – | 3 | 6½ | 8½ | – |
| 1850 | 208 | 220 | 235 | – | 4 | 10 | 13 | – |
| 1900 | 160 | 177 | 192 | 210 | 7½ | 17 | 20 | 30 |
| 1950 | 112 | 139 | 153 | 170 | 14 | 24 | 30 | 40 |
| 2000 | 74 | 100 | 117 | 138 | 22 | 38 | 45 | 53 |
| 2050 | 43 | 70 | 87 | 110 | 42 | 57 | 65 | 75 |
| 2100 | 24 | 46 | 65 | 86 | 75 | 85 | 92 | 97 |
| 2150 | 12 | 32 | 45 | 64 | 118 | 123 | 125 | 130 |

February 6 Total Contracts 35,342
Calls 23,141 Puts 12,201
FT-SE Index Calls 4302 Puts 3841
*Underlying security price.

## UK COMPANY NEWS

# Emess lights growth path with £25.2m bid for JSB

By Andrew Hill

EMESS, the acquisitive lighting and electrical accessories group, is to expand its emergency lighting operation with an agreed £25.2m bid for the USM-quoted JSB Electrical.

The group is offering 43 new shares for every 50 JSB shares, valuing the target at 400p per share, against yesterday's closing price of 378p, up 65p.

There are cash and loan note alternatives of 375p per share, valuing JSB at £23.6m. Emess shares slipped 5p to 465p.

Mr Michael Meyer, Emess chairman, said the acquisition would increase the size of the group's emergency lighting activities about eight-fold, putting Emess into the top three in the UK market along with Chloride and Menvier-Swain. It would also take the group into the fire detection field for the first time.

Emess first discussed a takeover with JSB three years ago, before it joined the USM. JSB yesterday said that linking up with a larger group would allow it to exploit opportunities overseas, where Emess now makes some 58 per cent of its sales, and in the general lighting market.

Michael Meyer: protection against slowing economy.

Mr David Smith, JSB chairman, his wife and two other directors have already committed their shares – about 53 per cent of the equity – to the Emess offer.

The bid represents a historic exit multiple of about 22. Analysts said the high price reflected the fact that JSB was one of the last large emergency lighting groups available.

Mr Meyer said the acquisition would offer Emess a degree of protection against any slowing of the economy, which could hit sales of domestic and retail lighting, although he said the group had not, as yet, detected any downturn in the building sector.

Following recent acquisitions, lighting now accounts for about 75 per cent of Emess's sales, with the balance coming from electrical accessories. Mr Meyer said the group was determined to continue its acquisition programme in commercial lighting, both at home and overseas.

In the year to September 30 1988, JSB made £1.56m before tax, on turnover of £11.9m. Emess made £7.71m pre-tax in 1987, on sales of £65.2m.

Since then, Emess has bought Alsy, a US lamp maker, and taken management control of Brillantleuchten, a West German decorative lighting company. Last year, it also launched a £75m bid for Holophane, the French lighting and glass group, which was thwarted after the French authorities refused to register the offer for technical reasons.

# GEC-Siemens perform tactical turnround

**Terry Dodsworth** and **David White** look at the new proposals in the bid for Plessey

SO THE chess game continues. After a takeover bid which has already set a number of precedents in both hostile and defensive tactics, GEC and Siemens returned to the fray yesterday with yet another unusual move. It was surprising enough to cause Plessey, the target company, to fulminate about "outrageous and unacceptable tactics."

The consortium's decision to change a key part of its offer, however, was not entirely unexpected. Since the GEC-Siemens bid for Plessey was announced in November, it has been clear that the Ministry of Defence is unhappy with the anti-competitive effect of putting together GEC's Marconi defence electronics business with Plessey's.

It has also become increasingly evident that the authorities were not convinced by the original proposal to run the Plessey defence activities in the UK through a company owned jointly by GEC and Siemens.

The consortium partners had argued that this would maintain competition because Siemens would have an equity interest in seeing that the former Plessey activities competed effectively. At the same time, there would be complete business division between the two operations to avoid collusion, while at the same time gaining some of the advantages of scale in research and development. The MoD let it be known in one way or another that it did not buy the idea – opposition which caused the Office of Fair Trading to recommend the reference to the Monopolies and Mergers Commission.

GEC and Siemens therefore knew that they had to alter the proposals if they were to overcome MoD objections. They also knew that the MoD was the critical adversary on competiton grounds – the Department of Trade and Industry broadly supports restructuring and foreign partners in the telecommunications sector, Plessey's other main area of activity. And they were aware that the MMC was not prepared to bargain in the process of the inquiry, but wanted a firm new set of proposals.

Hence yesterday's statement, which seeks to provide a definitive solution to the problem of maintaining competition in the defence area. All the original proposals – for joint ownership of Plessey's UK business, for GEC to take a 50 per cent stake in Siemens' defence operations, and for the sharing of Plessey's US interests – have been scrapped. In place is a more complex system for breaking up Plessey's business:

- GEC will take Plessey's naval and avionics interests under its wing. Security arguments are likely to play a part in GEC's justification for taking over the naval activities because Plessey's work in this area includes, for instance, the sonar suites for the UK's Trident ballistic missile submarines. Plessey holds a dominant position in submarine sonars.
- Two other areas of Plessey's activity which were seen as threatening to create an overwhelming position in the UK market if lumped together with GEC's – land-based radars and battlefield radios – would under the new plan be wholly owned by Siemens. This would enable rivalry to continue between the two main UK suppliers of back-pack army radios.
- The West German group would also control the manufacturing operations set up by Plessey near Sydney to make a range of radios for the Australian Army.
- UK security concerns evidently dictated that Plessey's cryptography interests should be split from the rest of Plessey Defence Systems and kept in British hands under GEC.
- A lower profile by Siemens in the US side of Plessey, which has seen rapid recent expansion, is intended to overcome possible US political controversy about the role of German companies. This has been stirred up by the scandal over the Libyan complex that the US claims was built for chemical weapons with equipment alleged to have come from German sources.
- Sippican, a major US supplier of underwater warfare systems, taken over by Plessey in 1987, would be transferred to GEC. The same would apply to Canadian company Leigh Instruments, maker of navigation and communications equipment acquired by Plessey last year, and which is seen as providing another path into the US market by virtue of the recent US-Canadian trade pact.
- Siemens' residual share in the US would be 25 per cent in Plessey Electronic Systems Corporation, formerly the defence electronics business of Singer, also bought last year.
- GEC may at a later stage take a 35 per cent stake in Siemens' defence business as a whole.

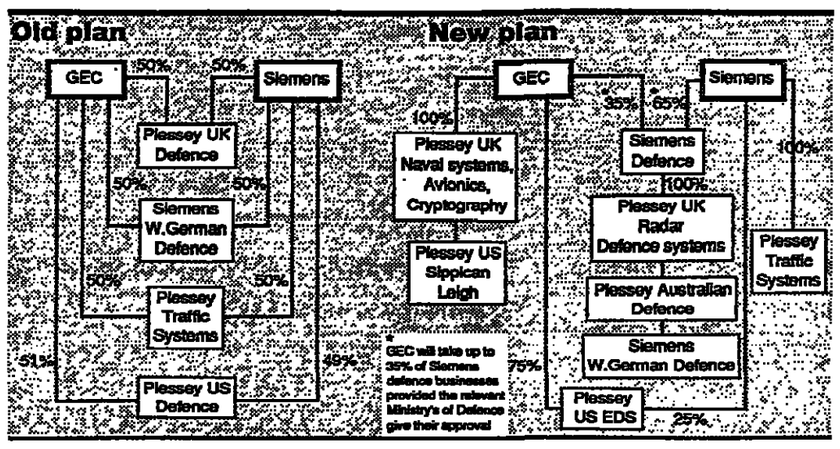


Reactions yesterday to the new plan were cautious. The MMC said it would be considered if it was "relevant to the inquiry," while an MoD official responded that the proposals might make the claim of continued competition "more credible."

Even so, the MoD clearly retains serious reservations about the suggested takeover, particularly, from the competitive point of view, in the area of sonar systems. At the same time, an MoD official indicated that in his view the GEC-Siemens alliance appeared to have evolved from a planned joint company into "a convenient and temporary political device" for acquiring Plessey.

This point was also taken up by Plessey, which argued that the consortium had entirely altered its ground in making the new bid from its original proposal.

"The facade of European collaboration and 1992 has now been removed," Plessey said yesterday. "What has been revealed is nothing more than a good old fashioned carve-up of an aggressive competitor by two tired European monolithic enterprises."

# Boardroom upheaval at Platon after open offer planned

By Vanessa Houlder

PLATON INTERNATIONAL, the troubled measurement, control and information technology group traded on the USM, yesterday announced a series of boardroom changes. The upheaval was foreshadowed last month when the company detailed plans for a £1m open offer.

Mr James Butterfield, a director, has taken over the chairmanship of the company from Mr Alby Vigar, who will remain chief executive.

Mr Brian Collier, joint managing director, Mr R Fischbacher and Mr J Steward have resigned from the Board and will receive compensation of £16,000, £4,500 and £3,000 respectively.

The boardroom changes have followed an extraordinary general meeting last week to approve the open offer which has been underwritten by Safeguard, a consortium organised by Mr Butterfield. The consortium is composed of City and Westminster Financial, a securities house, and two private investment holding comp anies.

Mr Michael Drury and Mr Derek Wooler, who were nominated by Safeguard, have joined the board.

Platon reported a pre-tax loss of £954,804 for the year to April 1 1988, compared with a profit of £891,672 for the year before. The group has borrowings of £3.2m compared with shareholders' funds of £1.21m and its accounts last year were prepared on a going-concern basis.

## Marine Adventure to be unitised

Directors of Marine Adventure Sailing Trust, the £2m investment trust, have concluded that it should be unitised and shareholders offered a selection of four unit trust management by Thornton Unit Managers.

Under these proposals, shareholders should be able to cash in their holdings in Marine at approximately 98 per cent of the underlying net asset value of the trust.

Shares in Marine yesterday fell 20p to 275p.

# Waverley Cameron sells arm to management team

By John Thornhill

WAVERLEY CAMERON, the Scottish stationery group, is to sell Waverley Stationery, its specialist social and gift stationery company, to a management buy-out team for a nominal sum reflecting net asset value.

The management team will be led by Mr David Blair who has been sales director of Waverley Stationery since 1976. The agreement provides undertakings to safeguard the staff's employment.

Since February 1988, when its chairman Mr James Gulliver became the majority shareholder, Waverley Cameron has pursued a strategy of expansion in retailing, distribution and marketing.

The intention is that the sale of Waverley Stationery will release resources for these activities.

## Waterglade in £10m purchase

Waterglade International has bought a portfolio of properties from the Oldway Property Group for about £10.8m cash.

The properties are located mainly in the West Country and south Wales. Waterglade plans to retain the Gloucester business park and Monmouth shopping centre. Sales of some smaller properties have been agreed and the rest will be held as trading stock.

The company has also formed a joint venture with Oldway. Two developments with a total capital value of about £4.4m have been acquired from Oldway.

# Blue Arrow served with writ on eve of its results

By Philip Coggan

BLUE ARROW, the employment agency which is due to announce its results today, may be the subject of legal action.

Yesterday, a company called BA Asset Management said it had served a writ on Blue Arrow alleging breach of contract and claiming damages of £2.1m.

Mr Jack Clegg of Strafford Clegg, an office refurbishment company, said that BA Asset Management was set up as an investment company and that Blue Arrow agreed to buy 20 per cent of the equity, with the remainder being owned by Strafford Clegg.

For Blue Arrow, Mr Bruce Gray, the company secretary, said that the group had not yet received a writ, but that any such writ would be "defended vigorously".

Phillips & Drew resigned as Blue Arrow's broker yesterday.

## DIVIDENDS ANNOUNCED

| | Current payment | Date of payment | Corres - ponding dividend | Total for year | Total last year |
|---|---|---|---|---|---|
| Chestergate § .....fin | 3† | - | 1 | 5 | 1 |
| Excalibur Group .....int | 0.25† | Apr 1 | nil | - | 0.05 |
| Howard Holdings .....int | 0.6 | - | 0.5 | - | 1.3 |
| Primsch Int'l .....fin | 1.5014♣ | - | - | 2.5014 | 0.569 |

Dividends shown pence per share net except where otherwise stated. *Equivalent after allowing for scrip issue. †On capital increased by rights and/or acquisition issues. §USM stock. §§Unquoted stock. ♦Third market. ♣Irish currency.

# Lex dealerships buy-out

By John Thornhill

LEX SERVICE, the multi-franchise vehicle distributor, has sold six Scottish dealerships, operated by SMT Sales and Service, to a management team for £5.1m.

Mr Bill Dryden, former managing director of SMT, and Mr David Reid, former finance director, will head SVL, a new company based in Falkirk which will operate the dealerships. In 1988, the six dealerships had a turnover of over £30m.

Total funding of £7m has been raised to finance the purchase and provide working capital for the development of the business.

The lead investor in the buy-out was 3i. Charterhouse was also among the investors and the Royal Bank of Scotland provided loan and overdraft facilities.

This announcement appears as a matter of record only.

FIRST BRITANNIA MEZZANINE N.V.

(Curaçao, Netherlands Antilles)

£200,000,000

£125,000,000 of Senior Revolving Facilities

£45,000,000 of Subordinated Revolving Facilities

£23,000,000 of Cumulative Repurchasable Preferred Stock

£7,000,000 of Common Stock

Capitalised at £200,000,000 for the purpose of investing on a subordinated basis in leveraged buy-outs and financings in the UK and on the Continent.

Drexel Burnham Lambert INCORPORATED

Drexel Burnham Lambert SECURITIES LIMITED

A member of The Securities Association

This announcement appears as a matter of record only.

MEZZANINE MANAGEMENT LTD.

has been appointed

INVESTMENT ADVISOR

to

FIRST BRITANNIA MEZZANINE CAPITAL B.V.

a wholly owned subsidiary of

FIRST BRITANNIA MEZZANINE N.V.

Mezzanine Management Ltd.
Winchester House (7th Floor), 77 London Wall, London EC2N 1BE
Tel: 01 - 920 9940. Fax: 01 - 920 9035.

Rory H Brooks James A Read
Joint Managing Directors

A member of The Securities Association.

CHANNEL ISLANDS

The Financial Times proposes to publish this survey on:

Wednesday, 1st March, 1989

For a full editorial synopsis and advertisement details, please contact:

MR BRIAN HERON
Regional Manager
on 061 834 9381
(telex 666813)

or write to him at:

Financial Times
Alexandra Buildings
Queen Street
Manchester
M2 5HT

FINANCIAL TIMES
EUROPE'S BUSINESS NEWSPAPER

This announcement appears as a matter of record only

Nu-Swift plc

through its French subsidiary company

Compagnie Centrale Sicli S.A.

has acquired

HP Cleaning Inc.

for

US$100 million

Henry Ansbacher & Co. Limited acted as financial advisers to Nu-Swift plc and Compagnie Centrale Sicli S.A. in this transaction

Henry Ansbacher & Co. Limited

A Member of The Pargesa/GBL Group

February 1989

## UK COMPANY NEWS

# Acquisitions help extract £1.15m for Excalibur

By John Thornhill

EXCALIBUR GROUP, formerly Excalibur Jewellery, the Birmingham-based jewellery, precision engineering and merchandising group, carved out pre-tax profits of £1.15m in the six months to October 31, up 66 per cent on the previous £692,000.

The comparable result was restated to include contributions of £317,000 from companies acquired during the period.

Turnover in the latest period, helped by a string of acquisitions, more than doubled to £14.3m (£6.41m).

Earnings per share increased by 56 per cent to 2.8p (1.8p). An interim dividend of 0.25p was declared (nil).

Mr Michael Griffiths, chairman, said the group had benefited from growth of 16 per cent in the UK jewellery market.

The division had expanded rapidly and accounted for about 70 per cent of group turnover.

Three companies acquired last July – PMC, P Rainford and the Manshaw Group – strengthened the division's activities and its customer base. An aggressive marketing campaign had also helped to increase sales.

Mr Griffiths said the jewellery industry was a highly-fragmented cottage industry, but was fast becoming more professional in response to the revolution in high street retailing.

He believed Excalibur was well positioned to meet the challenges of a changing industry, having invested heavily in modern manufacturing technology and computerisation.

Mr Richard Griffiths, managing director and brother of the chairman, said the group had developed a gold-leasing arrangement allowing it to buy only the gold it used when its jewellery was sold.

This, he claimed, gave it a significant advantage over its rivals.

The precision engineering division reported a successful year and forward orders were said to be at record levels.

The performance of the merchandising arm, Pic-A-Tape, acquired in November 1987, had exceeded expectations, according to Mr Michael Griffiths, and was set to improve.

Further improvements in efficiency could be made in all divisions and further acquisitions would be made.

### BOARD MEETINGS

The following companies have notified dates of board meetings to the Stock Exchange. Such meetings are usually held for the purpose of considering dividends. Official indications are not available as to whether the dividends are interims or finals and the sub-divisions shown below are based mainly on last year's timetables.

TODAY

Interims- Cray Electronics, Helton, Unitech.
Finals- Aaronson Bros, Beckenham, Securicor, Security Services, Titaghur Jute Factory.

FUTURE DATES

| | |
|---|---|
| **Interims-** | |
| Tay Homes | Mar. 13 |
| **Finals-** | |
| Arncliffe | Feb. 15 |
| Bensons Crisps | Feb. 27 |
| Capital & Counties | Feb. 21 |
| Grahams Rintoul Inv Trust | Feb. 10 |
| Independent Newspapers | Feb. 15 |
| Nestor-BNA | Mar. 8 |
| TI | Mar. 9 |
| Temple Bar Inv Trust | Feb. 20 |
| Trust of Property | Feb. 14 |


G.T. US SMALL COMPANIES FUND
(Société d'investissement à capital variable, Luxembourg)
2 boulevard Royal, L-2953 Luxembourg,
R.C. Luxembourg No. B25176

Notice to Shareholders.

NOTICE IS HEREBY GIVEN to shareholders in G.T. US Small Companies Fund of an Extraordinary General Meeting to be held at the registered office of the Fund on 23rd February, 1989 with the following agenda:-

1) to amend the Articles of Incorporation so as to adjust such Articles in order to satisfy the requirements of the Law of 30 March, 1988; and

2) to amend the Articles of Incorporation so as to make certain further adjustments to the Articles, including the removal of the requirements for notices to be sent to registered shareholders by registered mail, to amend the facility to reduce or defer redemption requests in particular circumstances, to provide for the annual distribution of at least 85 per cent of the net investment income and to revise the fee structure.

Copies of the revised Articles of Incorporation may be obtained from the registered office of the Fund, from the office of the Hong Kong Representative at 17th Floor, Three Exchange Square, 8 Connaught Place, Central, Hong Kong, or from the office of G.T. Management PLC at 8th Floor, 8 Devonshire Square, London EC2M 4YJ.

Resolutions on the agenda of the Extraordinary General Meeting will require a quorum of at least 50% of the outstanding shares and will be adopted if at least three-quarters of the shareholders present or represented vote in favour.

In order to take part at the meeting of 23rd February, 1989 the owners of bearer shares will have to deposit their shares FIVE clear days before the meeting with the following bank who is authorised to receive the shares on deposit:-

Banque Internationale à Luxembourg,
2 boulevard Royal, L-2953 Luxembourg.


# Frenchbank drops out of Ultramar bid party

By Steven Butler

ULTRAMAR, the UK oil group recently subject to bid speculation, yesterday confirmed that Banque Paribas had dropped out of a concert party of Canadian companies that together held 4.27 per cent of Ultramar shares.

Ultramar said on January 30 that the two companies and Banque Paribas had been attempting to form a consortium to launch a bid for Ultramar.

As of last Thursday, the two remaining companies Noverco and Unigesco, held a 1.6 per cent interest in Ultramar with the balance of shares apparently having been sold by Banque Paribas.

Ultramar shares closed at 311p, down 5p on the day.

The announcement confirmed market rumours that Paribas had sold its stake. However, it was yesterday unclear where the stake was sold or whether another company may have started to build a stake in Ultramar.

Ultramar yesterday said that any stake building would not yet have shown up on the share register, and that any new nominee holders appearing on the register would be investigated as a matter of course.

# NAV up at Eng & Caledonian

At the end of the half-year to December 31 net asset value at English & Caledonian Investment stood at 260.4p. This compared with 253p at the end of 1987.

Gross revenue in the latest period increased 89 per cent from £93,640 to £177,424.

Net revenue before tax came to £8,709, against a £54,393 loss last time.

After tax of £28,436 (£14,627), there was a loss per share of 0.44p (1.63p).

# Chestergate nearly doubles year profits to over £3m

By Vanessa Houlder

CHESTERGATE GROUP, the USM-quoted interior design company formerly known as Shoralplan, nearly doubled pre-tax profits from £1.58m to £3.06m for the year ended October 31.

Mr Nick Hayes, managing director, said that it had been an excellent year and he was very confident about the future. The order book was "considerably" up on last year, he added.

Strong performances were posted by all divisions. These include specialist design, technology and construction companies operating across the office, retail, leisure and commercial building markets.

The profits were achieved on turnover of £23.6m (£19.03m), an increase of 24 per cent. The relatively small increase in turnover resulted from a shift to fee work.

The profit figures included a £700,000 contribution from Gilken Contracts, the shopfitting company it bought last July. Since the acquisition, Gilken has lost its heavy dependence on Dixons and Currys and expected to see the bulk of its business come from offices and hotel and leisure projects this year.

Earnings per 5p share increased by 94 per cent to 15.9p (8.2p). A final dividend of 3p per share was recommended, bringing the total for the year to 5p. The share price rose from 148p to 152p.

During the year, Chestergate formed MEIT Associates, which provides design and project management of mechanical, electrical and information technology in buildings. This broke even after three months of operations, said Mr Hayes.

He said that Chestergate was broadening its customer base. The City still accounted for some 60 per cent of the business of Shoralplan, the office interiors subsidiary, but Broadgate, its biggest project, now accounted for under 10 per cent of business.

# Italian acquisition for GKN

By John Thornhill

GKN, the engineering group, is to expand its axle manufacturing operations into Europe through the acquisition of Comaxle from Varity Corporation, the Canadian industrial management company, for an estimated £16.1m cash.

Comaxle, based in Como, Italy, is a leading manufacturer of axles for four-wheel-drive agricultural tractors and currently supplies Massey-Ferguson, Varity's tractor and farm machinery business, with all its requirements in Europe. Under a supply agreement, Comaxle will continue to meet these needs in the UK, France and Italy.

In the year to January 31 1989, the company had turnover of £25m.

GKN Axles, which manufactures axles and transfer boxes in Birmingham and Leeds, will gain access to new technologies associated with four-wheel-drive systems and to agricultural markets, in which it was not previously represented.

GKN believes it will be able to sell Comaxle's products to other European tractor manufacturers and extend Comaxle's product range into other market sectors.

# Glynwed disposes of SA interests through buy-out

By Philip Coggan

GLYNWED INTERNATIONAL, the Midlands-based industrial group, has disposed of its remaining South African interests via a management buy-out.

The subsidiaries being sold are Falkirk Industries, which manufactures iron foundry products, and four property companies associated with it. Falkirk made a loss of £1m in 1987.

Glynwed had made it clear for some time that it wished to dispose of its last links with South Africa but it had difficulty finding a buyer. During the recession of the early-1980s, Glynwed's profits were buoyed up by its South African activities but it sold Defy, its largest business in that country, in 1984.

Consideration for the Falkirk disposal is described as "nominal" but the sale will reduce group borrowings by £1.3m.

# Telfos sells its 19% Hicking Pentecost stake

Telfos, the diversified engineering group, has sold its 19 per cent stake in Hicking Pentecost, the Nottingham-based knitwear manufacturer and dyer, writes Ray Bashford.

Mr Alan Evans, Hicking's company secretary, said that attempts will be made today to discover the identity of the buyer.

The stake was sold at 84.5p a share compared with yesterday's closing price of 83p – 4p higher on the day.

# Howard Holdings rises 54% to £1.61m

FURTHER GROWTH has been shown by Howard Holdings, property developer and hirer of plant to the construction industry.

In the half year ended October 31 1988 turnover advanced by nearly 58 per cent, from £3.45m to £5.45m, while pre-tax profit rose by 54 per cent, from £1.04m to £1.61m.

The directors warn that results for the second half in the development division will be affected by the slow down in housing.

But they said plant hire continued to benefit from the construction industry boom, and they were confident of a good profit contribution from the latter. Overall profit for 1987-88 came to £2.33m (£1.7m).

The interim dividend is lifted to 0.6p (0.5p) as earnings rose from 2.7p to 4.2p.

# Continued growth at Printech

Growth has continued apace at Printech International, the Dublin-based producer of computer manuals mainly for US multinationals.

In 1988, pre-tax profits rose 79 per cent, from I£1.12m to I£2.01m (equal to £1.65m), following the 64 per cent growth of the first half. Turnover moved up 65 per cent to £12.54m (£7.59m).

Mr Jim Flavin, chairman of the USM-quoted company, said the 1989 budget was for strong growth in volumes and profits. At this early stage the outlook was promising.

In the middle of last month Printech acquired Kenmore Press, a US specialist printer of brochures and catalogues.

With earnings up from 6.1p to 8.5p, the final dividend is 1.5014p for a total of 2.5014p. There was a notional 2.274p in 1987, with 0.568p actually paid.

# Economies of small scale in mining private seams

## Maurice Samuelson on Europa, a newly listed minnow in the English coal industry

AS MORE miners swell the exodus from British Coal, a number of small private mines are now emerging as oases of secure employment in traditional English coal-mining areas.

Europa Minerals is among this crop of newcomers and its shares begin trading today on the London Stock Exchange, with Kleinwort Benson Securities and Credit Suisse Buckmaster Moore as its market makers.

Europa's placing at the end of last month had closed oversubscribed at 100p a share – a total of 5m shares, instead of the previously announced 4.5m, was sold to institutions and clients of Kleinwort and Williams de Broe.

A mere minnow compared with British Coal's vast operations, Europa employs small teams of men below ground and they are armed with relatively simple mining tools.

Thanks to its low overheads, however, the shallowness of its seams, and the flexibility of its managers and men, Europa is estimated to undercut British Coal's average price by at least £10 a tonne and to compete on the same terms as cheap imports for the power station market.

This, claims Europa, provides the electricity industry with the cheapest source of fossil fuel in Britain. Now, with coal privatisation expected to follow that of electricity, it feels that the future is on its side and is in a cautiously expansionist mood.

Europa is spending at least £300,000 each on upgrading its three coal mines – it has two in Staffordshire and a third in Durham. By early next year, they should be producing 140,000 tonnes a year.

Their role within the group's strategy is to generate cash to finance the quest for precious metals in Ireland, Scotland, Spain and West Germany, and for diamonds in West Africa. The coal proceeds are supplemented by Europa's management fees from Dana Exploration, the Irish associate company, and from other investments.

For Mr David Spencer, Europa's 42-year-old finance director and chief executive of its coal interests, the priority is "to change the coal mines into a coal business." He also talks of "getting closer to the customers" – local power stations, coal merchants and householders – by improving the quality of the product.

Europa is among about 140 licence-holders operating under a system dating from 1947 when private concerns were allowed to mine pockets of coal regarded as too small for the newly created National Coal Board (now British Coal), itself the licensing authority.

The private licensees are restricted to using only about 30 men below ground – at Europa's Acres Nook mine, there are only 22, of whom only 10 are coal-digging colliers.

Like most of the private sector, Europa would like this limit to be relaxed in order to expand its production. In the meantime, its expansion comes through a policy of mechanisation commensurate with the small scale of the mine and by tunnelling into virgin coal.

Instead of relying only on explosives to break up the coal, it is installing under-cutting machines to increase productivity. It is also putting in conveyors to cut down the time that the miners spend pushing coal around on rail-mounted tubs.

It already blends the coal from its two Staffordshire mines but wants to further improve quality by new screening processes.

As a result of all these efforts, Mr Spencer hopes that the investment will be repaid within less than three years, giving a cashflow of about £1.5m a year to underpin Europa's first couple of years of growth.


This announcement appears as a matter of record only.

£31,000,000
Management Buy-Out
of the Engineering Division of Hestair PLC
by Foleywood Ltd
(a company formed by management)

Citicorp Venture Capital Limited (Lead Investor)
arranged and underwrote the equity, mezzanine, and senior debt for this transaction.

Equity Provided by
Citicorp Venture Capital Limited
Bankers Trust Company

Debt provided by
BankersTrust Company (Agent)
Citicorp Investment Bank Limited

February 1989

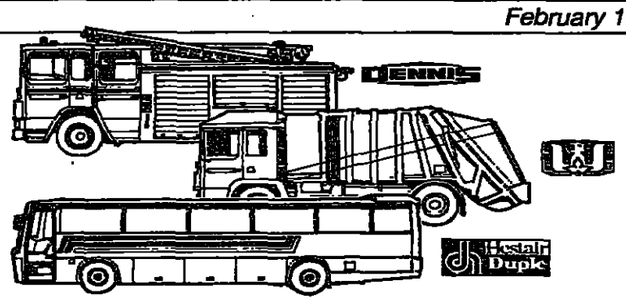


CITICORP VENTURE CAPITAL
PO BOX 199, COTTONS CENTRE, HAYS LANE, LONDON SE1 2QT TEL 01 234 5678
A member of the Securities Association



CHANNEL ISLANDS

The Financial Times proposes to publish this survey on:

Wednesday, 1st March 1989

For a full editorial synopsis and advertisement details, please contact:

BRIAN HERON
Regional Manager
on 061 834 9381 (telex 666813)

or write to him at:

Financial Times
Alexandra Buildings
Queen Street
Manchester
M2 5HT

FINANCIAL TIMES
EUROPE'S BUSINESS NEWSPAPER



G.T. UK SMALL COMPANIES FUND
(Société d'investissement à capital variable, Luxembourg)
2 boulevard Royal, L-2953 Luxembourg,
R.C. Luxembourg No. B25668

Notice to Shareholders.

NOTICE IS HEREBY GIVEN to shareholders in G.T. UK Small Companies Fund of an Extraordinary General Meeting to be held at the registered office of the Fund on 23rd February, 1989 with the following agenda:-

1) to amend the Articles of Incorporation so as to adjust such Articles in order to satisfy the requirements of the Law of 30 March, 1988; and

2) to amend the Articles of Incorporation so as to make certain further adjustments to the Articles, including the removal of the requirements for notices to be sent to registered shareholders by registered mail, to provide for the annual distribution of at least 85 per cent of the net investment income and to revise the fee structure.

Copies of the revised Articles of Incorporation may be obtained from the registered office of the Fund, from the office of the Hong Kong Representative at 17th Floor, Three Exchange Square, 8 Connaught Place, Central, Hong Kong, or from the office of G.T. Management PLC at 8th Floor, 8 Devonshire Square, London EC2M 4YJ.

Resolutions on the agenda of the Extraordinary General Meeting will require a quorum of at least 50% of the outstanding shares and will be adopted if at least three-quarters of the shareholders present or represented vote in favour.

In order to take part at the meeting of 23rd February, 1989 the owners of bearer shares will have to deposit their shares FIVE clear days before the meeting with the following bank who is authorised to receive the shares on deposit:-

Banque Internationale à Luxembourg,
2 boulevard Royal, L-2953 Luxembourg.

## UK COMPANY NEWS

# Piccadilly rejects Miss World bid

By Philip Coggan

PICCADILLY Radio, the Manchester-based commercial radio company, yesterday rejected a £35m bid from Miss World Group, the USM company that owns both the eponymous beauty contest and the Red Rose radio chain.

The offer is conditional on shareholders in Piccadilly rejecting the merger with Midlands Radio Holdings, operator of radio franchises in Coventry and Birmingham. That deal was due to be approved at an extraordinary general meeting yesterday but the meeting was postponed.

Independent Broadcasting Authority rules state that no company can serve more than 15 per cent of the total UK audience and a combined Red Rose/Piccadilly/Midlands would breach that limit.

Piccadilly's board said the offer was "wholly unwelcome and disruptive" and urged shareholders to take no action.

Miss World said the offer would create the UK's second largest independent radio company. Red Rose, which was best known for its flamboyant chairman, erstwhile News on Sunday publisher Mr Owen Oyston, operates stations in Lancashire, south Wales and West Yorkshire.

Mr Oyston merged the business with Mr Eric Morley's Miss World Group last year; yesterday's statement said that Miss World planned to change its name to a moniker "which more accurately reflects the current interests of the group".

Miss World already owns or has options over 53.3 per cent of the non-voting shares and says that the merger will give all Piccadilly shareholders a vote.

The offer terms are 68 ordinary shares in Miss World for every 100 Piccadilly A shares and 61 ordinary Miss World shares for every 100 Piccadilly non-voting shares.

Based on last night's closing Miss World price of 523p the offer values each A share at 355p and each non-voting share at 319p. There will be a cash alternative of 306p per A share and 274.5p per non-voting share. The A shares closed up 47p at 305p yesterday.

Miss World is being advised by Citicorp Scrimgeour Vickers and Piccadilly by Barclays de Zoete Wedd.



Owen Oyston, flamboyant erstwhile News on Sunday publisher

# Meggitt in Spanish electronics purchase

By David Waller

MEGGITT HOLDINGS, an aerospace and engineering group, is expanding into Spain with the acquisition of Navarra de Componentes Electronicos (Nacesa) and the Piher group of associated companies for Pta 1.47bn (£7.27m) in cash.

The Spanish company, located in the Tudela in the province of Navarra, makes high quality variable resistors, potentiometers and trimmers for the industrial and consumer sectors of the electronics market such as aerospace, automobile and communications.

The Piher companies form a distribution network in North America and various countries in continental Europe. Mr Ken Coates, Meggitt's group managing director, said this was one of the prime reasons for the deal.

The network could be exploited to sell other products from Meggitt's electronics division in areas where the company was not well represented.

The Spanish companies had combined turnover of Pta 2.7bn in the eight months to August 31, and made pre-tax profits of Pta 270m.

Nacesa became state-owned a few years ago following the rescue of a larger electronics company of which it was part. The vendor, the Navarra government, will receive an initial cash payment of Pta 460m and the balance in equal cash installments over seven years.

# Compass and Health Care agree merger

By Vanessa Houlder

COMPASS GROUP, the contract catering, health care and building services group, yesterday announced a £112.5m agreed merger with Health Care Services, a USM-quoted operator of hospitals, nursing homes and a medical staff agency.

The cash and paper offer ends two months of speculation after Health Care announced it had received approaches that could lead to a bid.

Compass's expansion was encouraged by the Government's recent NHS initiatives, which are thought likely to benefit the private sector.

Mr Francis Mackay, finance director, said Compass hoped there would be opportunities to manage some NHS services, such as pathology. In addition, integrating Health Care's two hospitals with those of Compass would enhance its ability to negotiate with insurance companies.

Mr Peter Dewe-Mathews, managing director of Health Care, said the decision to merge resulted indirectly from the stock market crash and high interest rates, which raised the costs of expansion. "With the Government's white paper there are considerable opportunities. But to get the best out of the business one needs to achieve critical mass."

Health Care Services has had a mixed performance since joining the USM in 1984. A steep rise in interest costs and a downturn in its personnel division resulted in a 25 per cent decline from £498,000 to £371,000 in interim pre-tax profits to September 1988.

Compass, which was formed in July 1987 after a management buy-out from Grand Metropolitan, is primarily involved in contract catering. Compass Healthcare, which owns six private hospitals, is the second largest division, contributing 15 per cent of trading profits.

The terms of the offer are 48 Compass shares and £146.25 in cash for every 325 Health Care Services Shares. Based on Compass's share price of 312p, down 13p, the offer values Health Care shares at 91p each. That represents a premium of almost 50 per cent over its price of 61p on December 13.

There is a cash alternative of 88p per share and a loan note alternative. The offer has been irrevocably accepted by shareholders accounting for 54 per cent of shares.

# City of Oxford Trust unveils reconstruction plans

By Nikki Tait

CITY OF OXFORD Investment Trust, the £20m fund managed by Hambros, has unveiled reconstruction plans which will turn it into a split level trust, with two different types of share capital.

The aim of the reconstruction is to reduce the traditional investment discount (the difference between the share price and the underlying net asset value of the trust) by creating new classes of equity which have more appeal to investors.

Such schemes enjoyed a brief vogue during early and mid-1987. In most of them, however, shareholders were offered a mixture of income and capital shares - the former enjoying the income growth achieved by the trust and the latter its capital appreciation.

The 1987 stock market crash badly dented the popularity of the capital share class.

The City of Oxford scheme is different in that the trust plans to offer shareholders the chance to swop into a mixture of ordinary income shares and zero dividend preference shares rather than including any pure capital shares.

To implement the changes, a six and a half year life will be put on the trust, so that it can be wound up at end-September 1995.

A scrip issue of existing ordinary shares will also be made, reducing net asset value to 50p a share.

The enlarged share capital will then split into the two new classes of shares in the standard proportion of seven zero dividend preference shares to eight ordinary income shares. Both will have net asset backing of 50p.

The zero dividend preference shares will then enjoy an annual return of 12.75 per cent, so that by 1995 the net asset backing for the shares reaches 110p.

The ordinary shares are designed to provide a high income yield and also enjoy any additional capital appreciation after meeting the requirements of the zero preference shares.

Management of the portfolio remains with Hambros.

## COMPANY NEWS IN BRIEF

ADWEST GROUP has purchased from private vendors the share capital of Pyatt and Pearce Shielding and Questoak for £1.15m cash and profit-related payments. They will become part of the defence division.

ANGLO UNITED has acquired Hercock Simpson (Holdings) from Petrofina (UK) for £1.74m cash. Hercock Simpson is involved in the distribution of solid fuels and furnace bottom ash. In 1987 it incurred losses of £291,000 on turnover of £35m. Net assets at December 31 1988 were £1.5m.

ARGYLE TRUST: offers by Dewey Warren accepted for 20.73m ordinary shares (93.2 per cent) and £2.93m nominal loan stock (96 per cent).

BEALES (JOHN) is to acquire Essex-based Micropride and Nottingham-based Ariel Pressings, two private manufacturers of electrical components. Initial consideration for Micropride is £505,000 in shares with an additional £1.1m dependent on the company's results for the next two years. Consideration for Ariel is £900,000 in shares and loan stock. In the year to October 31, Micropride had pre-tax profits of £110,000 on turnover of £1.1m, and in the year to March 31 Ariel's taxable result was £95,000 on turnover of £1.6m.

BLP GROUP: Of the 3.99m new ordinary shares offered in the rights issue, some 3.49m (87.3 per cent) have been taken up. The balance has been sold in the market.

CANNING (W) has received acceptances under its open offer to shareholders in connection with the acquisition of the Gamlen industrial chemical business in respect of 2.21m new ordinary shares (82.58 per cent). The remainder has been placed with institutions.

CONRAD HOLDINGS' property vehicle, Cordwell Property, is selling two shopping complexes – one in Carlisle, one in Kendal – to Speciality Shops for some £12m.

EVERED is expanding its quarry products business by the purchase of three concrete block plants for £1.4m.

KENTISH PROPERTY GROUP has completed the sale of the remainder of its Church Road, Leyton, site for £3.25m. The sum is in addition to the £1.25m realised from earlier sales of buildings on site.

McKECHNIE: The recommended offer for McKechnie Pacific has been accepted by 97.57 per cent of existing holders and has been extended until the end of February. Shares outstanding at the end of the offer period will be acquired compulsorily.

PERICOM is to acquire Delta Data Systems Third Party Service business for £325,000 cash.

TEXTRON: the company has purchased or received acceptances in respect of 131m Avdel ordinary (97.6 per cent of the issued ordinary share capital and 93.5 per cent of the total Avdel voting rights). Textron also speaks for 343,302 Avdel 10 per cent preference (85.8 per cent) and 3.39m Avdel 10.25 per cent preference (96.8 per cent). It has purchased all 1.75m Avdel preference shares.

UEI is buying Avolites Production for £1.35m via the issue of 335,000 ordinary shares. Avolites makes lighting control systems for stage entertainment.

WENTWORTH INTERNATIONAL has contracted to pay up to £770,000 cash for the business and assets of Printway, a subsidiary of Trebor. Printway makes printed paper board cartons.

WHEWAY has acquired the business and certain assets of Scandfilter and in October/November will buy its holding company, AB Carmatex, for a total of SKr 30m (£2.7m). Scandfilter produces commercial and industrial replacement air filters, and in 1987 made a pre-tax profit of SKr 5.74m (£500,000).


## IMPALA PLATINUM HOLDINGS LIMITED

(Incorporated in the Republic of South Africa)
Reg. No. 57/01979/06

INTERIM PROFIT STATEMENT AND DECLARATION OF INTERIM DIVIDEND

The unaudited consolidated results of this company's operations during the six months ended 31 December 1988, are as follows:

| | 6 Months to 31.12.88 R000 | 6 Months to 31.12.87 R000 | % Change | Year to 30.06.88 R000 |
|---|---|---|---|---|
| Sales revenue (Platinum and by-product metals produced) | 943,871 | 781,949 | 20.6 | 1,588,766 |
| Consolidated profit for the period (Note 1) | 428,845 | 297,402 | 44.2 | 611,500 |
| Less: Taxation and lease consideration (Note 2) | 237,389 | 152,340 | 55.8 | 311,694 |
| Profit for the period after taxation and lease consideration | 191,456 | 145,062 | 32.0 | 299,806 |
| Less: Transfer to reserve for expenditure on mining assets (Note 3) | 45,783 | 64,884 | (29.6) | 115,700 |
| Profit for the period after taxation, lease consideration and transfer to reserve for expenditure on mining assets | 145,753 | 80,178 | 81.8 | 184,106 |
| Dividends | 43,237 | 34,590 | 25.0 | 103,770 |
| | 102,516 | 45,588 | 124.9 | 80,336 |
| Earnings per share (cents) | 332 | 252 | 31.7 | 520 |
| Earnings per share after transfer to reserve for expenditure on mining assets (cents) | 253 | 139 | 82.0 | 319 |
| Dividends per share (cents) | 75 | 60 | 25.0 | 180 |

Shares in issue: 57,650,000 (1987: 57,650,000)

During the six months ended 31 December 1988 turnover increased by 20.6% or R161.1 million compared with the corresponding period in the previous year. This increase, which was due to a weaker Rand for most of the period as well as firmer prices for platinum and various by-product metals, resulted in a 44.2% increase in consolidated profit before tax and a 32.0% or R46.4 million increase in after tax profit.

A further increase in retained earnings would strengthen the company's ability to fund business developments and on going planned capital expenditure.

In view of the above the directors have declared an interim dividend of 75 cents per share (1987: 60 cents per share) which will absorb R43,237,000 (1987: R34,590,000).

NOTES:

1. The profit for the period has been arrived at after accounting for the undermentioned items:
   (a) Interest paid – 19,850,000 (six months to 31 December 1987: R7,734,000)
   (b) Royalties payable to the mineral rights holders in terms of the cession to Impala Platinum Limited of their mining leases: 140,632,000 (six months to 31 December 1987: R26,041,000).
2. Provisions for taxation and lease consideration in respect of the six months' period ended 31 December 1988 are as follows:

| | R000 |
|---|---|
| Lease consideration | 65,954 |
| Bophuthatswana taxation | 123,000 |
| South African taxation | 48,435 |
| | 237,389 |

3. Transfer to reserve for expenditure on mining assets
   This transfer is from the profits of Impala Platinum Limited in respect of capital expenditure of that company. Gazelle Platinum Limited's new Karee Mine has not yet commenced production. No similar transfer is therefore made in respect of this mine's capital expenditure to date.
4. Gazelle Platinum Limited
   The development of this company's new Karee mine is progressing on schedule and it is expected that the first metal will be produced early in 1990.
   To date capital expenditure of R103.8 million has been funded internally on an interim basis.
5. Messina Limited
   In April 1988, Implats' shareholders were advised that the company had, subject to certain conditions precedent, made an offer to acquire a 55 per cent shareholding in Messina Limited. Considerable progress has been made towards the fulfilment of these conditions.
   Legal Proceedings Instituted by the Bafokeng Tribe
   During November 1988, argument was heard in the Supreme Court of Bophuthatswana in the matter of the application by the Bafokeng Tribe for an order declaring that the Notarial Cession Agreement between the company and the President of Bophuthatswana, as Trustee for the Tribe, had been terminated in so far as the Bafokeng Tribe was concerned. The right to mine over properties registered in the name of the President of Bophuthatswana, in Trust for the Tribe, was ceded to the company in terms of the Notarial Cession Agreement.
   The Tribe's application was based on an allegation by the Tribe that the company had repudiated the aforesaid agreement. The company denied such allegation and, together with the President and Government of Bophuthatswana opposed the application. At the end of the hearing judgement was reserved by Mr Justice E. A. T. Smith.

INTERIM DIVIDEND declared on 6 February 1989 – Payable on 23 March 1989
Amount per share 75 cents – Currency conversion 14 March 1989.

*The interim report will be mailed to shareholders on or about 10 February 1989 and copies will be available at the London office, 30 Ely Place, London EC1N 6UA.*



## MANAGEMENT EDUCATION & DEVELOPMENT

The Financial Times proposes to publish a Survey on the above on

Tuesday March 28th 1989

For a full editorial synopsis and advertisement details, please contact:

Jacqueline Keegan

on 01-248-8000 ext 3740
or write to her at:
Bracken House, 10 Cannon Street
London EC4P 4BY.

FINANCIAL TIMES
EUROPE'S BUSINESS NEWSPAPER



## G.T. DEUTSCHLAND FUND

(Société d'investissement à capital variable, Luxembourg)
2 boulevard Royal, L-2953 Luxembourg.
R.C. Luxembourg No. B25023

### Notice to Shareholders.

NOTICE IS HEREBY GIVEN to shareholders in G.T. Deutschland Fund of an Extraordinary General Meeting to be held at the registered office of the Fund on 23rd February, 1989 with the following agenda:-

1) to amend the Articles of Incorporation so as to adjust such Articles in order to satisfy the requirements of the Law of 30 March, 1988; and

2) to amend the Articles of Incorporation so as to make certain further adjustments to the Articles, including the removal of the requirements for notices to be sent to registered shareholders by registered mail, to introduce the facility to reduce or defer redemption requests in particular circumstances, to provide for the annual distribution of at least 85 per cent of the net investment income and to revise the fee structure.

Copies of the revised Articles of Incorporation may be obtained from the registered office of the Fund, from the office of the Hong Kong Representative at 17th Floor, Three Exchange Square, 8 Connaught Place, Central, Hong Kong, or from the office of G.T. Management PLC at 8th Floor, 8 Devonshire Square, London EC2M 4YJ.

Resolutions on the agenda of the Extraordinary General Meeting will require a quorum of at least 50% of the outstanding shares and will be adopted if at least three-quarters of the shareholders present or represented vote in favour.

In order to take part at the meeting of 23rd February, 1989 the owners of bearer shares will have to deposit their shares FIVE clear days before the meeting with the following bank who is authorised to receive the shares on deposit:-

Banque Internationale à Luxembourg,
2 boulevard Royal, L-2953 Luxembourg.



*This announcement appears as a matter of record only.* *February 1989*

## GL Holdings Corporation

### Medium Term Loan

in respect of the acquisition of

Gotaas-Larsen Shipping Corporation

Arranged by:

American Express Bank Ltd.

Provided by:

American Express Bank Ltd.
The Bank of Nova Scotia
Credit Suisse
Canadian Imperial Bank of Commerce
The Royal Bank of Scotland plc
Bank of Boston
The Toronto-Dominion Bank

Agent: American Express Bank Ltd.

AMERICAN EXPRESS BANK



## WORLD TEXTILES

The Financial Times proposes to publish a Survey on the above on

Wednesday, 22nd March, 1989

For a full editorial synopsis and advertisement details, please contact:

BRIAN HERON or PHILIP DODSON

on 061 834 9381 (telex 666813)
or write to

Financial Times, Alexandra Buildings,
Queen Street, Manchester M2 5HT

FINANCIAL TIMES
EUROPE'S BUSINESS NEWSPAPER

# SALOMON BROTHERS M&A:

# VALUE FOR OUR CLIENTS WORLDWIDE IN 1988.

During 1988, Salomon Brothers provided merger and acquisition services to clients worldwide in 169 publicly-disclosed transactions with an aggregate value in excess of U.S. $76 billion. Many involved cross-border transactions and 17 exceeded U.S. $1 billion in value.

In each case Salomon Brothers' global financial advisory capabilities were dedicated to the achievement of our clients' specific strategic and financial objectives.

## INTERNATIONAL

| Client and Assignment | Approximate Size (in thousands) |
|---|---|
| **Cartera Central S.A.** Advised Cartera Central S.A., a minority shareholder, in connection with the merger of Banco Central, S.A. with Banco Español de Crédito, S.A.* | $10,081,000 |
| **Banco de Bilbao, S.A.** Merger of equals with Banco de Vizcaya, S.A. | 6,220,000 |
| **Bond Corporation Holdings Limited** Acquisition of G. Heileman Brewing Company, Inc. | 1,300,000 |
| **The Seagram Company Ltd.** Acquisition of Tropicana Products, Inc. from Beatrice U.S. Food Corp. | 1,200,000 |
| **ENCOR Energy Corporation Inc.** Sale to TCPL Energy Limited, a wholly owned subsidiary of TransCanada Pipelines Limited | 846,000 |
| **Bessemer Securities Corporation Cilluffo Associates, L.P.** Advised Bessemer Securities Corporation and Cilluffo Associates, L.P., minority shareholders, in connection with the acquisition of Intermedics, Inc. by Sulzer Brothers Limited | 783,300 |
| **Hachette Publications, Inc.** Acquisition of Diamandis Communications Inc. | 712,000 |
| **First Maryland Bancorp** Advising the Special Committee of the Board of Directors on the Company's acquisition by Allied Irish Banks plc* | 362,000 |
| **The Bank of Nova Scotia** Acquisition of The McLeod Young Weir Corporation | 321,000 |
| **IFINT S.A.** Acquisition of a minority interest in Fireman's Fund Corporation | 300,000 |
| **Addison-Wesley Publishing Company, Inc.** Sale to Pearson plc | 284,000 |
| **Repsol Exploracion, S.A.** Acquisition of a 25% interest in Repsol Occidental Corporation from Occidental Petroleum Corporation | 272,000 |
| **Kidde, Inc., an indirect wholly-owned subsidiary of Hanson plc** Divestiture of the Fire Protection Group to Pilgrim House Group plc | 266,000 |
| **Arvin Industries, Inc.** Acquisition of the Silencer Divisions from TI Group plc | 204,000 |
| **International Business Machines Corporation** Divestiture of Science Research Associates to Maxwell Communication Corporation | 150,000 |
| **Centrafarm Group N.V.** Sale to C&F Holding B.V. | 109,000 |
| **TVS Entertainment plc** Sale of an interest in TVS Entertainment plc in connection with the acquisition of MTM Entertainment, Inc. | 100,000 |
| **State Government Insurance Commission of Western Australia** Acquisition of a minority interest in The Bell Group Limited | 85,500 |
| **Bell Group International Limited** Divestiture of Bryanston Insurance Company Limited to Wayshot Limited, a management-buyout investor group* | 75,000 |
| **Quintex Australia Limited** Acquisition of Princeville Corporation | $74,000 |
| **Triplex Lloyd plc** Acquisition of Christy Hunt plc* | 58,000 |
| **Alexander & Alexander Services Inc.** Divestiture of the Sphere Drake Insurance Group Public Limited Company to Sphere Drake Acquisition (U.K.) Limited | 56,000 |
| **The Nippon Credit Bank, Ltd.** Acquisition of an 85% interest in Beekman Partners* | 50,000 |
| **FJC Lilley plc** Advised a new management group and assisted and participated in the financing of the transaction | 47,000 |
| **Conax Corporation** Divestiture of Conax Buffalo Corporation to IMI plc | 33,000 |
| **GKN plc** Acquisition of Mid-America Industries, Inc. | 15,000 |
| **Meggitt Holdings plc** Acquisition of KDG Holdings Limited | 15,000 |
| **Salomon Brothers Holding Company** Acquisition of a 20% interest in DFC New Zealand Limited | 15,000 |
| **Revco D.S., Inc.** Divestiture of Crown Store Equipment Co. to Meridian Holdings plc | 7,000 |
| **AMSTED Industries Incorporated** Divestiture of Hydromation Belgium N.V. to Filterwerk Mann & Hummel GmbH | Undisclosed |
| **Aspen Skiing Company** Divestiture of Breckenridge Skiing Company to Victoria Co., Ltd. | Undisclosed |
| **Bond Corporation Holdings Limited** Divestiture of Heileman Baking Company to RT Holding S.A. | Undisclosed |
| **Bond Corporation Holdings Limited** Divestiture of Red Seal Snack Foods Company to Borden, Inc. | Undisclosed |
| **Bond Corporation Holdings Limited** Divestiture of Barrel-O-Fun Snack Foods Company to a management-led investor group | Undisclosed |
| **Bond Corporation Holdings Limited** Divestiture of Wilmar Nut and Cookie Company to a management-led investor group | Undisclosed |
| **CFO Publishing Corporation** Sale of a controlling interest to The Economist Newspaper Group, Inc. | Undisclosed |
| **Degussa AG** Divestiture of the Activated Carbon and Grill Charcoal Operations to Calgon Carbon Corporation | Undisclosed |
| **FPL Group, Inc.** Divestiture of Real Estate Data, Inc. and Damar Corporation to Elsevier U.S. Holdings, a subsidiary of Elsevier NV | Undisclosed |
| **The Gillette Company** Sale of an interest in Eye Optics, Inc. to a wholly owned subsidiary of Grand Metropolitan plc | Undisclosed |
| **Hanson Kidde International Holdings Limited** Sale of a 62% interest in Fenwal Controls of Japan, Ltd. to SSP Engineering Co., Ltd. | Undisclosed |
| **Hanson Kidde International Holdings Limited** Sale of a 50% interest in Japan Toledo Commentator Co., Ltd. to Kusatsu Electric Co., Ltd. | Undisclosed |
| **Hanson Kidde International Holdings Limited** Sale of a 50% interest in Fukada-Kidde Co., Ltd. to Fukada Kogyo Co., Ltd. | Undisclosed |
| **Hubbard Construction Company** Sale to Entreprise Jean Lefebvre | Undisclosed |
| **Industrial Cartonera, S.A.** Sale to Jefferson Smurfit Group p.l.c. | Undisclosed |
| **Irving Bank Corporation** Acquisition of Slavenburg Corporation from Crédit Lyonnais Bank Nederland N.V. | Undisclosed |
| **John Hancock Property & Casualty Holdings Company** Divestiture of John Hancock (U.K.) Insurance Company Limited to WASA International Insurance Company Limited* | Undisclosed |
| **Kaiser International Services Companies** Sale of a 50% interest in Orient Koeki Kabushiki Kaisha to a management investor group | Undisclosed |
| **KaiserTech Limited** Divestiture of FarBest Corporation to Diversey Corporation, a wholly owned subsidiary of The Molson Companies Limited | Undisclosed |
| **Management Group** Acquisition of the Cinéma de France, Photovision and EDI 92 divisions of Publications Denis Jacob* | Undisclosed |
| **Osaka Titanium Co., Ltd. Sumitomo Metal Industries, Ltd.** Acquisition of the Semiconductor Division of Cincinnati Milacron, Inc.* | Undisclosed |
| **The Rymer Company** Divestiture of Sea Watch International, Ltd. to Nichirei Corporation | Undisclosed |
| **Siemens AG** Sale to Hoechst AG of a participation in Sigri GmbH held through Plania Beteiligungsgesellschaft GmbH | Undisclosed |
| **The Southland Corporation** Divestiture of the Reddy Ice Division to Reddy Ice, Ltd. | Undisclosed |
| **United Technologies Corporation** Divestiture of the European Operations of Essex Group, Inc. to Von Roll AG | Undisclosed |

## UNITED STATES

| Client and Assignment | Approximate Size (in thousands) |
|---|---|
| **Santa Fe Southern Pacific Corporation** Leveraged recapitalization | $7,300,000 |
| **Mobil Corporation** Divestiture of Montgomery Ward & Co. Incorporated to a management-led investor group | 3,800,000 |
| **San Diego Gas & Electric Company** Merger with SCEcorp* | 2,600,000 |
| **USG Corporation** Leveraged recapitalization | 2,600,000 |
| **Lucky Stores, Inc.** Advised the Board of Directors in connection with the Company's acquisition by American Stores Co. | 2,510,000 |
| **Fleet Financial Group, Inc. Norstar Bancorp Inc.** Merger of equals | 2,250,000 |
| **Santa Fe Southern Pacific Corporation** Divestiture of Southern Pacific Transportation Company to Rio Grande Industries, Inc. | 1,800,000 |
| **GAF Corporation** Advising the Special Committee of the Board of Directors in connection with a leveraged buyout proposal from a management-led investor group* | 1,500,000 |
| **KaiserTech Limited** Advised the Special Committee of the Board of Directors in connection with the Company's acquisition by Maxxam Group Inc. | 1,033,000 |
| **Maytag Corporation** Acquisition of Chicago Pacific Corporation* | 1,017,000 |
| **The E.F. Hutton Group Inc.** Sale to Shearson Lehman Brothers Holdings Inc. | 1,009,000 |
| **Amfac, Inc.** Sale to JMB Realty Corporation | 921,000 |
| **The Beatrice P. DeLany Trusts** Advised the Trusts in connection with the acquisition of Stanadyne, Inc. by Forstmann Little & Co. | 822,000 |
| **Bell & Howell Company** Sale to Bell & Howell Group, Inc., a newly-formed corporation organized by Robert M. Bass Group, Inc. and certain members of management | 735,000 |
| **PNC Financial Corp** Acquisition of The Central Bancorporation, Inc. | 720,000 |
| **Credithrift Financial Corporation** Acquisition of Manufacturers Hanover Consumer Services Group, Inc. | 685,000 |
| **The Mead Corporation Scott Paper Company** Divestiture of Brunswick Pulp & Paper Company to Georgia-Pacific Corporation | 665,000 |

*Pending

| Client and Assignment | Approximate Size (in thousands) |
|---|---|
| **Chemical Banking Corporation** Advised the Board of Directors in connection with the Company's merger with Horizon Bancorp | $660,000 |
| **National City Corporation** Acquisition of First Kentucky National Corporation | 660,000 |
| **Santa Fe Southern Pacific Corporation** Divestiture of Santa Fe Pacific Timber Company to Sierra Pacific Industries | 460,000 |
| **USG Corporation** Divestiture of Masonite Corporation to International Paper Company | 400,000 |
| **Kohlberg Kravis Roberts & Co.** Acquisition of Seaman Furniture Company, Inc. | 364,000 |
| **TVX Broadcast Group Inc.** Recapitalization and restructuring | 340,000 |
| **Timeplex, Inc.** Sale to Unisys Corporation | 337,000 |
| **ARA Services, Inc.** Leveraged recapitalization | 292,000 |
| **Amfac, Inc.** Divestiture of Lamb-Weston, Inc. to ConAgra, Inc. and Golden Valley Microwave Foods, Inc. | 276,000 |
| **The Home Group, Inc.** Acquisition of Carteret Bancorp Inc. | 268,000 |
| **KaiserTech Limited** Divestiture of Harshaw/Filtrol Partnership to Engelhard Corp. | 264,000 |
| **Welbilt Corporation** Advised the Special Committee of the Board of Directors in connection with a leveraged buyout proposal from Kohlberg & Co. and management | 245,000 |
| **The Southland Corporation** Divestiture of the Dairies Group to MorningStar Foods Inc. | 242,000 |
| **Fleet/Norstar Financial Group, Inc.** Acquisition of Indian Head Banks, Inc. | 238,000 |
| **Harvard Industries, Inc.** Advised the Special Committee of the Board of Directors in connection with a leveraged buyout proposal from a management-led investor group | 231,000 |
| **Kohlberg Kravis Roberts & Co.** Divestiture of American Forest Products Co. to Georgia-Pacific Corporation | 228,000 |
| **The Penn Traffic Company** Acquisition of P&C Foods, Inc. | 211,000 |
| **Santa Fe Southern Pacific Corporation** Divestiture of Santa Fe Pipeline Company, Southwest Pipeline Company, Santa Fe Marketing Company, Gulf Central Pipeline Company, Gulf Central Storage Terminal Company, and Gulf Central Storage and Terminal Company of Nebraska to Koch Industries, Inc. | 206,000 |
| **H. F. Ahmanson & Company** Acquisition of The Bowery Savings Bank | 200,000 |
| **Rhodes, Inc.** Sale to RHD Holdings Corp. | 200,000 |
| **Santa Fe Southern Pacific Corporation** Divestiture of Bankers Leasing and Financial Corporation to Citicorp | 188,000 |
| **KDI Corporation** Advised the Special Committee of the Board of Directors in connection with a leveraged buyout proposal from a management-led investor group | 187,000 |
| **Gaylord Container Corporation** Acquisition of the Container Products Division of Fiberboard Corporation, a subsidiary of Louisiana-Pacific Corporation | 156,000 |
| **CBI Industries, Inc.** Leveraged recapitalization through implementation of a leveraged ESOP and a share repurchase program | 150,000 |
| **The Southland Corporation** Divestiture of the Chief Auto Parts Division to Chief Auto Parts Inc. | 136,000 |
| **LFC Financial Corp** Acquisition of Ransburg Corporation* | 130,000 |
| **KaiserTech Limited** Divestiture of the Industrial Chemicals Division to LaRoche Chemicals Inc. | 113,000 |
| **Amfac, Inc.** Divestiture of the Amfac Health Care Division to a management-led investor group | 112,000 |
| **The Beard Company** Restructuring and merger with Union Pacific Corporation | 110,000 |
| **Continental Corporation** Divestiture of National Life Assurance to Industrial-Alliance Life Insurance Corporation | 104,000 |
| **CNW Corporation** Divestiture of Douglas Dynamics, Inc. to Park-Kenilworth Industries, Inc. | 100,000 |
| **Holly Sugar Corporation** Sale to Imperial Sugar Company | 100,000 |
| **Wingate Partners, L.P.** Acquisition of Redman Industries, Inc. | 96,000 |

| Client and Assignment | Approximate Size (in thousands) |
|---|---|
| **Champion Spark Plug Company** Divestiture of The DeVilbiss Company to Eagle Industries, Inc. | $95,000 |
| **Salomon Brothers Holding Company** Divestiture of Residential Funding Corporation to Anchor Savings Bank FSB | 60,000 |
| **The Western & Southern Life Insurance Company** Acquisition of a minority interest in Cincinnati Bell Inc. | 60,000 |
| **TVX Broadcast Group Inc.** Divestiture of TVX of Miami, Inc. to CBS Inc.* | 59,000 |
| **L. F. Rothschild Holdings Inc.** Sale to Franklin Financial Services, Inc. | 50,000 |
| **Crompton & Knowles Corporation** Acquisition of Ingredient Technology Corporation | 43,000 |
| **Merchants Capital Corporation** Divestiture of MerchantsBank of Boston and its subsidiary Farragut Mortgage Co. to a management-led investor group* | 43,000 |
| **Circle Express Inc.** Acquisition of Roadrunner Enterprises, Inc. | 37,000 |
| **Washington Mutual Savings Bank** Acquisition of Columbia Federal Savings Bank | 37,000 |
| **Santa Fe Southern Pacific Corporation** Divestiture of Black Mesa Pipelines, Inc. to Williams Technologies, Inc. | 36,000 |
| **Atlanta Gas Light Company** Acquisition of the Chattanooga Gas Division of Jupiter Industries | 35,000 |
| **Elder-Beerman Stores Corporation** Sale to EB Acquisition Co. | 32,000 |
| **Pittway Corporation** Divestiture of Saddlebrook Resorts, Inc. to DAD Resorts Acquisitions, Inc. | 31,600 |
| **Freedom Federal Savings Bank** Merger with Household Savings Bank, F.S.B. | 31,000 |
| **Amfac, Inc.** Divestiture of Monterey Mushrooms, Inc., Amycel Inc., and Spawn Mate, Inc. to a management-led investor group | 30,000 |
| **The Union Central Life Insurance Company** Acquisition of Manhattan National Corporation through the purchase of the remaining 46% of the outstanding shares* | 27,000 |
| **Revco D.S., Inc.** Divestiture of Carl's Drug Co. to Victory Markets Inc. | 26,000 |
| **MDC Asset Investors, Inc.** Acquisition of Guild Mortgage Investments, Inc. | 25,000 |
| **Rochester Telephone Corporation** Acquisition of C, C & S Systems, Inc. | 25,000 |
| **Cronus Industries, Inc.** Sale of a minority interest to P.E. Esping | 10,000 |
| **Microcom, Inc.** Acquisition of Meridian Technology, Inc. and certain assets of Carbon Copy Limited Partnership | 10,000 |
| **TVX Broadcast Group Inc.** Divestiture of TVX of Nashville, Inc. to an investor group | 6,000 |
| **TVX Broadcast Group Inc.** Divestiture of TVX of Pine Bluff, Inc. to an investor group | 6,000 |
| **AMSTED Industries Incorporated** Divestiture of PACO Pumps, Inc. to The Jordan Company and Associates | Undisclosed |
| **American City Business Journals, Inc.** Advising the Special Committee of the Board of Directors in connection with a leveraged buyout proposal from TA Associates Communications* | Undisclosed |
| **Bahia de San Francisco Television Company** Divestiture of KDTV-Channel 14 to Spanish International Communications Corporation | Undisclosed |
| **Campbell Soup Company** Divestiture of Pietro's Corp. to Dimeling, Schreiber & Dalglish | Undisclosed |
| **Cavenham Forest Industries Inc.** Divestiture of Omak Wood Products to a group led by Local 3023 of the Lumber, Plywood and Industrial Workers Union | Undisclosed |
| **Chemical Banking Corporation** Divestiture of the Factoring Business to The Citizens & Southern Corporation | Undisclosed |
| **Chemical Processors, Inc.** Sale of a majority interest to Glacier Park Company, a wholly owned subsidiary of Burlington Northern Inc. | Undisclosed |
| **FPL Group, Inc.** Divestiture of CBR Information Group, Inc. to Integratec, Inc. | Undisclosed |
| **Fairchild Industries, Inc.** Financial advisory* | Undisclosed |
| **Fleet/Norstar Financial Group, Inc.** Divestiture of Chapdelaine & Co. Government Securities, Inc. to CGS Holdings Inc. | Undisclosed |

| Client and Assignment | Approximate Size (in thousands) |
|---|---|
| **Gaylord Container Corporation** Divestiture of the Baltimore Ohio Mill to Somerset Capital Corporation | Undisclosed |
| **General Motors Corporation** Divestiture of the Detroit Diesel Business to Detroit Diesel Corporation | Undisclosed |
| **Gerber Products Company** Divestiture of Gerber Furniture Group, Inc. to Wingate Partners L.P. | Undisclosed |
| **Guild Mortgage Corporation** Divestiture of the Red Carpet Holding Company to Central Holding Company | Undisclosed |
| **HBE Corporation** Divestiture of HBE Leasing Corporation to Norwest Financial, Inc.* | Undisclosed |
| **Halliburton Company** Merger of Geophysical Service, Inc. and Geosource, Inc. | Undisclosed |
| **International Business Machines Corporation** Divestiture of copier service and marketing rights in the U.S. to Eastman Kodak Co. | Undisclosed |
| **KaiserTech Limited** Divestiture of the Brine Chemicals Division to The Reilly Tar & Chemical Corporation | Undisclosed |
| **KaiserTech Limited** Divestiture of Ravenswood Works to Stanwich Partners, Inc.* | Undisclosed |
| **Kraft, Inc.** Divestiture of Avoset Corp. to MorningStar Foods Inc. | Undisclosed |
| **Kusan, Inc.** Leveraged recapitalization | Undisclosed |
| **Bank Creditors of LTV Aerospace and Defense Corporation** Advising the Creditors in connection with the Company's reorganization under Chapter 11* | Undisclosed |
| **Leach McMicking & Company** Divestiture of Sterling, Inc. to Gilliam Joseph & Littlejohn | Undisclosed |
| **Lucky Stores, Inc.** Advised the Board of Directors in connection with the sale of selected assets of the Southwestern Division of Lucky Stores, Inc. to ABCO Markets, Inc., an affiliate of Odyssey Partners | Undisclosed |
| **Microcom, Inc.** Acquisition of Relay Communications, Inc. | Undisclosed |
| **Pennsylvania Enterprises, Inc.** Financial advisory* | Undisclosed |
| **Official Committee of Unsecured Creditors of Public Service Company of New Hampshire** Advising the Committee in connection with the Company's reorganization under Chapter 11* | Undisclosed |
| **The Quaker Oats Company** Divestiture of Paymaster Holding Corp. to International Proteins Corporation | Undisclosed |
| **Ramada Inc.** Restructuring involving divestiture of the Hotel Group and the Restaurant Group and a distribution of cash and securities to shareholders* | Undisclosed |
| **Senior Secured Creditors of Reading & Bates Corporation** Advising the Creditors in connection with the Company's financial restructuring* | Undisclosed |
| **Rochester Telephone Corporation** Divestiture of Chicago-Cleveland Fiber Optic Network to The Williams Companies, Inc. | Undisclosed |
| **Sealy, Incorporated** Advised the Special Committee of the Board of Directors in connection with a cash merger with The Ohio Mattress Company | Undisclosed |
| **Shade Information Systems Inc.** Sale to JLK II Corporation | Undisclosed |
| **Official Unsecured Creditors Committee of Smith International, Inc.** Advised the Committee in connection with the Company's reorganization under Chapter 11 | Undisclosed |
| **The Southland Corporation** Divestiture of the Snack Foods Division to Vesper Corporation | Undisclosed |
| **The Southland Corporation** Divestiture of the Tidel Systems Division to Tidel Systems, Inc. | Undisclosed |
| **The Southland Corporation** Divestiture of A.C. Trask Company to AMAX Inc. | Undisclosed |
| **Stanley Interiors Corporation** Divestiture of Payne Fabrics to Azimuth Corporation | Undisclosed |
| **Starcraft Corporation** Divestiture of Starcraft Power Boats Corp. to Brunswick Corporation | Undisclosed |
| **United Technologies Corporation** Divestiture of the Domestic Operations of Essex Group, Inc. to MS/Essex Holdings Inc. | Undisclosed |
| **VMG Enterprises, Inc.** Sale to Prudential Venture Capital Management, Inc. | Undisclosed |
| **Washington Mutual Savings Bank** Acquisition of Shoreline Savings Bank | Undisclosed |

*Pending

# Salomon Brothers

**New York**
Salomon Brothers Inc
One New York Plaza
New York, NY 10004

**Tokyo**
Salomon Brothers Asia Limited
ARK Mori Building, 1-12-32 Akasaka
Minato-Ku, Tokyo 107, Japan

**Hong Kong**
Salomon Brothers Hong Kong Limited
3 Exchange Square, Suite 2104
8 Connaught Place, Hong Kong

**Sydney**
Salomon Brothers Australia Limited
MLC Center, 19-29 Martin Place
Sydney, N.S.W., 2000 Australia

**London**
Salomon Brothers International Limited
Victoria Plaza, 111 Buckingham Palace Road
London SW1W OSB, England

**Frankfurt**
Salomon Brothers AG
Wiesenhüttenstrasse 10
6000 Frankfurt Am Main, Germany

**Zurich**
Salomon Brothers Inc
Stadelhoferstrasse 22
8024 Zurich, Switzerland

**Madrid** (Representative Office)
Salomon Brothers International Limited
Fortuny 18
28010 Madrid, Spain

# Misgivings about the EC's 'social security' plan for farmers

**Bridget Bloom** on the prospects for the recently agreed direct income aids, still unpalatable for some member states

A LITTLE-publicised measure agreed at the last meeting of European Community farm ministers not only breaks new ground for the common agricultural policy but could prove to have momentous effects in future.

The measure, which will allow payments to be made to farmers quite unrelated to anything they produce, has been one of the most controversial agreed in recent years. It has taken a full two years to negotiate, and remains unpalatable to many member states, including Britain and France. It was voted in, finally, under the new rules for majority voting as part of a package of other measures, including reforms to the beef regime.

The measure is known as direct income aids. Its prime purpose is to aid those farmers whose incomes have been badly affected by the price cuts and other reforms of the CAP implemented over the past few years.

In an interview late last month, Mr Frans Andriessen, the former agriculture commissioner now in charge of external affairs, said the income aids were a necessary adjunct to those reforms, which have been designed both to curb spiralling spending on the CAP and to induce greater market discipline within it. "They are a limited part of the reforms but a necessary price to pay for them," Mr Andriessen said.

However, the aids are also seen as being important in a broader context, most notably in the current Uruguay Round of trade negotiations within the General Agreement on Tariffs and Trade.

The US wants to see the abolition of all trade-distorting farm subsidies within these negotiations. It believes the only allowable subsidies should be those which are "production neutral". Some observers believe that one of the prime motives of the Commission, led by President Jacques Delors, in espousing direct income aids, is to have something on the books which can meet this US requirement, even though the EC seems certain to resist pressure to abolish all other farm support.

Among member states, objections to the income aids range widely. France, in particular, argues that aid which is so "decoupled" from production could prove a dangerous precedent and should not be offered within the Gatt context. Along with Britain, the Netherlands and Denmark, France professed alarm during the negotiations at the implications for the EC farm budget of a new and possibly open-ended scheme.

British ministers criticised the scheme for its potential for creating special social security for farmers which would be both unfair to other taxpayers and unnecessary, since most EC member states already have adequate and universally applicable social security systems.

Justifying their ultimate approval, these member states point to limits which, in the course of negotiations, they have been able to impose on the original Commission proposals. These are intended to water down the schemes' effect.

Six key elements of the scheme were agreed at last month's farm ministers meeting, although the legal texts are only being finalised in Brussels this week.

The elements are:

- Member states can choose whether or not they draw up and implement a national direct income aids scheme. If they do, it must be approved by the Commission and conform with certain general rules. These cover the eligibility of farmers and members of their families as well as the level of funding.
- Farmers and family workers are eligible if a "significant" part of the household income is derived from agriculture. "Significant" is not defined, but a farmer's total income must be less than 70 per cent of the average national GDP per head or 90 per cent of the regional GDP per head, whichever is the lower.
- Aid may be paid to an individual for no more than five years. However, since the scheme itself may be introduced at any stage over the next four years, direct income aids will effectively be part of EC policy for nine years.
- Actual aid paid may not amount to more than Ecu 2,500 (£1,700) per individual per year. The aid may be paid to an individual according to criteria relating to his personal income, or as a flat rate. In some circumstances it may be paid on the basis of single commodities produced.
- The EC contribution to the total aid paid will be limited to 70 per cent of the total for the least developed — mainly southern — member states, with no more than 25 per cent for the remaining member states. The beneficiary must get degressive amounts of aid each year, while the EC contribution is to be reduced by 15 per cent in each of the five years in which it is paid. This requirement does not apparently apply to national contributions. There will be a limit of Ecu 300m for EC aid (though not member states' aid) in 1992, no sum being fixed beyond that.

Although officials of the critical member states believe they have "ring-fenced" the scheme, others claim it remains a potential minefield.

They point out, for example, that the paucity of income statistics across the continent could well make a mockery of the criteria for eligibility. Britain's statistical service is relatively good, yet it became evident only recently that nearly half of Britain's listed 255,000 farmers were part-time, with comparatively tiny incomes from farming. However, Inland Revenue figure still do not distinguish between those farmers whose non-farming income greatly exceeds that from farming and those who depend on farming for their livelihood.

In addition, the variety of tax systems applicable to farmers across the 12 member states could vitiate the possibility of creating a Community-wide scheme on comparable criteria.

It is not yet clear which member states will take up the scheme, apart from Britain, which has said it will not, and Greece, which has been its strongest supporter. Of the northern members, West Germany is certainly keenest to adopt the scheme as a further adjunct to its policy of keeping large numbers of part-time farmers on the land, which could well impel the French to follow suit. As for the Mediterranean countries, Greece sees the aids as an important compensation for declining farm incomes and Spain appears to feel the scheme could create as many problems as it would solve, especially since it could prove difficult and costly to implement given the country's weak administrative structures.

It is too early to tell whether the scheme will remain limited and transitional or whether it will to prove the thin end of the wedge for the adoption of another, but equally costly, type of farm support. But the worry is there that it could turn out to be as costly a monster as the CAP is today.

# Overfishing charge brought against UK

By Tim Dickson in Brussels

BRITAIN yesterday found itself entangled in the European Community's legal net after the European Commission announced that it had accused the UK Government of failing to prevent widespread overfishing during 1987.

The decision to start infringement proceedings against the UK — notably for overstepping its quota of North Sea mackerel — comes at a time of growing concern in Brussels over the depletion of several key fish stocks in EC waters, and the new commercial pressures which this is imposing on the Community fleet. The latest move is also mildly embarrassing for Mr John MacGregor, UK Fisheries Minister, a fervent advocate of stricter conservation and tighter controls at recent EC ministerial meetings.

However, the UK is far from being the only culprit and it is understood that similar action is being prepared against other member states. Ironically, the UK's control systems are acknowledged as being as good as any in the Community, while mitigating circumstances can be marshalled in the UK Government's defence.

The most significant example of overfishing was in the North Sea mackerel zone, where the British quota of 1,380 tonnes compared with an actual 1987 catch of 20,469 tonnes. The problem was compounded by claims that the fish were migrating to the east of the so-called four degree west line which marks the boundary of the zone, and that it was thus legitimate for British vessels to follow them.

As for the hake catch of 9,423 tonnes, against the quota of 7180 tonnes, Britain blames late reporting of figures by boats registered as UK vessels but owned and operated by fishermen in other member states. These do not land their fish in British ports.

The list of species which Brussels says were overfished includes plaice, cod, whiting, pollack, monkfish and megrim. Britain now has to give a formal reply to the Commission's letter but while the matter could yet end up in the European Court of Justice the Community has no sanction except moral pressure.

**LME WAREHOUSE STOCKS**
(Change during week ended last Friday) tonnes

| | | |
|---|---|---|
| Aluminium high grade | −12,250 | to 136,200 |
| Copper Grade A | +1,975 | to 79,450 |
| Lead | −1,950 | to 50,575 |
| Nickel | +54 | to 6,186 |
| Zinc | −1,300 | to 31,975 |
| Tin | −295 | to 4,165 |
| Silver (oz). | −230,000 | to 14,344,000 |

# Lushness of mild winter hides problems waiting to surface

**FARMER'S VIEWPOINT**



By David Richardson

SNOWDROPS are blooming in my garden. Daffodils are pushing up large clusters of leaves and some of the shrubs are budding. Beyond the garden hedge, a field of wheat planted last autumn is growing lush and green. Normally at this time of the year, cereal crops are brown with frostburn and almost dormant waiting for the spring.

It is a similar story on almost all of Britain's arable farms. Every seed drilled in the autumn seems to have grown — re-drilling was necessary on parts of fields during November and December because of slug damage, but even those late-sown patches appear to have caught up. Plant growth, I estimate, is three to four weeks ahead of normal.

The reason, of course, is the mild winter. According to the Meteorological Office, mean temperatures through December and January were 2.7 deg C (4.9 deg F) above average across England and Wales. In Scotland, it was 3.2 deg C warmer than usual. Rainfall during the period was only 45 per cent of normal and there was 11 per cent more sunshine.

Is this the greenhouse effect? The experts will not commit themselves. It may, they say, be normal climatic variation. In any event, it has created February landscapes with bright colours not seen since the winter of 1974-75, which was slightly milder than this year's in eastern England. But 1975, may I remind you, was a year of potato famine and sugar shortage.

That is not to say that I am predicting something similar for 1989. Long-term weather forecasting is not one of my specialities. Nevertheless, the deficit in rainfall will have to be made up during the spring if we are to avoid such possibilities. And the recent mild spell has already caused problems on those good-looking green crops which are not obvious from a cursory glance.

Look a little closer and it is possible to find pustules of fungus indicating a disease called yellow rust on the leaves of a great many crops of wheat. The disease cannot survive in frosts of minus 5 deg C and is normally not seen until late spring or early summer. Left unchecked, it could spread across whole fields and reduce yields significantly. In the past few weeks, many farmers have decided, for the first time ever in winter, to spray infected crops with fungicide.

Some varieties of autumn-sown barley are suffering from a similar disease called brown rust, while spores of mildew, which also reduces yield, are widespread.

Both would have been controlled by the frosts in a normal winter but, here again, spraying has been judged to be necessary in some cases in spite of the unwelcome cost.

The destructive larvae of opomyza flies have been particularly active in the mild weather, boring lethal holes in the growing shoots of cereal crops. Wheat bulb fly maggots have also been biting their way through the base of the stems of many crops, causing "deadheart" and effectively reducing plant populations.

Meanwhile, over-wintering aphids or greenfly, whose numbers are reduced by severe frost, have survived in large numbers. Entomologists are already anticipating that next summer could bring the worst aphid infestation since 1976 and that would almost certainly lead to yield-reducing virus yellows on sugar beet. The disease is carried by aphids and their presence in large numbers will mean extra expensive applications of pesticides.

So, although the British countryside may look attractive as you travel through it and farmers' crops may appear healthy from a distance, there are problems just beneath the surface about to reveal themselves, which the non-farmer may not readily understand.

Indeed, a similar analogy fits most of agriculture. The industry appears to be healthy because of investments made during the late 1970s and early 1980s, when prices were good, weather was mainly kind and profits were possible.

However, the late 1980s have seen a dramatic erosion of prices and a series of bad seasons which have led to a situation where a very large proportion of farmers is losing money.

The reality was spelled out, in part at least, in the Ministry of Agriculture's annual review of the industry entitled "Agriculture in the United Kingdom: 1988", published last week. It revealed that average farm income had fallen by 25 per cent from the previous year (the National Farmers' Union claims a fall of 28 per cent) to the lowest level in real terms since the Second World War.

However, this is not just a freak result caused by bad weather. Other statistical evidence in the report shows how the income of some sectors of farm production has slipped far more over a period of years to "intolerable levels", as Mr Simon Gourlay, the NFU president, put it recently.

Assessing net income by farm type, for instance, the report reveals that, taking 1982-83 as index 100, cereal farms have slipped from 130 in 1984 to minus 10 last year; pig and poultry producers' incomes have fallen from 188 to minus 60 over the same period. Dairy farmers, however, have improved their position as a result of milk quotas and steady prices from 65 in 1984 to 130 in 1988.

It is hardly surprising that the NFU and the majority of farmers see in milk quotas a principle of supply management which they would like to see introduced for other commodities. But encouraged by the UK Government, the EC has instead introduced community-wide stabilisers to erode prices a few percentage points each year and to drive arable farmers into the land set-aside scheme — the other prong of the Community's policy to reduce production.

Meanwhile, as the ministry report shows, the net worth of the UK agricultural industry has dropped in real terms from an index of 144 during the period 1976-78 to 92 in 1987 — the last available figure. Given the drop in income in 1988, it would not be unreasonable to suppose that when the figures are calculated they will show a further substantial decline in net worth.

As the NFU points out, unremitting financial pressure over the last five years has led to the loss of 25,000 jobs on farms and a fall in investment in new equipment and buildings of 40 per cent to a post-war low. In addition, UK farmers are suffering more than most in Europe because of punitive interest rates.

The theory of cutting prices is, of course, to force down the cost of production so that only the most efficient are left in business and able to compete on world markets. But when, as in the UK at present, so many farm costs are out of producers' control, the theory breaks down.

Interest rates are only part of the story; fertilisers and chemical sprays have also become more expensive in line with inflation. Labour and machinery costs would have done the same if expenditure had been kept at normal levels.

Farm rents have continued to increase in spite of the fall in farming income. The £80-per-acre compensation now available for set-aside has put a bottom in the market, and the rising price of land as a result of City cash seeking amenity and pressure to claim roll-over relief by those few farmers who have sold land for development, has created a completely false picture which has nothing to do with agriculture.

A great many farmers, particularly tenants and those with sizeable overdrafts, even in the previously prosperous east of England, are finding it very difficult to survive. With profits from normal activities almost impossible to achieve and capital going towards living expenses, current price-cutting policies will soon force many out of business. But you would not necessarily know it simply by looking over the hedge.

## WORLD COMMODITIES PRICES

### LONDON MARKETS

THE LONDON Metal Exchange aluminium market continued on its downward path yesterday under the influence of bearish chart patterns. The cash quotation closed $30 lower at a four-month low of $2,147.50 a tonne, extending the fall over the past week to $130 a tonne. Traders said aluminium's weakness was also influenced by a further slide in the copper market, where the cash position lost £20 at £1,782.50 a tonne. The New York market again led the way as copper values were hit by profit-taking and "stale bull liquidation", in response to the recent rising trend of stocks. On the Baltic International Freight Futures Market valuues were sharply down in response to reports of a lower rate on the influential US Gulf/ Japan grain run. The February position touched the 50 points limit down before closing 44 below Friday's level at 1,500.

**SPOT MARKETS**

| Crude oil (per barrel FOB) | | + or - |
|---|---|---|
| Dubai | $14.30-4.45z | -.225 |
| Brent Blend | $16.40-6.50w | -0.25 |
| W.T.I. (1 pm est) | $17.45-7.50z | -0.16 |
| **Oil products** (NWE prompt delivery per tonne CIF) | | + or - |
| Premium Gasoline | $184-186 | -1 |
| Gas Oil | $142-144 | -1 |
| Heavy Fuel Oil | $72-74 | |
| Naphtha | $160-162 | +1 |
| Petroleum Argus Estimates | | |
| **Other** | | + or - |
| Gold (per troy oz)♣ | $388.0 | -0.75 |
| Silver (per troy oz)♣ | 581c | |
| Platinum (per troy oz) | $521.5 | -2.0 |
| Palladium (per troy oz) | $139.75 | +0.50 |
| Aluminium (free market) | $2175 | -40 |
| Copper (US Producer) | 140⅝-144c | -9 |
| Lead (US Producer) | 38.5c | -1.5 |
| Nickel (free market) | 810c | +3 |
| Tin (European free market) | £4445 | +25 |
| Tin (Kuala Lumpur market) | 20.51r | |
| Tin (New York) | 351.5c | |
| Zinc (US Prime Western) | 76⅞c | |
| Cattle (live weight)† | 108.80p | |
| Sheep (dead weight)† | 140.93p | |
| Pigs (live weight)† | 77.70p | |
| London daily sugar (raw) | $251.8x | -5.0 |
| London daily sugar (white) | $284.0x | -2.5 |
| Tate and Lyle export price | £254.5 | -1.0 |
| Barley (English feed) | £115 | |
| Maize (US No. 3 yellow) | £133 | |
| Wheat (US Dark Northern) | £125.5v | +0.75 |
| Rubber (spot)♥ | 61.25p | |
| Rubber (Mar)♥ | 71.50p | |
| Rubber (Apr) ♥ | 72.00p | |
| Rubber (KL RSS No 1 Mar) | 312.0m | |
| Coconut oil (Philippines)§ | $547.5u | |
| Palm Oil (Malaysian)§ | $410 | |
| Copra (Philippines)§ | $370w | |
| Soyabeans (US) | $193.5 | |
| Cotton "A" index | 63.55c | -0.35 |
| Woollops (64s Super) | 678p | -4 |

£ a tonne unless otherwise stated. p-pence/kg. c-cents/lb. r-ringgit/kg. z-Mar. w-Feb. v-Apr/May. u-Mar/Apr. q-Jan/Feb. x-Feb/Mar. †Meat Commission average fatstock prices. * change from a week ago. ♥London physical market. §CIF Rotterdam. ♣ Bullion market close. m-Malaysian cents/kg.

**COCOA £/tonne**

| | Close | Previous | High/Low | |
|---|---|---|---|---|
| Mar | 836 | 844 | 856 | 830 |
| May | 847 | 851 | 861 | 838 |
| Jul | 840 | 843 | 850 | 830 |
| Sep | 838 | 840 | 845 | 828 |
| Dec | 850 | 853 | 858 | 836 |
| Mar | 855 | 855 | 850 | 845 |

Turnover:4494 (4173) lots of 10 tonnes
ICCO indicator prices (SDRs per tonne). Daily price for Feb 3: 1105.55 (1106.63):10 day average for Feb 6: 1108.63 (1105.22).

**COFFEE £/tonne**

| | Close | Previous | High/Low | |
|---|---|---|---|---|
| Mar | 1183 | 1168 | 1185 | 1175 |
| May | 1155 | 1155 | 1162 | 1154 |
| Jly | 1143 | 1134 | 1147 | 1140 |
| Sep | 1141 | 1130 | 1139 | 1130 |
| Nov | 1141 | 1130 | 1135 | 1130 |
| Jan | 1130 | 1125 | 1130 | |

Turnover:2116 (2180) lots of 5 tonnes
ICO indicator prices (US cents per pound) for Feb 3: Comp. daily 120.67 (120.38); . 15 day average 122.84 (122.82).

**SUGAR ($ per tonne)**

| Raw | Close | Previous | High/Low | |
|---|---|---|---|---|
| Mar | 230.20 | 224.40 | 230.00 | 220.80 |
| May | 232.20 | 229.20 | 232.60 | 224.80 |
| Aug | 231.60 | 229.00 | 230.40 | 226.00 |
| Oct | 228.60 | 227.20 | 228.80 | 223.40 |
| Dec | 227.00 | 226.00 | 223.00 | |
| **White** | **Close** | **Previous** | **High/Low** | |
| Mar | 286.00 | 282.50 | 282.00 | 276.00 |
| May | 274.50 | 273.00 | 274.60 | 267.00 |
| Aug | 274.00 | 272.50 | 271.50 | 269.00 |
| Oct | 265.20 | 265.00 | 264.00 | 263.50 |
| May | 259.00 | 258.00 | 257.00 | |

Turnover: Raw 2199 (2766) lots of 50 tonnes. White 1149 (1124).
Paris- White (FFr per tonne): Mar 1790, May 1745, Aug 1748, Oct 1695, Dec 1680, Mar 1660

**LONDON METAL EXCHANGE TRADED OPTIONS**

| Aluminium (99.7%) | Calls | | Puts | |
|---|---|---|---|---|
| Strike price $ tonne | Mar | May | Mar | May |
| 2000 | 164 | 170 | 8 | 58 |
| 2100 | 88 | 113 | 31 | 95 |
| 2200 | 37 | 71 | 80 | 150 |
| **Copper (Grade A)** | **Calls** | | **Puts** | |
| 2800 | 264 | 216 | 14 | 117 |
| 3000 | 118 | 123 | 67 | 220 |
| 3200 | 37 | 65 | 184 | 357 |

**TEA**

There were 18,617 packages on offer at this weeks auction, including 3,400 in the offshore section, reports the Tea Brokers' Association. There was more widespread competition. Assams were well supported at little change in rates although plain mediums often tended dearer and Pekoe dusts remained a strong feature. The brightest liquoring Africans proved barely steady but all other descriptions came to a firm market. Ceylons attracted more general demand at fully firm to dearer rates. Offshore teas met a strong enquiry at fully firm levels. Quotations: quality 138p nominal (140p), medium 108p (110p) low medium 85p (85p).

**LONDON METAL EXCHANGE** (Prices supplied by Amalgamated Metal Trading)

| | Close | Previous | High/Low | AM Official | Kerb close | Open Interest |
|---|---|---|---|---|---|---|
| **Aluminium, 99.7% purity ($ per tonne)** | | | | | | Ring turnover 17,750 tonne |
| Cash | 2145-50 | 2175-80 | 2170 | 2170-5 | | |
| 3 months | 2135-7 | 2164-5 | 2180/2135 | 2145-50 | 2145-60 | 26,658 lots |
| **Copper, Grade A (£ per tonne)** | | | | | | Ring turnover 36,750 tonne |
| Cash | 1780-5 | 1800-5 | 17950/1792 | 1792-5 | | |
| 3 months | 1714-5 | 1736-7 | 1734/1707 | 1727-8 | 1706-7 | 64,177 lots |
| **Silver (US cents/fine ounce)** | | | | | | Ring turnover 0 ozs |
| Cash | 578 80 | 578-81 | | 577-80 | | |
| 3 months | 591-4 | 591-4 | | 590-3 | | 360 lots |
| **Lead (£ per tonne)** | | | | | | Ring turnover 6,775 tonne |
| Cash | 366-7 | 366-8 | 369/368 | 368-8.5 | | |
| 3 months | 369.5-70 | 369-70 | 371/367 | 370-0.5 | 367-8 | 9,695 lots |
| **Nickel ($ per tonne)** | | | | | | Ring turnover 696 tonne |
| Cash | 18050-150 | 17950-8050 | 18100 | 18050-100 | | |
| 3 months | 17700-75 | 17700-25 | 17750/17650 | 17725-60 | 17700-50 | 6,296 lots |
| **Zinc, Special High Grade ($ per tonne)** | | | | | | Ring turnover 3,750 tonne |
| Cash | 1925-35 | 1920-30 | 1940 | 1940-5 | | |
| 3 months | 1855-60 | 1845-60 | 1875/1870 | 1873-5 | 1850-60 | 3963 lots |
| **Zinc ($ per tonne)** | | | | | | Ring turnover 5,475 tonne |
| Cash | 1820-30 | 1800-10 | 1820 | 1820-5 | | |
| 3 months | 1760-4 | 1752-5 | 1765/1750 | 1762-5 | 1760-2 | 11,931 lots |

**POTATOES £/tonne**

| | Close | Previous | High/Low | |
|---|---|---|---|---|
| Feb | 52.0 | 52.0 | 50.0 | |
| Apr | 69.7 | 70.1 | 69.9 | 69.0 |
| May | 83.7 | 83 6 | 84.0 | 82.5 |
| Nov | 87.0 | 86.0 | 86.5 | 86.0 |
| Feb | 97.5 | | 95.5 | |

Turnover 204 (195) lots of 40 tonnes.

**SOYABEAN MEAL £/tonne**

| | Close | Previous | High/Low | |
|---|---|---|---|---|
| Feb | 155.50 | | 155.50 | |
| Apr | 162.00 | 164.00 | 165.00 | 162.00 |
| Jun | 157.00 | 166.00 | 157.00 | |

Turnover 71 (151) lots of 20 tonnes.

**FREIGHT FUTURES $10/index point**

| | Close | Previous | High/Low | |
|---|---|---|---|---|
| Feb | 1500 | 1544 | 1535 | 1494 |
| Mar | 1560 | 1580 | 1585 | 1545 |
| Apr | 1572 | 1596 | 1595 | 1570 |
| Jul | 1400 | 1416 | 1408 | 1398 |
| Oct | 1540 | 1545 | 1540 | 1530 |
| Apr | 1610 | 1625 | 1610 | |
| BFI | 1553 | 1584 | | |

Turnover 844 (725)

**GRAINS £/tonne**

| Wheat | Close | Previous | High/Low | |
|---|---|---|---|---|
| Mar | 111.90 | 112.00 | 111.90 | 111.70 |
| May | 115.65 | 115.70 | 115.65 | 115.50 |
| Jun | 117.55 | 117.50 | 117.55 | 117.20 |
| Sep | 103.00 | 103.00 | 103.00 | |
| Nov | 105.45 | 105.45 | 105.45 | |
| Jan | 108.95 | 108.95 | 108.95 | |
| Mar | 112.10 | | 112.10 | |
| **Barley** | **Close** | **Previous** | **High/Low** | |
| Mar | 109.80 | 110.00 | 109.85 | 109.80 |
| May | 111.75 | 111.80 | 111.75 | |
| Sep | 100.10 | 100.10 | 100.10 | |
| Nov | 103.35 | 103.35 | 103.35 | |

Turnover: Wheat 109 (253) . Barley 5 (82) .
Turnover lots of 100 tonnes.

**LONDON BULLION MARKET**

| Gold (fine oz) | $ price | £ equivalent |
|---|---|---|
| Close | 387¾-388¼ | 223½-224 |
| Opening | 390¾-391¼ | 225½-226 |
| Morning fix | 390.25 | 225.305 |
| Afternoon fix | 387.90 | 223.832 |
| Day's high | 391-391½ | |
| Day's low | 385½-386 | |

| Coins | $ price | £ equivalent |
|---|---|---|
| Mapleleaf | 399-404 | 230-233 |
| Britannia | 399-404 | 230-233 |
| US Eagle | 399-404 | 230-233 |
| Angel | 399-404 | 230-233 |
| Krugerrand | 387-390 | 223-225 |
| New Sov. | 91¼-92¼ | 52½-53¼ |
| Old Sov. | 91¼-92¼ | 52½-53¼ |
| Noble Plat | 529.60-538.45 | 305.60-310.70 |

| Silver fix | p/fine oz | US cts equiv |
|---|---|---|
| Spot | 335.95 | 581.90 |
| 3 months | 346.55 | 596.65 |
| 6 months | 356.70 | 609.40 |
| 12 months | 376.75 | 638.55 |

**CRUDE OIL $/barrel**

| | Close | Previous | High/Low | |
|---|---|---|---|---|
| Mar | 16.00 | 16.17 | 16.10 | 15.85 |
| Apr | 15.57 | 15.78 | 15.73 | 15.49 |
| IPE Index | 16.22 | 16.13 | | |

Turnover: 2465 (6140)

**GAS OIL $/tonne**

| | Close | Previous | High/Low | |
|---|---|---|---|---|
| Feb | 143.50 | 145.75 | 145.75 | 143.00 |
| Mar | 142.00 | 143.25 | 143.25 | 141.25 |
| Apr | 139.50 | 140.25 | 141.25 | 139.50 |
| May | 136.00 | 137.50 | 139.00 | 136.00 |
| Jun | 134.00 | 134.50 | 136.00 | 133.50 |
| Aug | 136.25 | | 136.25 | 136.00 |
| Sep | 143.25 | | 143.25 | |

Turnover 9524 (8425) lots of 100 tonnes

### US MARKETS

MEAT FUTURES finished sharply lower to limit-down on a combination of lower retail demand, lower cash prices and surprisingly higher hog runs despite the cold weather, reports Drexel Burnham Lambert. Cattle featured spill-over selling from the other markets which themselves featured mixed stop-loss selling. The grains were quiet, easing on reports of more favourable weather in Argentina and Brazil which prompted professional selling in thin trading conditions. Copper fell sharply with heavy fund and commission house selling as bearish sentiment continued. The precious metals recovered in late trading on trade and local short-covering following earlier commission house and stop-loss selling. The energy complex was quiet, tending to consolidate in the absence of significant news. Coffee rallied as the March/May spread widened with buying interest in the March ahead of first notice day. Cocoa was higher in the March contract and lower in the other contracts as delivery interest continued to be exhibited in the spot month. Sugar rallied with commission house buying.

### New York

**GOLD 100 troy oz.; $/troy oz.**

| | Close | Previous | High/Low | |
|---|---|---|---|---|
| Feb | 394.0 | 393.1 | 394.3 | 388.8 |
| Mar | 395.2 | 394.5 | 0 | 0 |
| Apr | 396.9 | 396.3 | 398.0 | 389.8 |
| Jun | 402.0 | 401.5 | 403.0 | 396.0 |
| Aug | 407.4 | 407.0 | 404.7 | 403.2 |
| Oct | 412.9 | 412.5 | 410.5 | 407.5 |
| Dec | 418.4 | 418.0 | 418.0 | 411.0 |
| Feb | 394.0 | 393.1 | 394.3 | 388.8 |
| Apr | 429.6 | 429.2 | 0 | 0 |

**PLATINUM 50 troy oz; $/troy oz.**

| | Close | Previous | High/Low | |
|---|---|---|---|---|
| Feb | 527.3 | 522.2 | 521.5 | 521.5 |
| Mar | 527.5 | 522.7 | 0 | 0 |
| Apr | 527.8 | 523.2 | 528.5 | 519.0 |
| Jul | 526.3 | 521.9 | 526.0 | 518.0 |
| Oct | 525.8 | 521.9 | 526.0 | 517.5 |
| Jan | 528.8 | 522.9 | 0 | 0 |
| Apr | 529.8 | 525.9 | 0 | 0 |

**SILVER 5,000 troy oz; cents/troy oz.**

| | Close | Previous | High/Low | |
|---|---|---|---|---|
| Feb | 589.7 | 583.5 | 581.0 | 579.5 |
| Mar | 593.5 | 587.5 | 595.0 | 581.0 |
| Apr | 598.5 | 592.5 | 590.0 | 590.0 |
| May | 603.7 | 597.6 | 605.0 | 591.0 |
| Jul | 614.1 | 608.0 | 615.5 | 601.5 |
| Sep | 624.3 | 618.2 | 622.0 | 614.0 |
| Dec | 639.2 | 633.0 | 639.0 | 629.0 |
| Jan | 645.6 | 637.0 | 0 | 0 |
| Mar | 654.2 | 647.9 | 640.0 | 640.0 |
| May | 664.6 | 658.2 | 665.0 | 665.0 |

**INDICES**

**REUTERS** (Base: September 18 1931 = 100)

| Feb 3 | Feb 2 | mnth ago | yr ago |
|---|---|---|---|
| 1975.4 | 1999.5 | 1986.0 | 1722.5 |

**DOW JONES** (Base: Dec. 31 1974 = 100)

| | | | | |
|---|---|---|---|---|
| Spot | 136.84 | 136.89 | 143.12 | 130.59 |
| Futures | 139.70 | 139.91 | 146.03 | 134.48 |

**COPPER 25,000 lbs; cents/lbs**

| | Close | Previous | High/Low | |
|---|---|---|---|---|
| Feb | 131.50 | 134.00 | 131.00 | 130.60 |
| Mar | 130.15 | 132.35 | 133.20 | 130.00 |
| Apr | 125.60 | 128.15 | 126.00 | 125.00 |
| May | 122.60 | 124.00 | 124.70 | 122.50 |
| Jul | 115.60 | 118.00 | 118.50 | 115.05 |
| Sep | 113.00 | 115.00 | 115.50 | 113.00 |
| Dec | 110.50 | 112.50 | 112.40 | 111.00 |

**CRUDE OIL (Light) 42,000 US galls $/barrel**

| | Latest | Previous | High/Low | |
|---|---|---|---|---|
| Mar | 17.35 | 17.53 | 17.64 | 17.29 |
| Apr | 16.89 | 17.05 | 17.15 | 16.82 |
| May | 16.60 | 16.77 | 16.85 | 16.54 |
| Aug | 16.00 | 16.15 | 16.20 | 16.00 |
| Sep | 15.95 | 16.05 | 16.05 | 15.92 |
| Nov | 15.92 | 15.93 | 15.98 | 15.80 |
| Dec | 15.94 | 15.89 | 15.95 | 15.80 |

**HEATING OIL 42,000 US galls, cents/US galls**

| | Latest | Previous | High/Low | |
|---|---|---|---|---|
| Mar | 5030 | 5031 | 5090 | 5025 |
| Apr | 4770 | 4807 | 4860 | 4770 |
| May | 4545 | 4579 | 4630 | 4545 |
| Sep | 4520 | 4511 | 4520 | 4520 |
| Dec | 4765 | 4706 | 0 | 0 |

**COCOA 10 tonnes;$/tonnes**

| | Close | Previous | High/Low | |
|---|---|---|---|---|
| Mar | 1530 | 1507 | 1531 | 1484 |
| May | 1416 | 1438 | 1430 | 1411 |
| Jul | 1382 | 1400 | 1395 | 1379 |
| Sep | 1365 | 1385 | 1377 | 1365 |
| Dec | 1358 | 1373 | 1365 | 1358 |
| Mar | 1358 | 1373 | 1357 | 1357 |

**COFFEE "C" 37,500lbs; cents/lbs**

| | Close | Previous | High/Low | |
|---|---|---|---|---|
| Mar | 138.00 | 134.61 | 136.00 | 134.75 |
| May | 131.86 | 130.24 | 132.00 | 130.25 |
| Jul | 129.82 | 128.11 | 129.95 | 128.00 |
| Sep | 127.20 | 126.53 | 127.40 | 126.00 |
| Dec | 124.25 | 124.40 | 125.00 | 124.00 |
| Mar | 124.00 | 122.25 | 0 | 0 |
| May | 120.75 | 118.45 | 0 | 0 |
| Jul | 119.50 | 118.75 | 0 | 0 |

**SUGAR WORLD "11" 112,000 lbs; cents/lbs**

| | Close | Previous | High/Low | |
|---|---|---|---|---|
| Mar | 10.32 | 10.10 | 10.36 | 9.87 |
| May | 10.37 | 10.23 | 10.38 | 9.99 |
| Jul | 10.31 | 10.19 | 10.32 | 9.95 |
| Oct | 10.13 | 10.09 | 10.15 | 9.86 |
| Jan | 9.68 | 9.64 | 0 | 0 |
| Mar | 9.95 | 9.90 | 10.00 | 9.70 |
| May | 9.93 | 9.85 | 0 | 0 |

**COTTON 50,000; cents/lbs**

| | Close | Previous | High/Low | |
|---|---|---|---|---|
| Mar | 59.72 | 58.99 | 59.80 | 58.55 |
| May | 60.04 | 59.36 | 60.10 | 58.95 |
| Jul | 59.93 | 59.10 | 60.10 | 58.95 |
| Oct | 60.05 | 58.45 | 59.10 | 58.20 |
| Dec | 58.80 | 58.25 | 59.05 | 57.97 |

**ORANGE JUICE 15,000 lbs; cents/lbs**

| | Close | Previous | High/Low | |
|---|---|---|---|---|
| Mar | 135.40 | 138.65 | 137.65 | 135.00 |
| May | 133.55 | 136.15 | 135.90 | 133.50 |
| Jul | 133.70 | 136.00 | 135.75 | 133.65 |
| Sep | 133.30 | 137.40 | 135.00 | 133.25 |
| Nov | 129.10 | 133.10 | 130.00 | 130.00 |
| Jan | 128.10 | 132.50 | 0 | 0 |
| Mar | 127.10 | 131.50 | 130.50 | 129.50 |
| May | 127.10 | 131.50 | 0 | 0 |
| Jul | 127.10 | 131.50 | 0 | 0 |

### Chicago

**SOYABEANS 5,000 bu min; cents/60lb bushel**

| | Close | Previous | High/Low | |
|---|---|---|---|---|
| Mar | 754/2 | 770/4 | 769/0 | 753/0 |
| May | 764/4 | 780/4 | 779/4 | 764/0 |
| Jul | 771/6 | 786/0 | 785/4 | 771/0 |
| Aug | 767/4 | 781/4 | 780/0 | 767/0 |
| Sep | 743/4 | 756/0 | 755/4 | 740/4 |
| Nov | 726/6 | 738/6 | 737/4 | 724/0 |
| Jan | 733/4 | 746/2 | 744/0 | 733/0 |
| Mar | 740/0 | 752/0 | 749/0 | 740/0 |

**SOYABEAN OIL 60,000 lbs; cents/lb**

| | Close | Previous | High/Low | |
|---|---|---|---|---|
| Mar | 21.81 | 22.15 | 22.15 | 21.70 |
| May | 22.25 | 22.67 | 22.67 | 22.22 |
| Jul | 22.80 | 23.19 | 23.15 | 22.72 |
| Aug | 22.96 | 23.30 | 23.20 | 22.95 |
| Sep | 23.15 | 23.50 | 23.45 | 23.15 |
| Oct | 23.27 | 23.60 | 23.40 | 23.25 |
| Dec | 23.47 | 23.80 | 23.85 | 23.47 |
| Jan | 23.47 | 23.80 | 23.45 | 23.50 |

**SOYABEAN MEAL 100 tons; $/ton**

| | Close | Previous | High/Low | |
|---|---|---|---|---|
| Mar | 241.4 | 246.5 | 246.0 | 240.8 |
| May | 240.1 | 244.7 | 244.4 | 239.5 |
| Jul | 237.8 | 242.3 | 242.0 | 237.5 |
| Aug | 235.3 | 239.7 | 238.5 | 235.0 |
| Sep | 229.5 | 235.5 | 232.0 | 229.0 |
| Oct | 223.0 | 227.2 | 224.5 | 223.0 |
| Dec | 220.5 | 225.0 | 224.0 | 220.0 |
| Jan | 220.5 | 224.0 | 220.0 | 221.0 |

**MAIZE 5,000 bu min; cents/56lb bushel**

| | Close | Previous | High/Low | |
|---|---|---|---|---|
| Mar | 266/4 | 271/6 | 271/0 | 264/6 |
| May | 272/6 | 278/0 | 276/6 | 271/0 |
| Jul | 276/4 | 281/2 | 280/6 | 276/0 |
| Sep | 270/0 | 276/0 | 275/2 | 270/0 |
| Dec | 269/6 | 275/0 | 275/0 | 269/0 |
| Mar | 276/4 | 281/4 | 279/0 | 276/0 |

**WHEAT 5,000 bu min; cents/60lb-bushel**

| | Close | Previous | High/Low | |
|---|---|---|---|---|
| Mar | 425/6 | 430/2 | 428/4 | 424/2 |
| May | 424/2 | 427/0 | 427/0 | 422/0 |
| Jul | 408/2 | 409/6 | 409/0 | 405/2 |
| Sep | 414/0 | 415/4 | 414/4 | 410/4 |
| Dec | 424/4 | 425/2 | 425/0 | 420/6 |
| Mar | 426/4 | 427/4 | 426/4 | 425/0 |

**LIVE CATTLE 40,000 lbs; cents/lbs**

| | Close | Previous | High/Low | |
|---|---|---|---|---|
| Feb | 75.40 | 75.55 | 75.75 | 75.17 |
| Apr | 76.45 | 76.65 | 76.60 | 76.25 |
| Jun | 75.30 | 75.45 | 75.60 | 75.10 |
| Aug | 73.35 | 73.27 | 73.45 | 73.10 |
| Sep | 72.50 | 72.50 | 72.50 | 72.50 |
| Oct | 72.35 | 72.25 | 72.40 | 72.12 |
| Dec | 73.30 | 73.35 | 73.70 | 73.30 |

**LIVE HOGS 30,000 lb; cents/lbs**

| | Close | Previous | High/Low | |
|---|---|---|---|---|
| Feb | 42.70 | 44.02 | 43.75 | 42.52 |
| Apr | 41.90 | 43.32 | 43.20 | 41.82 |
| Jun | 46.95 | 48.30 | 48.20 | 46.80 |
| Jul | 47.25 | 48.45 | 48.30 | 47.02 |
| Aug | 46.62 | 47.70 | 47.65 | 46.50 |
| Oct | 43.67 | 44.45 | 44.50 | 43.50 |
| Dec | 45.30 | 45.80 | 45.60 | 45.25 |

**PORK BELLIES 40,000 lbs; cents/lb**

| | Close | Previous | High/Low | |
|---|---|---|---|---|
| Feb | 38.82 | 40.82 | 40.90 | 38.82 |
| Mar | 39.00 | 41.00 | 40.95 | 39.00 |
| May | 40.15 | 42.15 | 42.20 | 40.15 |
| Jul | 41.25 | 43.25 | 43.15 | 41.25 |
| Aug | 40.87 | 42.87 | 42.80 | 40.87 |
| Feb | 54.85 | 56.40 | 56.20 | 54.40 |
| Mar | 52.62 | 52.25 | 54.25 | 52.62 |

## LONDON STOCK EXCHANGE

# Adjusted sales data upsets equities

A UK equity market widely considered ripe for a technical adjustment suffered an additional upset yesterday from the official restatement of UK retail sales figures for December, to show a rise of 0.3 per cent compared with the 0.1 per cent fall previously disclosed. While hardly dramatic in itself, the revised figure cast a cloud over hopes for an early reduction in domestic interest rates, which had underpinned the recent rise in equities.

The easier trend in sterling, despite moves by central banks to trim the rise in the dollar, was another adverse factor in the UK interest rate equation. Some London analysts suggest that sterling may prove to be the key point in the interest rate policies of the UK authorities; any downward pressure on sterling would make it more difficult for them to cut UK rates.

**Account Dealing Dates**

| | | | |
|---|---|---|---|
| First Dealings: | Jan 30 | Feb 13 | Feb 27 |
| Option Declarations: | Feb 9 | Feb 23 | Mar 9 |
| Last Dealings: | Feb 10 | Feb 24 | Mar 10 |
| Account Day: | Feb 20 | Mar 6 | Mar 20 |

*New time dealings may take place from 9.30 am two business days earlier.

The sudden bout of nervousness was reflected in the erratic performance of ICI and Glaxo, both of which closed a shade easier after shedding significant early gains. Both these blue chip stocks have lead the market ahead recently and both are vulnerable to currency considerations.

The equity market was firm in pre-market dealings and the FT-SE Index managed a gain of more than five points in early calculations.

"However, the market never looked good," according to trading specialists. Share prices turned down smartly as the high level of Seaq share volumes in a weakening market indicated that sellers were in the majority. The retail sales news provided the final bearish factor and the Footsie was 15 points off when Wall Street opened sharply lower.

At the close yesterday, the FT-SE Index was 25.6 down at 2044.3, virtually the low of the day. Seaq volume at 565.5m shares was slightly below the levels of the past week, but still buoyant by pre-Christmas standards. Traders were uncertain of the rate of institutional involvement but generally agreed that "the wise investors are probably selling a few shares today".

Also working against aggressive investment yesterday was the absence of new speculative developments. The GEC/Siemens decision to make key changes in its aborted £1.7bn bid for Plessey, the UK electronics firm, left the market uncertain over the next move – and to ponder Plessey's hostile reception of the new move by its predators.

Nervousness ahead of today's announcement of trading figures from Blue Arrow, the world's biggest employment agency, was not helped by yesterday's resignation of Phillips & Drew as company brokers in London.

With little in the form of economic data due this week on either side of the Atlantic, the London market appears likely to face further uncertainty as the week progresses.

## FINANCIAL TIMES STOCK INDICES

| | Feb. 6 | Feb. 3 | Feb. 2 | Jan. 1 | Jan. 31 | Year Ago | 1988/89 High | 1988/89 Low | Since Compilation High | Since Compilation Low |
|---|---|---|---|---|---|---|---|---|---|---|
| Government Secs | 89.00 | 88.92 | 88.67 | 88.45 | 88.43 | 88.17 | 91.43 (18/4/88) | 86.18 (14/12/88) | 127.4 (9/1/35) | 49.18 (3/1/75) |
| Fixed Interest | 97.63 | 97.45 | 97.10 | 97.17 | 97.17 | 94.77 | 98.67 (25/5/88) | 94.14 (8/1/88) | 105.4 (28/11/47) | 50.53 (3/1/75) |
| Ordinary | 1668.2 | 1688.0 | 1687.8 | 1665.4 | 1674.4 | 1349.0 | 1689.0 (3/2/89) | 1349.0 (8/2/88) | 1926.2 (16/7/87) | 49.4 (26/6/40) |
| Gold Mines | 165.3 | 168.9 | 167.1 | 167.0 | 169.3 | 249.0 | 312.5 (7/1/88) | 160.7 (3/1/89) | 734.7 (15/2/83) | 43.5 (26/10/71) |

| | | | | | | |
|---|---|---|---|---|---|---|
| Ord. Div. Yield | 4.38 | 4.34 | 4.39 | 4.40 | 4.39 | 4.63 |
| Earning Yld %(full) | 10.96 | 10.87 | 11.00 | 11.02 | 11.01 | 11.66 |
| P/E Ratio(Net)(:1) | 11.05 | 11.17 | 11.03 | 11.00 | 11.01 | 10.48 |
| SEAQ Bargains(5pm) | 40,423 | 40,053 | 32,182 | 39,612 | 46,853 | 27,892 |
| Equity Turnover(£m)† | - | 1424.87 | 1607.74 | 1843.41 | 1948.99 | 940.65 |
| Equity Bargains† | - | 41,223 | 42,583 | 51,647 | 61,810 | 31,715 |
| Shares Traded (ml)† | - | 611.1 | 654.0 | 700.9 | 804.2 | 434.9 |

**Ordinary Share Index, Hourly changes**

| ●Opening | ●10 a.m. | ●11 a.m. | ●12 p.m. | ●1 p.m. | ●2 p.m. | ●3 p.m. | ●4 p.m. |
|---|---|---|---|---|---|---|---|
| 1692.6 | 1688.0 | 1681.1 | 1672.7 | 1674.7 | 1673.9 | 1672.7 | 1667.7 |

DAY'S HIGH 1684.5 DAY'S LOW 1667.1

Basis 100 Govt. Secs 15/10/26, Fixed Int. 1928, Ordinary 1/7/35, Gold Mines 12/9/55, SE Activity 1974, xNil 10.98 †Excluding intra-market business.

### ● S.E. ACTIVITY

| Indices | Feb.3 | Feb.2 |
|---|---|---|
| Gilt Edged Bargains | 122.3 | 87.2 |
| Equity Bargains | 267.1 | 276.0 |
| Equity Value | 2880.0 | 3249.7 |
| 5-Day average | | |
| Gilt Edged Bargains | 109.0 | 110.9 |
| Equity Bargains | 335.5 | 350.4 |
| Equity Value | 3859.0 | 3984.3 |

● London Report and latest Share Index: Tel. 0898 123001

# Telecom sights shifted

British Telecom were a distinctly weak performer in a generally uneasy market, albeit on relatively thin turnover of 3.8m, after several leading brokers lowered their profits estimates. The shares ended 7 off at 280p.

Kleinwort Grieveson's Chris Tucker lowered his forecast for the full-year from £2.51bn to £2.48bn and is forecasting third quarter profits, expected on February 16, of £620m, compared with last time's £629m, quoting call volume growth "not as buoyant as in the first half of the year." Jack Summerscale, telecoms analyst at BZW, is going for third quarter profits of £625m and a full-year figure of £2.51bn "with a figure below this a possibility."

The BZW analyst says traffic growth is slowing, from the 12 per cent level in the second quarter to below 10 per cent in the third quarter and that indications are that Mercury is making greater inroads into Telecom's business.

Dealers said Telecom shares had been unsettled by reports that the threat of much increased competition from Mercury, the Cable & Wireless subsidiary, which follows the OFTEL decision that BT had been trying unfairly to keep it out of the market.

### Berisford stakes

Food and trading conglomerate S & W Berisford returned to the limelight with the news that Mr Larry Goodman, the Irish meat millionaire, had bought 3.9m shares at 416p late on Friday to push his stake to a threatening 6.9 per cent. Although confirmation of the Goodman move came late yesterday, the shares were firm against the market throughout the session, closing 2 better at 422p on turnover of ¾m shares.

What makes Berisford such an obvious target, say analysts, is the fact that a large chunk of Berisford – 41.8 per cent – is now in detachable form and held by just three parties; nearly 7 per cent with Larry Goodman, over 11 per cent with Chicago arbitrageurs, the Pritzker brothers, and 23.7 per cent in the hands of Mr Garry Weston, chairman of A B Foods.

The market view is that Goodman is trying to flush out another bid, possibly from AB Foods. However, Mr David Lang, analyst with Henderson Crosthwaite, does not think such an outcome likely. "Recent improvements in the management have made Berisford a much more easily defended company. With the potential take-out price so high, any takeover would be a very expensive exercise."

**FT-A All-Share Index**

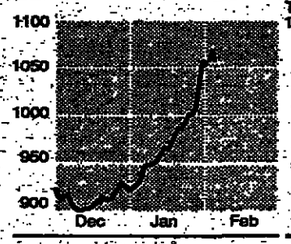


**Equity Shares Traded**

Turnover by volume (million)

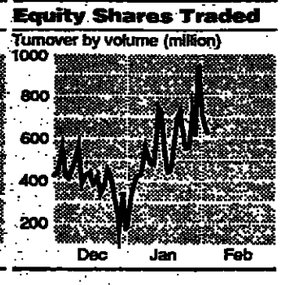


### Premium component

A view that the bid premium in the share price was too high helped deflate Friday's speculative interest in Jaguar and the close was 8 lower at 319p. Mr John Lawson of the Nomura Research Institute believes the bid premium remains the chief component of the Jaguar share price, indicating that the stock is likely to underperform a bull market and outperform a bear market.

On forecast earnings of 13p for 1988 and the same for 1989, there is no fundamental support for Jaguar at this level, says Mr Lawson, who concludes his review: "We suspect the market is anticipating much greater rewards for playing arbitrageur on the stock. The bid may not materialise, or may fall significantly below our calculated ceiling. On that basis, there is still a downside in the price."

### Ultramar volatile

Ultramar remained an erratic market with the shares initially edging up to 319p, before sliding to 307p and eventually closing a net 5 off at 311p. Turnover was 6.2m.

The retreat in the share price accompanied confirmation of last week's stories that Banque Paribas, which together with Candian groups Noverco and Unigesco had built up a 4.8 per cent stake, had sold its stake in Ultramar. Noverco and Unigesco, according to a statement released yesterday, retained a combined stake of 1.6 per cent in Ultramar. The news was interpreted by analysts as bearish in the short term. "With Texas Eastern selling off high quality North Sea interests these would seem a better bet than the mixture of interests in Ultramar," one said. He added that it was probably a good time "to lock in some profits in the stock."

But most analysts agreed that the Ultramar story is far from over. "The shares sold last week by Paribas were easily absorbed; quite clearly there is a big buyer for them", was one comment.

National Freight Consortium (NFC), the UK's largest road transport and distribution company, enjoyed a successful introduction to the market yesterday via joint-brokers UBS Phillips & Drew and Kitcat & Aitken. Fears that there would be insufficient stock to meet institutional demand were allayed with dealers reporting a steady stream of sellers into the market. After opening at 245p-bid, NFC peaked at 275p-bid, before closing at a mid-price of 248p, producing a healthy premium of 63p

NatWest, the last of the big-four to announce an interest-bearing current account, ran back 4 to 587p albeit in very thin trading, while Barclays dipped a similar amount to 457p. Standard Chartered remained a nervous market, closing 5 easier at 543p.

Sun Life were among the market's best movers yesterday, with the stock advancing to 1008p at one point, before closing a net 21 up at 994p amid market suggestions that Union Assurance de Paris (UAP), the French insurance group, may well have been back into the market to top up their shareholding in the company which was last revealed as around 19.24 per cent.

But dealers said this was most unlikely and that Transatlantic, a subsidiary of South Africa's Liberty Life group, which holds a major stake in Sun Life, may have increased their holding in the company.

Prudential, one of the best performers in the sector in recent weeks, which bore the brunt of the selling following a bearish note by Swiss Bank Stockbroking, dropped 8½ to 176p on turnover of 4.7m. shares.

An early gain in Commercial Union was ascribed to the increased shareholding revealed by the John Spalvins-run Adsteam group which said it had increased its holding in CU from just over 8 per cent to some 9.06 per cent. But CU shares later eased to close a net 2 off at 390p with the market unsure as to Adsteam's motives in the stock. The latest move caused a downturn in Royal Insurance where Adsteam also holds a significant stake; Royal stock drifted back 5 to 439p - "if Adsteam is buying CU where does that leave Royals" said one trader.

Plessey shares went against the overall trend, edging up 2 to 246p on turnover of 1.8m and GEC slipped 5 to 220p (2.7m) on news that GEC/Siemens were restructuring the details of any future bid for Plessey.

Racal Telecom lost 4 to 267p and Racal Electronic 8¼ to 340p with dealers citing the shares' recent outperformance against the rest of the market.

The beleagured Stores sector took a further knock today as shares, already weaker with the market, fell further on a bearish circular from County NatWest. WoodMac which included a host of downgradings. Prime amongst those to suffer were Ward White, down 10 at 236p, Woolworth, down 7 at 276p, and Next and Etam, both 6 easier at 147p and 160p respectively. The most notable downgrading was of Marks & Spencer, 3 weaker at 174p, where County analysts have reduced their forecast for year-end March 1989 to £534m.

The best performer of the day was GUS, where the "A" shares added 14 to 1102p. Although buoyed partly by talk of a possible future share split, much of the strength came from the support of County's stores guru Mr John Richards. "GUS is the supreme defensive stock," said Richards, "and we expect the company to be the only one in the sector to produce profits growth which matches the market's average."

Storehouse, down 5 at 177p, were unmoved by reports that US arbitrageur Mr Asher Edelman was keen to negotiate an agreed bid. Dealers think it unlikely that Edelman has the clout to make an offer for the group – "He has got a large chunk of equity so he is bound to try and talk himself out of what is currently a loss on the holding," said one trader.

Engineering investors took the opportunity to top-slice often sizeable profits made during the sustained advance covering the past fortnight or so. Hawker Siddeley was the main target and slipped 11 to 636p while GKN, despite news of an Italian acquisition for £16m plus, gave back 7 to 354p.

Several secondary stocks bucked the trend, however. Weir rose 7 further to 284p as press mention touched off revived speculative inquiry and Linread advanced 8 to 138p, largely on the efforts of one buyer. Hill & Smith went higher to 251p, up 8, still in response to investment advice.

Among weaker Food stocks Geest closed 6 firmer at 275p on press reports that a buy-out is on the cards at the company's contract distribution subsidiary.

Eurotunnel shares and warrants continued their relentless rise with light profit-taking absorbed easily by fresh European demand. Latest speculation suggested the French were that keen on the stock a buy-out was possible of the British interest but marketmakers thought the stories laughable. Eurotunnel shares peaked at 805p before ending a net 17 firmer at 780p.

A newspaper suggestion that Tomkins could have Low & Bonar bin its sights aroused speculative demand for the latter which forced the shares up 14 to 267p. Health Care gained 9 to 89p following agreed share exchange and cash terms from Compass Group. AMI Health stood out with a jump of 15 to 319p while Chestergate replied to doubled profits with a rise of 7 to 156p.

Ricardo, currently fighting off an unwelcome bid from First Technology, moved 6 higher to 144p after being granted orders over certain shareholdings totalling some 10 per cent. Thomson T-LIne, however slipped nearer the 90p level, the price offered by Ladbroke, following the Takeover Panel's ban on a bid from Wembley.

ERF, the commercial vehicle manufacturer, continued to find favour with investors impressed by the industry's production and sales statistics for January. These showed sales up around 15 per cent but those of ERF were a remarkable 42 per cent higher on a year-on-year basis. In consequence, the shares rose to 458p before ending 7 dearer on the session at 453p.

Reed International fell victim to profit-taking after the good run and gave back 15 to 442p but Bristol Evening Post improved 7 to 297p, albeit in a thin market. Hunterprint, thought oversold since the recent figures, rebounded 20 to 265p and Parkway moved up 8 to 248p.

Berkeley Govett went to 180p, up 5, following advice from Kleinwort Benson researchers that the shares were a "good long term buy". Elders IXL revealed a stake of 5.23 per cent in the fund management group last Friday.

Polly Peck was able to resist the wider market downturn, drawing fresh support from BZW's recent recommendation of growth potential. Amid good volume of 4.1m, the shares rose to 317p before easing to close only marginally up on balance at 315p. Other Overseas Traders tended to lose ground and Lonrho settled 5 down at 337p.

BTR and British Steel were the leading lights among individual stocks on the traded options market, the first attracting 2,682 contracts and the latter 2,912. Overall turnover of 35,342 contracts, about two-thirds calls, included 8,143 FT-SE 100 Index contracts, weighted slightly towards the call side.

■ Other market statistics, including FT-Actuaries Share Index and London Traded Options. Page 28

## TRADING VOLUME IN MAJOR STOCKS

The following is based on trading volume for Alpha securities dealt through the SEAQ system yesterday until 5 pm.

| Stock | Volume 000's | Closing Price | Day's change |
|---|---|---|---|
| ASDA Group | 2,700 | 152½ | -6 |
| Allied-Lyons | 1,285 | 476 | -6 |
| Amstrad | 4,300 | 169 | -4 |
| Argyll Group | 1,600 | 193 | -4½ |
| Ass. Brit. Foods | 378 | 351 | +1 |
| BAA | 3,600 | 301 | |
| BAT | 2,575 | 548 | -6 |
| BET | 1,500 | 258 | -2 |
| BICC | 1,180 | 442 | +4 |
| BOC | 2,800 | 483½ | -½ |
| BPB Inds. | 1,200 | 249 | -5 |
| BTP | 2,000 | 343 | -3½ |
| Barclays | 1,200 | 457 | -4 |
| Bass | 1,900 | 924 | -4 |
| Beazer | 2,900 | 213 | -2 |
| Beecham | 2,700 | 552 | -12 |
| Blue Arrow | 2,200 | 87 | -2 |
| Blue Circle | 986 | 487 | -4 |
| Boots | 1,189 | 254 | -3 |
| British Airways | 8,600 | 194 | |
| Brit. Aerospace | 2,000 | 524 | -10 |
| Brit & Comwlth | 1,092 | 233 | -5 |
| British Gas | 4,592 | 185 | -1½ |
| British Land | 1,800 | 366 | -2 |
| BP | 2,300 | 271½ | -4½ |
| British Steel | 17,995 | 76½ | -2 |
| British Telecom | 3,900 | 280 | -7 |
| Burmah Oil | 964 | 562 | -6 |
| Burton | 2,100 | 202½ | -1½ |
| Cable & Wireless | 1,490 | 432 | -3 |
| Cadbury Schweppes | 1,200 | 359 | -4 |
| Coats Viyella | 5,000 | 160½ | +½ |
| Commercial Union | 1,600 | 390 | -2 |
| Cons. Gold Fields | 427 | 1429 | -7 |
| Cookson | 329 | 317 | -4 |
| Courtaulds | 3,700 | 310½ | -7½ |
| Dalgety | 2,500 | 356 | +1 |
| Distillers | 3,600 | 162 | -2 |
| Eng. China Clays | 937 | 499 | -11 |
| Enterprise Oil | 268 | 534 | -6 |
| FKI Babcock | 3,100 | 147 | -½ |
| Fisons | 4,600 | 264 | |
| Gateway Corp. | 2,200 | 185 | -2 |
| General Accident | 201 | 979 | -2 |
| General Elect. | 2,700 | 220 | -5 |
| Glaxo | 2,999 | 1247 | -1 |
| Globe Inv | 649 | 164½ | -2½ |
| Glynwed Int. | 802 | 320 | -4 |
| Grand Met. | 1,700 | 376 | -3 |
| Grand Met. | 1,200 | 513 | -7 |
| GKN A | 340 | 1102 | +14 |
| GRE | 1,400 | 288 | -6 |
| GKN | 764 | 354 | -7 |
| Guinness | 3,200 | 385 | -6 |
| Hammerson "A" | 168 | 824 | -10 |
| Hanson | 4,600 | 178½ | -½ |
| Harrisons & Crst. | 28k | 658 | -7 |
| Hawker Siddeley | 694 | 636 | -11 |
| Hill Samuel | 2,000 | 278 | -1 |
| ICI | 188 | 829 | -3 |
| Imp. Chem. | 3,300 | 1189 | -6 |
| Jacksons | 962 | 235 | -3 |
| Jaguar | 2,200 | 319 | -8 |
| Ladbroke | 927 | 583 | -6 |
| Land Securities | 717 | 592 | -6 |
| Lasmo | 445 | 423 | +2 |
| Legal & General | 430 | 333 | -1 |
| Lloyds Bank | 1,501 | 377 | -2 |
| LASMO | 768 | 496 | -6 |
| Lonrho | 2,800 | 337 | -5 |
| Lucas | 799 | 628 | -12 |
| MB Group | 2,100 | 293 | -3 |
| MEPC | 230 | 572 | -4 |
| Marks & Spencer | 2,900 | 174 | -3 |
| Maxwell Comm. | 1,600 | 213 | |
| Midland Bank | 893 | 454 | -2 |
| Nat. West. Bank | 1,200 | 587 | -4 |
| Next | 2,200 | 147 | -6 |
| Northern Foods | 561 | 311 | |
| Pearson | 124 | 750 | -8 |
| Pearl | 243 | 456 | -5 |
| P & O | 791 | 644 | -10 |
| Pilkington | 2,400 | 241 | -4½ |
| Plessey | 1,800 | 246 | +2 |
| Polly Peck | 4,100 | 315 | +1 |
| Prudential | 4,700 | 176 | -8½ |
| Racal | 3,650 | 349 | -8½ |
| Rank Org. | 427 | 843 | -12 |
| RMC | 158 | 601 | +1 |
| RHM | 1,100 | 402 | |
| Reuters & Colman | 198 | 1058 | -10 |
| Rolinco | 717 | 494 | -3 |
| Reed International | 1,680 | 442 | -15 |
| Reuters "B" | 384 | 620 | +1 |
| RTZ | 1,300 | 516 | -3 |
| Rolls Royce | 3,398 | 162 | -2½ |
| Sainsbury | 1,000 | 233 | -5½ |
| Scott & Newcastle | 208 | 429 | -5 |
| Sears | 2,400 | 123 | -4 |
| Shell Transport | 2,700 | 371 | -6 |
| Sedgwick | 443 | 460 | -3 |
| Slough Ests | 639 | 352 | -1 |
| Smith & Nephew | 4,400 | 136 | -1½ |
| Standard Chartd. | 1,100 | 543 | -5 |
| Storehouse | 4,300 | 187 | -5 |
| Sun Alliance | 381 | 1121 | -10 |
| T&N | 2,160 | 203 | +½ |
| TSB | 1,700 | 123½ | -½ |
| Tarmac | 2,800 | 277½ | -6½ |
| Tate & Lyle | 489 | 239 | -1 |
| Tesco | 4,200 | 157½ | -3 |
| Thorn EMI | 497 | 723 | -10 |
| Trafalgar House | 976 | 327½ | -5½ |
| Trusthouse Forte | 2,900 | 273 | -4½ |
| Unilever | 6,300 | 311 | -5 |
| Unilever | 930 | 532 | -6 |
| United Biscuits | 870 | 331 | -4 |
| Utd. Newspapers | 1,200 | 440 | -8 |
| Wellcome | 517 | 491 | +1 |
| Whitbread "A" | 3,000 | 332 | -3 |
| Williams Hldgs. | 699 | 273 | -3 |
| Wimpey | 831 | 288 | -2 |
| Woolworth Hldgs. | 1,800 | 276 | -7 |

## NEW HIGHS AND LOWS FOR 1988/89

NEW HIGHS (149)
BRITISH FUNDS (7) AMERICANS (14)
CANADIANS (6) BANKS (3) HK & Shanghai, Scandinavian Bk.Units. BREWERS (4) Burtonwood Brew., Greene King, Highland Distr., Macallan-Glenlivet. BUILDINGS (4) Ashstead, Attwoods., Gleeson (M.J.), Westbury. CHEMICALS (3) Joyes, Novo Inds., Schering. STORES (3) Aquascutum, Bensalls, Lloyds Chem. 7.5pc Cnt. Pf.. ELECTRICALS (8) ASEA AB "A", Do. "B", Consol Tech., Druck, JSB Elecr., MTL Instr., Monofer-Swain., Pegasus Grp.. ENGINEERING (11) FOODS (3) Clifford "A" NV, Fitch Lovell, Utd. Biscuits Wrrnts.. INDUSTRIALS (24) AMI Health, Brocks Serv., Celestion, Chestergate Grp., Christies Intl., EIS, Enshart, Gestetner, Grampian, Hughes (H.T.), Hutchison Whmp., Jardine Hldgs., Johnson Cleaners, Norfolk House, Record Hldgs., Ricardo, Sale Tilney, Schlumberger, Securicor, Security Serve., Stbn. Business, Swire Pac. "A", Unilever N/V, Wartsila.

INSURANCE (1) Amern Intl.. LEISURE (7) Capital Radio, Cityvision, European Leis., Fairline Boats, GWR, Metro Radio, Radio City "A" NV. MOTORS (1) Pianton. NEWSPAPERS (3) Bristol Evo Post, Daily Mail "A", EMAP. PAPERS (3) Aspen Comm., Crown Comms., FKS. PROPERTY (3) Allied Lon. 8½pc Cv. Pf., HK Land, Meadow (A.E.I.), Scot. Metrop., Slough Ests.. SHIPPING (3) C.S.L., Tiphook, Turnbull Scott. TRUSTS (23) PLANTATIONS (1) Williamson. MINES (2) Meekatharra, Young Grp.. THIRD MARKET (1) Beckenham.

NEW LOWS (12)
BUILDINGS (1) Sharpe & Fisher. STORES (1) Panilla. ELECTRICALS (1) Sherlwood Compr.. INDUSTRIALS (2) CCA Pub., Kingsgrange. LEISURE (1) Hi-Tec Sports. PROPERTY (2) Cussins Prop., Gt. Portland Ests. 9½pc 2002. MINES (3) Simmer & Jack, Modder "B" Gold, Western Areas. THIRD MARKET (1) Pennine Optical.

## APPOINTMENTS

# Barclays senior post

■ Mr Steve Richardson has been appointed deputy director, UK retail services, at BARCLAYS BANK, in succession to Mr Chris Lendrum, who is heading the bank's UK operations review. Mr Richardson was retail director, north London regional office.

■ From February 13 Mr Brian Newman becomes a director of HENDERSON CROSTHWAITE INSTITUTIONAL BROKERS, a subsidiary of Guinness Mahon Holdings, heading a team of Mr Patrick Hickey, Mr Richard Dyett, Mr Colin Line and Mr Arthur Coghlan who have been appointed assistant directors. They previously formed the entire electronics team at Chase Manhattan Securities.

■ Mr Robert Jefferson has been appointed group financial director (designate) of DEAN AND BOWES GROUP. He joins from The Burton Group and prior to that, Next, where he was director, group finance.

■ FLOYD ENERGY has appointed Mr Gordon Dunlop as non-executive chairman.

He was formerly chief financial officer of British Airways.

■ At ABBEYCREST Mr Chris Dear has been appointed a director. He joins from Gallery Jewellers which was acquired by Abbeycrest last month.

■ FULTON BOILER WORKS (GREAT BRITAIN) has appointed Mr J.E. Boden astechnical director and Mr W.A. Paget as production director.

■ Mr Stuart Doughty has been promoted to the management board of TARMAC CONSTRUCTION. He also becomes executive director of the major projects division responsible for all of Tarmac Construction's major engineering projects and involvement in joint ventures such as the Channel Tunnel. Mr Doughty joined Tarmmac two years ago as director of operations.

■ As part of the restructuring of SUN ALLIANCE INSURANCE GROUP, the estates department is now operating as Sun Alliance Group Properties. The following have been appointed directors: Mr R.A.G. Neville, chairman, Mr M.L. Dew, Mr J.N. Coote, Mr D.M. Charles, Mr G.D. Brown, Mr H.R. Buckingham and Mr J.P. Monoogian.

Assistant directors are: Mr B.H. Bayhut, Mr N.J. Colvin, Mr N.R. Clark, financial manager, and Mr I.G. Dowson.

■ HEPWORTH has appointed Mr T.D. Parr a non-executive director. He is chairman and chief executive of William Baird.

■ Mr Ian E. Lapping has joined STANDARD CHARTERED MERCHANT BANK as an executive director. He was formerly a corporate finance director of Hill Samuel & Co.

■ ROMAG HOLDINGS of Tyneside has appointed Mr Philip May-Brown as sales director of its subsidiary, Romag Security Laminators. He was sales and business development manager at International Combustion.

■ Mr John Woollatt has been appointed managing director of DAN PERKINS – the group of six Nissan retail car dealers recently acquired by Lex Service. He was previously business development director of the Lex Retail Group.

■ TALBEX GROUP has appointed Mr Carl Stansfield to the group board as finance director. He was group financial controller of BAA.

■ Mr Chris Harris has joined UNIVERSAL TELECOMMUNICATIONS as sales and marketing director. He comes from ADS Office Systems, where he was group telcommunications manager.

■ At UDO HOLDINGS Mr Norman Krangel and Mr Norman Mallows, both currently divisional directors, will be appointed to the board.

■ Mr Michael Roberts has been appointed a director of FLEMING INVESTMENT MANAGEMENT. He was previously a director of Rothschild Asset Management. His main responsibilities at Flemings will be in the area of UK pension funds.

■ Mr Mark O'Hanlon, a director of B & C Ventures, has joined the board of THORPAC GROUP.

THE RANK ORGANISATION has appointed Mr Terence H. North *(above)* as managing director of the leisure developments division from March 15. He is managing director of Haven Leisure, and succeeds Mr Leslie Bond, who is retiring.


**PHILIPPINE NATIONAL OIL COMPANY**
**7901 MAKATI AVENUE, MAKATI**
**METRO MANILA, PHILIPPINES**

**INVITATION TO BID**

Philippine National Oil Company - Energy Development Corporation (PNOC-EDC) has applied for a loan from the International Bank for Reconstruction and Development (IBRD-World Bank) under the Energy Sector Loan towards the cost of Geothermal Exploration and Development Projects in the Philippines and it is intended that part of the proceeds of this loan will be applied to eligible payments under the contract for:

EDC Bid No. WBSL 001

Supply and Delivery of Earthmoving and Industrial Equipment for PNOC-EDC Geothermal Projects as follows:

| ITEM | QUANTITY |
|---|---|
| A. Heavy Equipment | |
| 1. Bulldozer | 7 Units |
| 2. Wheel Loader | 1 Unit |
| 3. Motor Grader | 1 Unit |
| 4. Crane | 1 Unit |
| 5. Vibratory Compactor | 2 Units |
| 6. Forklift | 3 Units |
| 7. Dump Trucks | 10 Units |
| 8. Truck Tractor | 4 Units |
| B. Industrial Equipment | |
| 1. Air Compressor | 2 Units |
| 2. Welding Machines | 1 Unit |
| 3. Generator Set | 1 Unit |
| 4. Rig Water Supply Pump | 8 Units |

PNOC-EDC now invites sealed bids from eligible bidders and may obtain the bidding documents at the office of PNOC-Energy Purchasing Department, Petrophil Bldg., 7901-Makati Avenue, Makati, Metro Manila, Philippines; Telex Numbers RCA 22259 PNOC-PH, EASTERN 63667 PNOC-PN, ITT 45270 PNOC PM; FAX NO. (632) 8106728.

Tender Documents and Specifications are available to interested bidders at the above-mentioned PNOC-Energy Purchasing Office starting February 7, 1989 between Monday to Friday, from 8:00 A.M. to 4:00 P.M. upon submission of a written application and upon payment of a non-refundable fee of Three Hundred Pesos (P300.00) or US$45.00 to defray expenses for air courier service for foreign based bidders.

Bids must be accompanied by a bid bond equivalent to US$2,000.00 or two percent (2%) of the total bid price, whichever is higher, to be secured from any PNOC's accredited bonding companies and must be delivered to the above-mentioned PNOC Energy Purchasing Office on or before 12:00 noon of March 21, 1989 (Manila Time). Public Opening of bids shall be held immediately at 2:00 P.M. on the same day.

PNOC reserves the right to reject any or all bids and/or accept any bid in full or in part without assigning any reason thereof.

For purposes of clarifying certain issues, a pre-bidding conference will be held at PNOC Energy Purchasing Office on March 7, 1989 at 2:00 P.M. Manila Time.

Address all communications to Energy Purchasing Manager at the previously mentioned address. No question on administrative and technical aspects shall be entertained after the pre-bid conference.

ENERGY PURCHASING DEPARTMENT
PHILIPPINE NATIONAL OIL COMPANY

# FT UNIT TRUST INFORMATION SERVICE

● Current Unit Trust Prices are available on FT Cityline. To obtain your free Unit Trust Code Booklet ring the FT Cityline help desk on 01-925-2128

## AUTHORISED UNIT TRUSTS

**Abbey Unit Tst Mngrs (1000)H**
80 Holdenhurst Rd Bournemouth 0345 717373

| | Init Chrge | Canc. Price | Bid Price | Offer Price | + or - | Yield Gr's |
|---|---|---|---|---|---|---|
| High Income | | | | | | |
| American Income | 6 | 46 45 | 46 54 | 49 82 | -0.58 | 5 50 |
| Gilts & Fixed Int | 6 | [illegible] | [illegible] | [illegible] | [illegible] | [illegible] |
| High Inc Equity | 6 | [illegible] | [illegible] | 134 00 | [illegible] | [illegible] |
| Worldwide Bond | 6 | 186 6 | 186 6 | 197 8 | -0 6 | [illegible] |
| Capital Growth | | | | | | |
| American Growth | 6 | 159 2 | 161 2 | 171 4 | -1 9 | 1 28 |
| Asian Pacific | 6 | [illegible] | 79 80 | 85 34 | [illegible] | 1 27 |
| Assets & Earnings | 6 | 151 0 | 154 1 | 164 5 | -0 6 | 2 41 |
| Capital Reserve Acc | 0 | 82 60 | 82 90 | 83 04 | -0 8 | 4 82 |
| Commodity & Energy | 6 | 97 14 | 97 14 | 103 60 | -1 0 | 0 00 |
| 1992 Enterprise | 6 | 52 68 | 52 78 | [illegible] | [illegible] | [illegible] |
| European Capital | 6 | 76 64 | [illegible] | [illegible] | [illegible] | [illegible] |
| General | 6 | 168 20 | 170 90 | 181 20 | -0 9 | [illegible] |
| Japan | 6 | 104 7 | 106 5 | [illegible] | [illegible] | 0 00 |
| Mastertrust | 6 | 78 74 | 78 74 | [illegible] | [illegible] | [illegible] |
| UK Growth Acc | 6 | 190 5 | 190 5 | [illegible] | [illegible] | [illegible] |
| UK Growth Dist | 6 | 127 6 | 127 6 | [illegible] | [illegible] | [illegible] |
| US Emerging Cos | 6 | 49 30 | 49 84 | 53 02 | [illegible] | [illegible] |
| Income & Growth | 6 | 280 2 | 284 4 | 301 8 | -1 3 | 3 09 |
| Ethical | 6 | 46 74 | 47 90 | 50 95 | -0 01 | 2 45 |

**Abtrust Management Ltd (1000)H**
10 Queens Terrace Aberdeen AB9 1QJ 0224 633070

| | Init Chrge | Canc. Price | Bid Price | Offer Price | + or - | Yield Gr's |
|---|---|---|---|---|---|---|
| American | 5¼ | 43 55 | 43 55 | 46 31 | | 1 93 |
| Australian | 5¼ | 21 38 | 21 38 | 22 74 | | 2 12 |
| European | 5¼ | 50 63 | 50 93 | 54 18 | | 0 00 |
| Extra Income | 5 | 42 02 | 42 02 | 44 66 | -0 2 | 4 97 |
| Fund Inv Tst | 5 | 117 6 | 117 6 | 125 0 | | 2 40 |
| Do Accum | 5 | 179 3 | 179 3 | 190 5 | | 2 41 |
| Gilt & Fixed Int | 5¼ | 21 88 | 21 93 | 23 28 | | 10 14 |
| Global Income | 5¼ | 38 05 | 38 05 | 40 47 | | 3 01 |
| Income & Growth | 5¼ | 70 72 | 70 72 | 75 24 | | 3 42 |
| Japan | 5¼ | 175 0 | 175 0 | 186 2 | | 0 01 |
| Nth Amer Inc (z) | 5 | 26 93 | 26 93 | 28 56 | -0 24 | 3 97 |
| Special Situations | 5¼ | 68 45 | 68 45 | 72 85 | | 1 07 |
| UK Growth | 5¼ | 35 59 | 35 59 | 37 79 | -0 34 | 2 56 |
| World Gwth | 5 | 44 57 | 44 57 | 47 31 | -0 57 | 0 48 |
| Formerly Sentinel Funds Management Ltd | | | | | | |
| American Majors | 5¼ | 60 51 | 60 51 | 64 59 | | 1 82 |
| Amer Tech & Gen | 5¼ | 101 4 | 101 4 | 108 2 | | 0 00 |
| European Growth | 5¼ | 35 13 | 35 13 | 37 50 | | 0 00 |
| European Income | 5¼ | 51 65 | 51 65 | 55 07 | | 3 93 |
| European Spec Sits | 5¼ | 20 80 | 20 80 | 22 20 | | 0 00 |
| Exempt | 1 | 760 1 | 760 1 | 796 4 | | 3 14 |
| F East Emrg Econs | 5¼ | 34 03 | 34 08 | 36 39 | | 0 00 |
| Intl Growth | 5¼ | 49 03 | 49 03 | 52 14 | | 0 00 |
| Intl Income | 5¼ | 59 99 | 59 99 | 64 04 | | 5 01 |
| Jap Tech & Gen | 5¼ | 141 9 | 141 9 | 151 5 | | 0 00 |
| Pacific | 5¼ | 299 6 | 299 6 | 320 8 | | 0 15 |
| Secure Income | 5 | 195 5 | 195 5 | 208 6 | | 3 76 |
| Small Co's | 5¼ | 57 9 | 57 9 | 61 84 | | 1 44 |
| Special Sits | 5 | 257 8 | 257 8 | 275 2 | | 1 30 |
| UK General | 5¼ | 37 43 | 37 43 | 39 96 | | 2 69 |
| UK Top 100 Mgd | 5¼ | 24 58 | 24 58 | 26 56 | | 2 17 |

**Acorn Unit Trust Managers Ltd (1100)**
1 White Hart Yd, London Bridge SE1 1NX 01-407 5966

| | Init Chrge | Canc. Price | Bid Price | Offer Price | + or - | Yield Gr's |
|---|---|---|---|---|---|---|
| Ethical Tst | 5 | 96.16 | 96.16 | 100.9 | -0.1 | – |

**Aegis Unit Tst Mngmt Ltd (1400)F**
94 Whiteladies Rd, Bristol, BS8 1QX 0272 237593

**AEtna Unit Trusts Ltd (1600)F**
AEtna House, 2-12 Pentonville Road, London, N1 9XG

**Allchurches Inv Mgmt Servs Ltd (1200)H**
19/21 Billiter Street, London EC3M 2RY 01-528 7364

**Allied Dunbar Unit Tsts PLC (1600)F**
Allied Dunbar Centre, Swindon, SN1 1EL

**Anthony Wieler Unit Tst Mgmt Ltd (1000)F**
131 Finsbury Pavement, EC2A 1AY 01-628 9876

**Arkwright Management (1400)F**
1 King St, Manchester M60 3AH 061-832 0242

**Asset Unit Trust Mngrs Ltd (0900)F**
4 Battle Bridge Lane, London SE1 2QE 01-378 1850

**B & C E Unit Trust Mngmt Ltd (1000)H**
Manor Royal, Crawley RH10 2QP 0293 26911

**Baillie Gifford & Co Ltd (1430)H**
3 Glenfinlas St, Edinburgh 031-226 6066

**Bank of Ireland Fund Mgrs Ltd (1200)F**
36 Queen St, London, EC4R 1BN 01-236 4210

**Barclays Unicorn Ltd (1000)H**
Unicorn Hse, 252 Romford Rd, E7 01-534 5544

**GUIDE TO UNIT TRUST PRICING**

INITIAL CHARGES
These represent the marketing, administrative and other costs which have to be paid by new purchasers. These charges are included in the price when the customer buys units.
OFFER PRICE: The price at which units may be bought. BID PRICE: The price at which units may be sold.
CANCELLATION PRICE
The maximum spread between the offer and bid prices is determined by a formula laid down by the government. In practice, unit trust managers quote a much narrower spread. As a result, the bid price is often set well above the minimum permissible price which is called the cancellation price in the table. However the bid price might be moved to the cancellation price in circumstances in which there is a large excess of sellers of units over buyers.
TIME
The time shown alongside the fund manager's name is the time at which the unit trusts' daily dealing prices are normally set unless another time is indicated by the symbol alongside the individual unit trust name. The symbols are as follows: ♥ - 0001 to 1100 hours; ♦ - 1101 to 1400 hours; ♣ - 1401 to 1700 hours; ♠ - 1701 to midnight.
HISTORIC PRICING
The letter H denotes that the managers will deal on a historic price basis. This means that investors can obtain a firm quotation at the time of dealing. The prices shown are the latest available before publication and may not be the current dealing levels because of an intervening portfolio revaluation or a switch to a forward pricing basis.
FORWARD PRICING
The letter F denotes that prices are set on a forward basis so that investors can be given no definite price in advance of the purchase or sale being carried out. The prices appearing in the newspaper show the prices at which deals were carried out yesterday.
Other explanatory notes contained in last column of the FT Unit Trust Information pages.

# FT UNIT TRUST INFORMATION SERVICE

● Current Unit Trust Prices are available on FT Cityline. To obtain your free Unit Trust Code Booklet ring the FT Cityline help desk on 01-925-2128

**Windsor Trust Mngrs Ltd (1000)F**
83 Kingsway, London, WC2B 6SD 01-405 8331

| | Init Chrge | Canc Price | Bid Price | Offer Price | + or - | Yield Gr's |
|---|---|---|---|---|---|---|
| Contrl & Equity | 5 | 62.23 | 64.69 | 68.76 | | 0.00 |
| European | 5 | 55.97 | 55.97 | 60.24 | +0.56 | 0.47 |
| Far Eastern | 5 | 55.01 | 55.01 | 58.46 | +0.25 | 1.22 |
| Growth | 5 | 88.23 | 92.43 | 98.33 | +0.29 | 1.60 |
| Income | 5 | 81.54 | 83.35 | 88.67 | -0.44 | 5.61 |
| Property Share | 5 | 33.22 | 34.23 | 37.72 | +0.46 | 0.33 |
| Smaller Co's | 5 | 38.38 | 41.47 | 45.40 | +0.01 | 2.37 |
| Formerly RBC Trust Managers Ltd | | | | | | |
| RBC Select Cash Acc | 5 | 60.25 | 60.25 | 64.44 | +0.13 | 11.97 |
| RBC Select Income | 5 | 66.14 | 66.14 | 70.74 | +0.72 | 3.93 |
| RBC Select Inc Acc | 5 | 70.98 | 70.98 | 75.92 | +0.42 | 3.93 |
| RBC Select N Amer | 5 | 31.28 | 31.28 | 34.72 | +0.31 | [illegible] |
| RBC Select Intl | 5 | 41.27 | 41.27 | 44.14 | +0.22 | 1.48 |

**Wright Seligman Fund Mngrs Ltd (1000)H**
11 Blomfield St, London EC2M 7AY 01-588 0592
Growth — 5 | 94.26 | 94.26 | 98.26 | | 3.84
Weekly dealing day Tuesday

**The Yorkshire Unit Tst Mngrs Ltd (1100)F**
Woodsome Pk, Fenay Bdge, Huddersfield 0484 602250

| | | | | | | |
|---|---|---|---|---|---|---|
| Yorkshire General | 5 | 59.61 | 62.07 | 66.03 | +0.10 | 3.17 |
| YHTM UK Eqty Inc Tst | 5 | 58.83 | 60.62 | 64.49 | +0.39 | 4.61 |
| YHTM Intl Gwth Tst | 5 | 46.48 | 46.48 | 49.54 | +0.26 | 1.11 |

## OTHER UK UNIT TRUSTS

**Baillie Gifford & Co Ltd**
Int'l Expt Feb 1 | 421.0 | 446.1 | | 

**Cent. Bd. of Fin. of Church of England‡**
2 Fore Street, London EC2Y 5AD 01-588 1815

| | Bid | Offer | + or - | Yield |
|---|---|---|---|---|
| Inv Fund Jan 31 | 492.95 | | | 4.71 |
| Fxd Int Sec Jan 31 | 143.75 | | | 9.05 |
| Deposit Jan 31 | 100.00 | | | 12.45 |

**Charities Official Invest. Fund‡**
2 Fore Street, London EC2Y 5AQ 01-588 1815

| | Bid | Offer | + or - | Yield |
|---|---|---|---|---|
| Income Jan 31 | 469.11 | | | 4.97 |
| Accum Jan 31 | 1500.47 | | | |

**Edinburgh Fund Mngrs PLC**
Exempt Funds

| | Bid | Offer | + or - | Yield |
|---|---|---|---|---|
| American Feb 1 | 120.6 | 123.9 | +5.1 | 1.82 |
| Managed Feb 1 | 120.8 | 125.3 | +5.2 | 2.76 |
| Japan Feb 2 | 132.9 | 136.6 | -0.5 | 0.16 |
| Pacific Feb 3 | 390.5 | 401.2 | +10.5 | 0.22 |
| Sm Jap Cos Feb 3 | 270.2 | 277.6 | +9.7 | 0.10 |

**Fidelity Investment Services Ltd**
Mngd Pens P'folio | 111.0 | 113.9 | -0.70 | 2.06

**Robert Fleming Asset Mngmt Ltd**

| | Bid | Offer | + or - | Yield |
|---|---|---|---|---|
| Am Exempt Jan 31 | 339.59 | 344.48 | | 2.16 |
| Gen Exempt Jan 31 | 119.86 | 122.34 | | 3.95 |
| Jap Exempt Jan 31 | 643.50 | 656.14 | | 0.51 |
| Indexed Exempt Feb 2 | 108.75 | 111.49 | | 3.95 |
| O'seas Indxd Expt Feb 2 | 99.75 | 102.02 | | 1.79 |

**Foreign & Colonial Pens Mngt Ltd**
Exempt Funds

| | Bid | Offer | + or - | Yield |
|---|---|---|---|---|
| Anglo-Nippon | 1727.8 | 1811.9 | | |
| European Inc | 87.0 | 91.6 | | |
| European Acc | 91.1 | 96.0 | | |
| Managed Exempt | 129.6 | 134.7 | | |
| North American | 435.3 | 451.0 | | |
| South East Asia | 249.7 | 262.4 | | |

**Funds in Court***

| | Bid | Offer | + or - | Yield |
|---|---|---|---|---|
| Capital Feb 2 | 425.3 | 427.2 | | 2.36 |
| Gross Feb 2 | 196.6 | 196.7 | | 7.30 |
| High Yield Feb 2 | 287.8 | 288.0 | | 5.22 |

*Restricted to monies under Court control

**Henderson Unit Trust Management Ltd**
Pensions Mngd | 46.81 | 48.96 | -0.09 | 2.96

**Lazard Investors Ltd ‡‡**
Exempt Funds

| | Bid | Offer | + or - | Yield |
|---|---|---|---|---|
| Small Co's Jan 30 | 4036.8 | 4444.5 | | 1.5 |
| European Jan 30 | 397.1 | 410.8 | | 0.9 |
| American Jan 30 | 288.5 | 297.1 | | 2.3 |
| Far Eastern Jan 30 | 621.2 | 638.0 | | 0.2 |
| Australian Jan 30 | 147.0 | 155.9 | | 2.3 |
| Bidlogs Jan 13 | 202.0 | 218.9 | | 0.8 |
| Northumbria Jan 12 | 183.9 | 196.7 | | 1.4 |
| North West Jan 12 | 235.4 | 255.3 | | 0.7 |
| East Count Jan 15 | 85.7 | 91.0 | | 1.3 |
| W Midlands Dec 30 | 193.4 | 209.0 | | 1.6 |
| Ind Lak Mm Jan 24 | 134.9 | 137.6 | | 3.9 |
| Property Jan 5 | 3060.0 | 3220.0 | | 5.0 |
| Inc Gth Pro Oct 1 | 1420.0 | 1480.0 | | 6.8 |

**Local Authorities Mutual Invest. Tst.***
2 Fore Street, London EC2Y 5AQ 01-588 1815

| | Bid | Offer | + or - | Yield |
|---|---|---|---|---|
| Property Jan 31 | 212.65 | | | 6.02 |
| Equity Jan 31 | 778.70 | | | 4.10 |
| Fxd Int Sec Jan 31 | 99.75 | | | 10.42 |

*Available only to Local Authorities

**MIM Ltd**
Exempt Funds

| | Bid | Offer | + or - | Yield |
|---|---|---|---|---|
| Intl Mngd P'Folio | 1051.8 | 1153.0 | +6.0 | |
| Mngd Pens (Acc) | 59.3 | 63.2 | +1.3 | 0.80 |

**Morgan Grenfell Inv Mngmt Ltd**
Exempt Funds

| | Bid | Offer | + or - | Yield |
|---|---|---|---|---|
| UK Equity Jan 31 | 114.05 | 117.47 | | 3.34 |
| UK Small Co Jan 31 | 592.74 | 621.27 | | 2.04 |
| Fixed Interest Jan 31 | 100.40 | 101.05 | | 8.80 |
| US Small Co Jan 31 | 104.85 | 108.37 | | 0.20 |
| Managed Jan 31 | | 100.00 | | |

**Murray Johnstone UT Mngmt**
Murray Exempt Funds

| | Bid | Offer | + or - | Yield |
|---|---|---|---|---|
| Amer Expt Feb 1 | 40.8 | 42.4 | | 2.33 |
| Euro Expt Feb 1 | 44.2 | 46.4 | | 2.66 |
| Fixed Int Ex Feb 1 | 49.1 | 51.4 | | 10.29 |
| Japan Expt Feb 1 | 59.8 | 62.2 | | 0.6 |
| Managed Ex Feb 2 | 41.9 | 43.5 | | 4.32 |
| SE Asia Expt Feb 1 | 39.3 | 41.5 | | 1.86 |
| Sm Cos Expt Feb 1 | 44.5 | 46.7 | | 2.7 |
| UK Eqty Ex Feb 1 | 38.0 | 39.9 | | 4.27 |

**New Court Property Fund Managers**
NC Property | 205.2 | 216.0 | | 

**Phillips & Drew Fund Management Ltd**

| | Bid | Offer | + or - | Yield |
|---|---|---|---|---|
| PDFM Small Co's Jan 3 | 759.0 | 802.0 | | 4.20 |
| Do Accum | 796.0 | 841.0 | | 4.20 |
| PDFM Int Expt Feb 2 | 131.5 | 133.7 | | 2.60 |

**J. Rothschild Fund Managers Ltd**
Intl Exempt | 113.1 | 114.6 | | 

## INSURANCES

**AA Friendly Society**
(Investment Mngt M & G Inv Mngt Ltd)
AA Friendly Sy Jan 13 | | 145.2 | | 

**Abbey Life Assurance Co Ltd**
80 Holdenhurst Road, Bournemouth 0202 292373

| | Bid | Offer | + or - | Yield |
|---|---|---|---|---|
| Prop. Ser. 1 | 269.3 | 283.5 | | |
| Equity Ser. 1 | 126.3 | 133.0 | +0.4 | |
| Prop. Acc. Ser 2 | 402.1 | 423.3 | | |
| Equity Ser 2 | 143.3 | 150.9 | +0.5 | |
| Selective Acc | 317.8 | 334.6 | +0.9 | |
| Prop Ser. 4 | 323.7 | 340.8 | | |
| Equity Ser. 4 | 144.8 | 152.5 | +0.4 | |
| Fixed Int. Ser. 4 | 226.2 | 238.1 | | |
| Indexed Inv. Ser. 4 | 134.2 | 141.4 | +0.1 | |
| American Ser. 4 | 273.4 | 288.4 | +2.3 | |
| High Inc. Ser. 4 | 415.6 | 437.5 | +1.5 | |
| Japan Ser 4 | 307.8 | 324.1 | +2.4 | |
| Man Ser. 4 | 407.2 | 428.7 | +1.4 | |
| Money Ser. 4 | 224.0 | 235.8 | | |
| European Ser 4 | 99.2 | 104.5 | +0.6 | |
| Pension Funds | | | | |
| Property | 568.1 | 594.9 | | |
| Equity | 1053.9 | 1109.4 | +5.8 | |
| Selective | 340.2 | 358.2 | +0.9 | |
| Managed | 759.1 | 799.1 | +4.3 | |
| Security | 419.0 | 441.1 | | |
| Fixed Int | 254.2 | 267.6 | +1.3 | |
| European | 226.7 | 238.7 | +2.5 | |
| American | 329.6 | 347.0 | +3.0 | |
| Japan | 143.5 | 150.9 | +0.7 | |
| Indexed | 169.0 | 177.9 | +1.2 | |
| International | 110.8 | 116.7 | +4.5 | |
| Ethical | 114.1 | 120.2 | +0.7 | |

**Abtrust Management Ltd**
20, Chiswell St, London, EC1Y 4TY 01-374 6801

| | Bid | Offer | + or - | Yield |
|---|---|---|---|---|
| Managed Growth | 319.86 | 336.70 | | |
| Managed Income | 140.89 | 148.31 | | |

**AEtna Life Insurance Co Ltd**
2-12 Pentonville Rd, London N1 9XD 0800 010575
Life Funds (Accumulator Units)

| | Bid | Offer | + or - | Yield |
|---|---|---|---|---|
| Squirrel | 12.27 | 12.92 | +0.00 | |
| Bear | 13.21 | 13.91 | +0.01 | |
| Owl | 16.46 | 17.33 | +0.06 | |
| Bull | 14.54 | 15.31 | +0.08 | |
| Stag | 15.22 | 16.03 | +0.14 | |
| Gilt-Edged | 12.31 | | +0.03 | |
| Deposit | 11.16 | | +0.01 | |
| North American | 9.22 | 9.71 | +0.06 | |
| European | 8.52 | 8.97 | +0.05 | |
| Property | 12.10 | 12.74 | +0.12 | |
| Index Linked | 10.66 | 11.23 | +0.07 | |
| Far Eastern | 12.00 | 12.64 | +0.08 | |
| UK Equity | 12.51 | 13.17 | +0.06 | |
| Fixed Interest | 10.97 | 11.55 | +0.01 | |
| Gilt Edged (89) | 9.79 | | +0.02 | |
| Corinium | 105.2 | 110.7 | +1.3 | |
| 1982 Series | | | | |
| UK Equity | 274.1 | 288.5 | +3.1 | |
| North American | 179.1 | 188.6 | +1.0 | |
| Far Eastern | 327.4 | 344.6 | +2.5 | |
| Fixed Interest | 188.1 | 198.0 | +0.5 | |
| Cash Deposit | 140.2 | 147.6 | +0.0 | |
| Property | 132.3 | 139.3 | +0.0 | |
| Special Opportunities | 358.2 | 376.3 | +3.1 | |
| Managed | 228.5 | 240.7 | +1.6 | |
| Index Linked Fund | 137.8 | 145.1 | +0.5 | |
| Brunel | 119.6 | 125.9 | +1.4 | |
| Star Managed-2 | 226.1 | 238.0 | +1.3 | |
| Star Managed-3 | 235.1 | 247.5 | +1.8 | |
| Star Managed-4 | 216.4 | 227.8 | +1.1 | |
| Star Managed-5 | 217.1 | 228.5 | +1.4 | |
| Pre-1982 Series | | | | |
| 3 Way | 389.70 | 389.70 | +5.80 | |
| Equity | 638.00 | 638.00 | +11.00 | |
| Bond | 427.30 | 427.30 | +4.60 | |
| Property | 259.50 | 259.50 | +1.90 | |
| Overseas Investment | 244.10 | 244.10 | +3.10 | |
| Pension Funds (Accumulation Units) | | | | |
| Squirrel | 14.24 | 14.99 | +0.01 | |
| Bear | 15.93 | 16.77 | +0.04 | |
| Owl | 20.84 | 21.94 | +0.11 | |
| Bull | 18.10 | 19.05 | +0.10 | |
| Stag | 18.16 | 19.12 | +0.15 | |
| Gilt Edged | 13.40 | | +0.02 | |
| Deposit | 12.42 | | +0.01 | |
| North American | 9.38 | 9.88 | +0.08 | |
| European | 8.71 | 9.17 | +0.05 | |
| Property | 14.30 | 15.06 | +0.22 | |
| Index-Linked | 11.13 | 11.72 | +0.09 | |
| Far Eastern | 13.27 | 13.97 | +0.17 | |
| UK Equity | 14.72 | 15.50 | +0.08 | |
| Fixed Interest | 11.84 | 12.47 | +0.02 | |
| Gilt Edged (89) | 9.81 | | +0.02 | |
| 1982 Series | | | | |
| Managed | 274.2 | 288.6 | +1.9 | |
| Brunel | 146.5 | 154.2 | +1.0 | |
| Pre 1982 Series | | | | |
| Aetna Life | | | | |
| 3 Way | 603.80 | 603.80 | +10.4 | |
| Equity Pensions | 965.20 | 965.20 | +35.2 | |
| Aetna Pensions Ltd | | | | |
| 3-Way Managed | 567.98 | 567.98 | +1.66 | |
| Exempt Approved | | | | |
| Mixed Managed | 200.49 | 204.59 | +1.30 | |
| Gilt Edged | 13.69 | | +0.04 | |

**Albany Life Assurance Co Ltd**
3 Darkes Lane, Potters Bar EN6 1AJ 0707 42311
Life Funds

| | Bid | Offer | + or - | Yield |
|---|---|---|---|---|
| Brit Blue Chip Fd Acc | 126.5 | 133.1 | +0.7 | |
| Equity Fd Acc | 1000.1 | 1052.7 | +6.8 | |
| European Fd Acc | 206.3 | 217.1 | +1.9 | |
| Intl Fxd Int Fd Acc | 199.7 | 210.2 | +0.3 | |
| Fixed Int Acc | 341.8 | 359.7 | +0.8 | |
| Gtd Money Fd Acc | 228.4 | 240.5 | +0.4 | |
| High Income Fd Acc | 110.2 | 115.9 | +0.9 | |
| Intl Man Fd Acc | 381.7 | 401.8 | +1.6 | |
| Japan Fd | 303.1 | 319.0 | +1.5 | |
| UK Smlr Co's Fd Acc | 109.9 | 115.6 | +0.5 | |
| Global Metro | 99.4 | 104.6 | +0.5 | |
| UK Metro | 104.9 | 110.4 | +0.5 | |
| N Am Fd Acc | 174.9 | 184.1 | +2.2 | |
| Pac Basin Fd Acc | 139.1 | 146.4 | +0.2 | |
| Prop Fd Acc | 306.8 | 322.9 | +0.1 | |
| Multiple Inv Acc | 670.2 | 705.5 | +3.6 | |
| Pension Funds | | | | |
| Brit Blue Chip Acc | 138.3 | 145.5 | +1.0 | |
| Eq Pen Fd Acc | 1936.8 | 2037.7 | +18.0 | |
| Euro Fd Acc | 256.4 | 269.8 | +2.3 | |
| Fixed Int. Acc | 690.9 | 727.2 | +1.8 | |
| Gt Money Pn Acc | 404.6 | 425.8 | +0.4 | |
| High Interest | 135.5 | 142.6 | +0.2 | |
| High Inc Fd Acc | 114.7 | 120.6 | +1.0 | |
| Intl Man Fd | 568.4 | 598.3 | +3.3 | |
| Jap Pen Fd Acc | 434.5 | 457.4 | +3.1 | |
| UK Smlr Co's Fd Acc | 115.0 | 121.0 | +0.8 | |
| Global Metro | 101.8 | 107.1 | +0.9 | |
| UK Metro | 109.9 | 115.6 | +1.0 | |
| N Am Pn Fd Acc | 206.8 | 217.7 | +3.4 | |
| Pac Basin Fd Acc | 159.1 | 167.4 | +1.5 | |
| Property | 312.9 | 329.8 | +0.1 | |
| Mltple Inv Pens Acc | 1334.8 | 1405.0 | +9.7 | |
| Broker Funds | | | | |
| Prof. Pen Fd | 93.8 | 98.7 | +0.6 | |
| YRA Strategy | 115.8 | 121.8 | +0.6 | |
| Langton Dollar (SE) | 146.1 | 153.7 | +0.8 | |

**Allied Dunbar Assurance Plc**
Allied Dunbar Ctr, Swindon SN1 1EL 0793 514514

| | Bid | Offer | + or - | Yield |
|---|---|---|---|---|
| Fixed Int. Dep. Acc | 254.2 | 267.6 | | |
| Equity Acc | 800.2 | 842.4 | | |
| Property Acc | 478.8 | 504.1 | | |
| Far East Acc | 192.5 | 202.7 | | |
| European Acc | 15.9 | 21.0 | | |
| Managed Acc | 634.4 | 667.8 | | |
| Managed Cap | 361.8 | 380.9 | | |
| O'seas Earnings Acc | 533.8 | 561.9 | | |
| Gilt Edged Acc | 314.4 | 331.0 | | |
| American Equity Acc | 395.9 | 416.8 | | |
| American Man. Acc | 184.9 | 194.7 | | |
| American Prop. Acc | 134.9 | 142.0 | | |
| Pen. F.I. Dep. Cap | 279.3 | 294.1 | | |
| Pen. F.I. Dep. Acc | 472.8 | 497.7 | | |
| Pen. Prop. Cap | 562.2 | 590.8 | | |
| Pen. Prop. Acc | 1048.5 | 1103.5 | | |
| Pen. Man. Cap | 787.4 | 828.9 | | |
| Pen. Man. Acc | 1470.5 | 1547.7 | | |
| Pen. Gilt Edg. Cap | 313.6 | 330.1 | | |
| Pen. Gilt Edg. Acc | 478.7 | 503.9 | | |
| Pen. Eq. Cap | 1289.5 | 1357.4 | | |
| Pen. Eq. Acc | 2825.1 | 2921.2 | | |
| Pen. Amr. Eq Cap | 126.9 | 133.6 | | |
| Pen. Am. Eq Acc | 151.4 | 159.4 | | |
| Pen. Far East Cap | 231.5 | 243.7 | | |
| Pen. Far East Acc | 276.1 | 290.7 | | |
| Pen. Euro Cap | 22.5 | 23.7 | | |
| Pen. Euro. Acc | 24.2 | 25.5 | | |
| Pen. B.S. Acc | 514.4 | 540.2 | | |
| Pen. B.S. Cap | 312.5 | 328.2 | | |
| Pen. D.A.F. Acc | 343.3 | 361.3 | | |
| Pen. D.A.F. Cap | 281.4 | 296.4 | | |
| Pen. Mortgage Cap | 139.5 | 146.9 | | |
| Pen. Mortgage Acc | 166.4 | 175.2 | | |
| Hambro Funds | | | | |
| Pen Equ Cap | 27.0 | 28.5 | | |
| Pen Equ Acc | 27.8 | 29.3 | | |
| Pen Am Eq Cap | 28.1 | 29.6 | | |
| Pen Am Eq Acc | 28.8 | 30.4 | | |
| Pen Far East Cap | 29.4 | 30.9 | | |
| Pen Far East Acc | 30.2 | 31.7 | | |
| Pen Euro Cap | 30.4 | 32.1 | | |
| Pen Euro Acc | 31.4 | 33.1 | | |
| James Capel Funds | | | | |
| Pen Equ Cap | 27.6 | 29.1 | | |
| Pen Equ Acc | 28.4 | 29.9 | | |
| Pen Am Eq Cap | 28.4 | 29.9 | | |
| Pen Am Eq Acc | 29.1 | 30.7 | | |
| Pen Far East Cap | 28.3 | 29.8 | | |
| Pen Far East Acc | 29.0 | 30.6 | | |
| Pen Euro Cap | 27.3 | 28.8 | | |
| Pen Euro Acc | 28.1 | 29.6 | | |

**Ambassador Life Assce. Co Ltd**
80 Holdenhurst Rd, Bournemouth 0202 292345
Equity Fund Acc | 144.4 | 152.0 | | 

**American Life Insurance Co UK**
2-8 Altyre Road, Croydon CR9 2LA 01-680 6000
Life Funds (Accumulation Units)

| | Bid | Offer | + or - | Yield |
|---|---|---|---|---|
| Premier Managed(z) | 145.4 | 153.1 | +1.5 | |
| Alpha Managed(z) | 107.9 | 113.6 | +1.2 | |
| HICA Managed(z) | 85.6 | 90.0 | +0.9 | |
| UK Equity(z) | 120.8 | 127.2 | +2.0 | |
| Deposit(z) | 111.3 | 117.2 | | |
| Property(z) | 168.2 | 177.1 | +2.4 | |
| American(z) | 82.3 | 86.6 | | |
| Far Eastern(z) | 120.3 | 126.6 | +1.2 | |
| International(z) | 102.4 | 107.9 | +0.9 | |
| Fixed Interest(z) | 93.8 | 98.7 | +0.4 | |
| European(z) | 96.1 | 101.2 | -0.5 | |
| Pension Funds (Accumulation Units) | | | | |
| Premier Managed(z) | 163.5 | 172.1 | +1.6 | |
| Alpha Managed(z) | 111.1 | 117.0 | +1.7 | |
| HICA Managed(z) | 87.4 | 91.8 | +1.0 | |
| UK Equity(z) | 129.3 | 136.1 | +2.8 | |
| Deposit(z) | 119.2 | 125.5 | +0.1 | |
| Property(z) | 195.9 | 206.3 | +2.8 | |
| American(z) | 83.1 | 87.5 | | |
| Far Eastern(z) | 127.5 | 134.2 | +1.7 | |
| International(z) | 103.3 | 108.8 | +0.9 | |
| Fixed Interest(z) | 98.2 | 103.4 | +0.5 | |
| European(z) | 98.6 | 103.8 | -0.6 | |
| Cash Guarantee(z) | 100.69 | 106.0 | +0.1 | |

Initial Unit prices available on request.

**Avon Insurance Plc**
Tiddington Rd, Stratford-upon-Avon CV37 0789 204211
Bonus Fund | 67.02 | 68.39 | +5.99 | 

**Barclays Life Assur. Co Ltd**
252 Romford Road, London E7 01-534 5544

| | Bid | Offer | + or - | Yield |
|---|---|---|---|---|
| Barclaybond | 445.6 | 469.1 | +2.4 | |
| Managed Accum | 375.4 | 395.2 | +1.9 | |
| Equity Accum | 576.8 | 607.2 | +3.5 | |
| Property Accum | 296.8 | 312.5 | | |
| International Accum | 342.6 | 360.6 | +2.0 | |
| Gilt-edged Accum | 240.2 | 252.9 | +0.5 | |
| Money Accum | 199.3 | 209.8 | +0.2 | |
| American Accum | 176.8 | 186.2 | +1.3 | |
| Australia Accum | 176.1 | 185.4 | +0.3 | |
| Financial Accum | 258.2 | 271.8 | +0.7 | |
| "500" Accum | 319.0 | 335.8 | +2.3 | |
| European Grwth Accum | 138.0 | 145.3 | +0.9 | |
| Income Accum | 342.0 | 360.1 | +2.1 | |
| Japan & Gen Accum | 459.6 | 483.8 | +3.4 | |
| Leisure Accum | 214.3 | 225.6 | +1.1 | |
| Spec Sits Fd Accum | 162.5 | 171.1 | +0.7 | |
| Unitrust Tst Accum | 113.1 | 119.1 | +0.5 | |
| Smaller Co's Accum | 119.4 | 125.7 | +0.7 | |
| Do Initial | 121.3 | 127.7 | +0.7 | |
| Managed Pns Accum | 523.8 | 551.4 | +2.9 | |
| Equity Pns Accum | 209.4 | 220.5 | +1.0 | |
| Initial Pns Accum | 158.2 | 166.5 | +1.9 | |
| Gilt-edged Pns Accum | 367.0 | 386.4 | +0.9 | |
| Money Pns Accum | 312.5 | 329.1 | | |
| Property Pns Accum | 159.8 | 168.3 | | |
| "500" Pens Accum | 104.9 | 110.5 | +0.9 | |
| Income Pens Accum | 107.8 | 113.5 | +0.7 | |
| Smaller Cos Pens Accum | 106.3 | 111.9 | +0.8 | |
| Special Sits Pens Accum | 99.0 | 104.3 | +0.5 | |
| Financial Pens Accum | 98.8 | 104.0 | +0.3 | |
| Leisure Pens Accum | 104.3 | 109.8 | +0.6 | |
| America Pens Accum | 103.2 | 108.6 | +0.8 | |
| Australia Pens Accum | 95.0 | 100.0 | +0.2 | |
| European Pens Accum | 105.4 | 111.0 | +0.7 | |
| Japan & Gen Pens Accum | 111.2 | 117.1 | +0.8 | |
| Unit Tst Pens Accum | 100.2 | 105.5 | +0.9 | |
| Pens Deposit Accum | | | | 11.5 |

For prices of Initial Units phone 01-534 5544.

**Black Horse Life Ass. Co Ltd**
Mountbatten Hse, Chatham, Kent. 0634 834000
Life Funds

| | Bid | Offer | + or - | Yield |
|---|---|---|---|---|
| The Managed Fund | | 482.96 | +1.38 | |
| The Income Fund | 487.05 | 512.69 | +1.75 | |
| The Extra Income Fund | 444.60 | 468.09 | +1.35 | |
| The Wrldwd Grwth Fd | 332.23 | 349.74 | +2.79 | |
| The Balanced Fund | 399.21 | 420.23 | +0.87 | |
| Smlr Co's & Rcvy Fd | 559.25 | 588.69 | +3.41 | |
| The Int. Technology Fd | 331.51 | 348.96 | +0.33 | |
| The Nth Amer & Gen Fd | 238.95 | 243.11 | +4.38 | |
| The Energy Int Fd | 125.46 | 132.07 | -0.39 | |
| The Pacific Basin Fund | 301.75 | 317.65 | +4.05 | |
| The Gilt & Fixed Int Fd | 112.13 | 118.03 | -1.36 | |
| The Japan Growth Fund | 236.82 | 249.29 | +4.72 | |
| The UK Growth Fund | 133.40 | 140.43 | +1.71 | |
| The Gold Ex Gen Fund | 72.84 | 76.68 | -1.44 | |
| The Smlr Co's & Recy | 125.96 | 132.59 | +2.30 | |
| The European Fund | 264.22 | 278.13 | +0.43 | |
| The Fixed Interest Fd | 217.44 | 228.89 | -1.45 | |
| The Property Fund | 189.02 | 198.97 | -0.30 | |
| The Cash Fund | 196.32 | 206.66 | +0.27 | |
| The Managed Invest Fd | 304.84 | 320.89 | +0.84 | |
| Pension Funds | | | | |
| Managed Pen Fd | 121.40 | 127.79 | +0.56 | |
| Fixed Int. Pen Fd | 105.00 | 110.53 | -0.63 | |
| Property Pen Fd | 127.18 | 133.88 | +0.12 | |
| Cash Pen Fd | 106.77 | 112.39 | +0.25 | |
| UK Equity Pen Fd | 115.12 | 121.18 | | |
| Nth Amer Pen Fd | 102.06 | 107.43 | +0.90 | |
| European Pen Fd | 110.25 | 116.05 | +0.08 | |
| Far East Pen Fd | 106.26 | 111.86 | +1.08 | |

British National see Citicorp British National

**CCL Assurance Ltd**
74 Shepherds Bush Green, W12 8SD 01-740 7070
Life Funds

| | Bid | Offer | + or - | Yield |
|---|---|---|---|---|
| UK Equity | 186.9 | 197.1 | | |
| American Equity | 120.3 | 126.6 | | |
| Far East Equity | 194.7 | 205.4 | | |
| Managed Fixed Acc | 428 | 451 | | |
| International Equity | 179.1 | 188.9 | | |
| Gilt Edged | 217.8 | 229.7 | | |
| Money Fund | 159.7 | 168.4 | | |
| CCL Henderson | 178.0 | 187.7 | | |
| CCL Perpetual | 208.5 | 219.9 | | |
| CCL Property | 322.6 | 340.3 | | |
| Smaller Cos | 344.9 | 363.8 | | 0 |
| Perpetual Europgwth | 124.8 | 131.6 | | |
| CCL Feel Tec Frar Inc | 93.7 | 98.8 | | |

**Canada Life Group**
2-6 High St, Potters Bar, Herts 0707 51122

| | Bid | Offer | + or - | Yield |
|---|---|---|---|---|
| Equity Gth January 29 | | 180.0 | +0.0 | |
| Retirement Feb 6 | | 664.3 | +74.00 | |
| Individual Pension-Distribution | | | | |
| Managed Pen Fund | 354.6 | 373.3 | +0.0 | |
| Property Pen Fund | 173.1 | 182.3 | +0.0 | |
| Index-linked Pen Fd | 145.1 | 152.8 | +0.0 | |
| Series C Pension-(Accum Units) | | | | |
| International Pen Fd | 202.4 | 213.1 | +0.0 | |
| Managed Pen Fd | 213.1 | 224.4 | +0.0 | |
| Property Pen Fd | 179.1 | 188.6 | +0.0 | |
| Index-linked Pen Fd | 154.4 | 162.6 | +0.0 | |
| Gilt & Fxd Int. Pen Fd | 184.9 | 194.7 | +0.0 | |
| Equity Pen Fd | 242.1 | 254.9 | +0.0 | |
| High Sec Cash Pen Fd | 107.2 | 112.9 | +0.0 | |
| Series E Pension (Accum Units) | | | | |
| International Pens Fd | 110.3 | 116.2 | +0.0 | |
| Managed Pens Fd | 108.8 | 114.6 | +0.0 | |
| Property Pens Fd | 112.2 | 118.2 | +0.0 | |
| Index-Linked Pens Fd | 109.9 | 115.7 | +0.0 | |
| Gilt & F.I. Pens Fd | 102.6 | 108.1 | +0.0 | |
| Equity Pens Fd | 108.5 | 114.3 | +0.0 | |
| High Sec Cash Pens Fd | 106.0 | 111.6 | +0.0 | |
| Managed Funds | | | | |
| Managed | 215.1 | 226.5 | +0.2 | |
| Property | 171.4 | 180.5 | +0.0 | |
| Gilt & Fxd Interest | 157.4 | 165.7 | +0.3 | |
| Index-linked | 134.1 | 141.2 | +1.7 | |
| Equity | 234.9 | 247.3 | -0.4 | |
| Leading Companies | 105.8 | 111.4 | +1.2 | |
| Cash | 155.7 | 163.9 | +0.2 | |
| Midland Bank Unit Tst | 227.8 | 239.8 | -0.3 | |
| Midland Managed | 227.8 | 239.8 | -0.3 | |
| Midland Intercntl | 230.6 | 242.8 | +0.9 | |

**Cannon Assurance Ltd (z)**
1 Olympic Way, Wembley HA9 0NB 01-902 8876
2nd Series Life Accumulation

| | Bid | Offer | + or - | Yield |
|---|---|---|---|---|
| Equity | 428.0 | 452.9 | +6.60 | |
| High Income | 409.3 | 433.1 | +5.90 | |
| Strategic Oppr | 106.4 | 112.6 | +0.90 | |
| Property | 290.6 | 307.5 | +0.00 | |
| Managed 2 | 281.4 | 297.8 | +1.60 | |
| Managed | 129.1 | 136.6 | +0.50 | |
| Managed 4 | 296.0 | 314.2 | +5.00 | |
| Deposit | 129.1 | 136.6 | +1.40 | |
| Gilt | 197.6 | 209.1 | +0.00 | |
| American | 203.3 | 215.1 | +0.50 | |
| International Money | 239.9 | 253.9 | +4.80 | |
| Index | 199.0 | 210.6 | +0.20 | |
| Far East | 125.5 | 132.8 | +0.80 | |
| Global | 263.4 | 278.7 | +2.70 | |
| European | 92.60 | 98.00 | +1.80 | |
| Japan | 92.80 | 98.20 | +0.50 | |
| Heritage Property | 165.0 | 174.6 | +3.30 | |
| Intl Currency Bond | 96.40 | 102.0 | +0.00 | |
| 2nd Series Pension Accumulation | 93.30 | 98.70 | +0.30 | |
| Equity | 713.9 | 755.4 | +12.3 | |
| High Income | 619.5 | 655.5 | +7.60 | |
| Strategic Oppr | 110.9 | 117.4 | +1.20 | |
| Property | 434.2 | 459.5 | +1.00 | |
| Managed 2 | 135.5 | 143.4 | +0.50 | |
| Managed | 447.7 | 473.6 | +5.00 | |
| Managed 4 | 137.8 | 145.8 | +1.70 | |
| Deposit | 314.6 | 332.9 | +0.00 | |
| Gilt | 300.7 | 318.2 | +0.70 | |
| American | 379.8 | 402.0 | +7.40 | |
| International Money | 297.9 | 315.2 | +0.30 | |
| Index | 141.6 | 149.8 | +0.90 | |
| Far East | 317.1 | 335.6 | +3.70 | |
| Global | 93.80 | 99.00 | +1.60 | |
| European | 95.30 | 100.8 | +0.50 | |
| Japan | 188.1 | 199.0 | +2.30 | |
| Heritage Property | 100.1 | 105.9 | +0.00 | |
| Intl Currency Bond | 95.30 | 100.8 | +0.30 | |
| Broker Managed Funds | | | | |
| Robert Walter Imperial | 121.4 | 128.7 | -0.2 | |
| St. Michael's Fund | 119.7 | 126.7 | +0.70 | |
| Other Funds | | | | |
| Equity Units | | £36.86 | +1.41 | |
| Property Units | | £30.21 | +0.00 | |
| Balanced Bond/Exec | £41.75 | 44.18 | +0.45 | |

**Citicorp British National**
Perrymount Road, Haywards Heath 0444 414111

| | Bid | Offer | + or - | Yield |
|---|---|---|---|---|
| Managed | 229.3 | 241.4 | | |
| International | 253.7 | 267.0 | | |
| Property | 269.3 | 283.5 | | |
| Equity | 334.0 | 351.6 | | |
| New Technology | 163.6 | 172.2 | | |
| American | 98.3 | 103.5 | | |
| Orient | 99.5 | 104.7 | | |
| European | 84.6 | 89.0 | | |
| Fixed Interest | 174.6 | 183.8 | | |
| Deposit | 137.4 | 144.6 | | |
| Managed Series 2 | 228.1 | 240.2 | | |
| International Series 2 | 250.2 | 263.4 | | |
| Equity Series 2 | 333.9 | 351.5 | | |
| Managed Pension Accum | 504.7 | 530.8 | | |
| Managed Pensions Cap | 207.9 | 218.8 | | |
| Property Pens Accum | 364.3 | 383.4 | | |
| Property Pens Cap | 249.4 | 262.6 | | |
| Equity Pensions Accum | 456.2 | 480.2 | | |
| Equity Pensions Cap | 312.4 | 328.8 | | |
| New Tech Pens Accum | 186.6 | 196.4 | | |
| New Tech Pens Cap | 140.5 | 147.9 | | |
| Intl Pens Accum | 352.5 | 371.1 | | |
| Intl Pens Cap | 241.4 | 254.1 | | |
| Fixed Int Pens Accum | 213.3 | 224.5 | | |
| Fixed Int Pens Cap | 146.0 | 153.7 | | |
| Emery M Strtvic Mngd | 163.0 | 171.6 | | |
| Cobbold Stcklrn Mngd | 148.4 | 156.2 | | |
| Anglian Fund | 99.1 | 104.3 | | |
| Celebration Fund | 86.3 | | | |

**City of Edinburgh Life Assurance**
46 Charlotte Sq, Edinburgh EH2 4HQ 031-225 1655

| | Bid | Offer | + or - | Yield |
|---|---|---|---|---|
| Managed Inv Tst Fd | 52.0 | 55.0 | | |
| Risk & Reward Bond | 168.0 | 177.0 | | |
| Money Market Fd | 124.0 | 131.0 | | |
| Investment Strategy Fd | 107.0 | 113.0 | | |
| Predator Fd | 86.0 | 91.0 | +2.0 | |
| Flagship Fd | 108.0 | 114.0 | | |
| Ivory & Sime Pens Fd | 126.0 | 133.0 | +1.0 | |
| Risk & Reward Pens Fd | 167.0 | 176.0 | | |
| Murray J'stone Pens Fd | 159.0 | 168.0 | | |
| Inv Strategy Pens Fd | 136.0 | 144.0 | | |
| Predator Pens Fd | 114.0 | 121.0 | | |

**City of Westminster Assurance (z)**
PO Box 469, 500 Avebury Blvd, Milton Keynes MK9 2NU
Current Series

| | Bid | Offer | + or - | Yield |
|---|---|---|---|---|
| Property Fund | 178.1 | 187.9 | +0.0 | |
| Secure Cwth Fund | 259.7 | 273.4 | +0.1 | |
| Managed Fund | 497.1 | 523.3 | +2.6 | |
| Equity Fund | 394.2 | 415.0 | +3.8 | |
| Fixed Interest Fund | 168.3 | 177.2 | +0.2 | |
| Far East Fund | 266.2 | 280.3 | +2.7 | |
| North American Fund | 127.6 | 134.4 | +1.1 | |
| Natural Resources Fund | 206.3 | 217.2 | -0.5 | |
| Pension Managed Fund | 510.8 | 537.7 | +3.2 | |
| Pension Equity Fund | 414.7 | 436.6 | +5.1 | |
| Pensions Fixed Int | 165.7 | 174.5 | +0.5 | |
| Pensions European | 118.6 | 124.9 | +1.7 | |
| Pensions Intl | 120.4 | 126.8 | +1.4 | |
| Pens Adventurous Mgd | 166.4 | 175.2 | +2.4 | |
| Pensions Balanced Mgd | 158.7 | 167.1 | +2.5 | |
| Pens Conservative Mgd | 151.1 | 159.1 | +1.4 | |
| Adventurous Mngd Fd | 196.6 | 207.0 | +1.9 | |
| Balanced Mngd Fd | 184.2 | 193.9 | +1.4 | |
| Conservative Mngd Fd | 182.0 | 191.6 | +1.1 | |
| European Fund | 127.4 | 134.2 | +1.3 | |
| International Fund | 157.7 | 166.0 | +1.4 | |

For other prices please telephone 0908 690888

**Clerical Medical/Fidelity International**
Narrow Plain, Bristol BS2 0JH 0272 290566
Investment Funds

| | Bid | Offer | + or - | Yield |
|---|---|---|---|---|
| Ruby | 105.4 | 111.0 | -0.2 | |
| Sapphire/Mixed | 174.6 | 183.8 | -0.6 | |
| Emerald | 97.0 | 102.2 | -0.2 | |
| Equity | 203.2 | 213.9 | -0.1 | |
| Property | 185.9 | 195.6 | +0.1 | |
| Gilt & Fixed Interest | 155.0 | 162.4 | +0.2 | |
| Indexed Securities | 113.9 | 119.9 | +0.9 | |
| Cash | 126.6 | 133.3 | | |
| North American | 117.8 | 124.0 | +0.9 | |
| Far East | 181.8 | 191.4 | +1.1 | |
| Internat Invest | 136.2 | 143.4 | +0.3 | |
| Special Situations | 208.1 | 219.1 | | |
| Internat Invest Income | 186.5 | 196.4 | -1.1 | |
| American Income | 109.7 | 115.5 | +0.4 | |
| European | 175.2 | 184.5 | +0.4 | |
| South East Asia Fund | 147.7 | 155.5 | +0.9 | |
| Japan Fund | 131.6 | 138.6 | +1.0 | |
| Homeinvestor W-P Srs | 101.1 | 106.5 | +0.1 | |
| Homeinvestor W-P Spec | 101.1 | 106.5 | +0.1 | |
| Flexible Retirement Plan | | | | |
| Mixed | 175.3 | 184.6 | -0.6 | |
| Equity | 193.0 | 203.2 | -2.8 | |
| Property | 171.3 | 180.4 | +0.5 | |
| Gilt & Fixed Interest | 151.9 | 159.9 | +0.2 | |
| Indexed Linked | 120.2 | 126.6 | +1.0 | |
| Cash | 144.1 | 151.7 | +0.1 | |
| North American | 122.2 | 128.7 | +0.9 | |
| Far East | 228.2 | 240.3 | +2.0 | |
| Internat Invest | 157.6 | 165.9 | +0.7 | |
| Special Situations | 290.5 | 305.8 | +0.6 | |
| European | 212.3 | 223.5 | +0.7 | |
| Executive Investment Pension Plan | | | | |
| Prices on February 1 Unit dealings on Wednesday. | | | | |
| Cash Fd | 175.1 | 184.4 | | |
| Mixed Fd | 242.4 | 255.2 | | |
| Fixed Int. Fd | 189.4 | 199.4 | | |
| UK Equity Fd | 304.6 | 320.7 | | |
| Property Fd | 199.4 | 209.9 | | |
| Overseas Fd | 189.7 | 199.7 | | |
| Index Linked Fd | 127.7 | 134.5 | | |
| Stock Ex. Fd | 197.0 | 207.4 | | |
| North Am Fd | 124.5 | 131.1 | | |
| Far East Fd | 231.8 | 244.1 | | |
| Special Sits Fd | 274.2 | 288.7 | | |
| Europ. Fd | 209.6 | 220.7 | | |

Initial prices available on request. For other prices telephone 0272 290566

**Clerical Medical Investments Group**
Narrow Plain, Bristol BS2 0JH 0272 290566
Performance Pensions

| | Bid | Offer | + or - | Yield |
|---|---|---|---|---|
| With-Profits (Reg) | 110.0 | 115.8 | | |
| With-Profits (Single) | 110.0 | 115.8 | | |
| Mixed | 136.1 | 143.3 | -0.4 | |
| Index Linked | 108.4 | 114.2 | +0.4 | |
| Cash | 116.2 | 121.8 | +0.1 | |
| Special Situations | 129.3 | 136.2 | -0.5 | |
| International | 118.0 | 124.5 | +0.3 | |
| Gilt & Fixed Int | 102.2 | 107.6 | +0.2 | |
| Property | 124.8 | 131.4 | +0.4 | |
| UK Equity | 192.6 | 199.6 | -1.6 | |
| European | 131.3 | 138.3 | +0.2 | |
| North American | 134.7 | 141.8 | +1.2 | |
| Japan | 138.6 | 145.9 | +2.9 | |
| South East Asia | 196.2 | 206.6 | +2.2 | |

**Clerical Medical Managed Funds Ltd**
15 St. James's Sq, London SW1Y 4LQ 01-930 5474

| | Bid | Offer | + or - | Yield |
|---|---|---|---|---|
| Cash | 218.8 | 218.8 | | |
| Mixed | 362.3 | 369.5 | | |
| Fixed Interest | 307.9 | 309.4 | | |
| UK Equity | 462.0 | 471.2 | | |
| Property | 229.9 | 240.2 | | |
| Overseas | 310.0 | 316.2 | | |
| Index Linked | 147.9 | 148.6 | | |
| Stock Exchange | 389.0 | 397.3 | | |

Prices on February 1 Unit dealings on Weds.

**Colonial Mutual Group**
24 Ludgate Hill, London EC4P 4BD 01-248 9861
CML (Unit Assurance)

| | Bid | Offer | + or - | Yield |
|---|---|---|---|---|
| Key | | 171.46 | | |
| Pacemaker | | 318.06 | | |
| Cash | 142.01 | 149.48 | | |
| Equity | 358.13 | 376.98 | | |
| Fixed Interest | 217.43 | 228.87 | | |
| Managed | 273.19 | 287.57 | | |
| Property | 345.61 | 363.80 | | |
| CML (Pension Annuities)—Rainbow Plans | | | | |
| Cash Cap | 148.57 | 156.40 | | |
| Cash Inv | 177.27 | 186.61 | | |
| Equity Cap | 880.76 | 928.38 | | |
| Equity Inv | 1052.10 | 1107.48 | | |
| Fixed Int Cap | 245.45 | 258.38 | | |
| Fixed Int Inv | 292.87 | 308.29 | | |
| Index Link Cap | 147.53 | 155.30 | | |
| Index Link Inv | 176.01 | 185.28 | | |
| Managed Cap | 397.11 | 418.02 | | |
| Managed Inv | 473.82 | 498.77 | | |
| Unity Pensions Funds | | | | |
| Managed | 100.92 | 106.25 | | |
| Deposit | 100.92 | 106.24 | | |

**Combined Insurance Co of America**
15 Wheatfield Way, Kingston upon Thames, Surrey KT1 2PA 01-546 7733

| | Bid | Offer | + or - | Yield |
|---|---|---|---|---|
| Managed Fund (Cap) | 108.3 | 113.9 | +0.9 | |
| Managed Fund (Acc) | 115.7 | 121.7 | +0.9 | |
| Managed Pens Fd (Cap) | 139.5 | 146.8 | +1.5 | |
| Managed Pens Fd (Acc) | 151.0 | 158.9 | +1.7 | |

**Commercial Union Group**
St Helen's, 1 Undershaft, London EC3 01-283 7500

| | Bid | Offer | + or - | Yield |
|---|---|---|---|---|
| Var Ann Feb 10 | | 69.11 | +2.14 | |
| Var (Acc) Feb 4 | | 369.27 | +14.72 | |
| Pens. With Profits | 102.1 | 107.5 | | |
| Prime Series-Life | | | | |
| Managed | 280.0 | 294.8 | -0.1 | |
| Reserve Managed | 107.4 | 113.1 | +0.5 | |
| Venture Managed | 110.9 | 116.8 | +1.0 | |
| UK Equity | 342.8 | 360.9 | -0.6 | |
| Intl Equity | 206.6 | 217.5 | +0.6 | |
| Property | 180.1 | 189.6 | +0.7 | |
| Fixed Interest | 165.7 | 174.5 | +0.2 | |
| Index Linked Gilt | 116.6 | 122.8 | +0.4 | |
| Cash | 156.4 | 164.7 | +0.2 | |
| Investment Tst | 125.7 | 132.4 | +1.4 | |
| U/T UK & General | 122.8 | 129.3 | +1.6 | |
| U/T W'wide Sp Sits Fd | 100.0 | 105.3 | +0.8 | |
| U/T Gamma Fd | 83.4 | 87.8 | +0.7 | |
| U/T Amer Gth Fd | 106.7 | 112.4 | +0.3 | |
| U/T Euro Gth Fd | 111.8 | 117.7 | +0.8 | |
| U/T Far East Gth Fd | 129.5 | 136.4 | +2.0 | |
| U/T W'wide Bd Fd | 97.8 | 103.0 | -0.4 | |
| Prime Series-Pensions | | | | |
| Managed | 352.4 | 371.0 | -0.7 | |
| Reserve Managed | 105.4 | 111.0 | | |
| Venture Managed | 106.4 | 112.1 | | |
| UK Equity | 458.6 | 482.8 | -3.3 | |
| Intl Equity | 246.9 | 259.9 | +2.0 | |
| Property | 191.0 | 201.1 | +0.9 | |
| Fixed Interest | 176.2 | 185.5 | +0.1 | |
| Index Lkd Gilt | 124.3 | 130.9 | +0.7 | |
| Cash | 153.9 | 162.1 | +0.1 | |
| Investment Tst | 170.6 | 179.6 | -0.4 | |
| Building Society Fd | 101.0 | 106.4 | +0.2 | |

**Cornhill Insurance PLC**
57 Ladymead, Guildford 0483 301770

| | Bid | Offer | + or - | Yield |
|---|---|---|---|---|
| Man Gwth (A&B) Feb 01 | 602.0 | 634.0 | | |
| Fixed Int(A&B) Feb 01 | 190.0 | 200.5 | | |
| Equity Fd(A&B) Feb 01 | 326.0 | 343.5 | | |
| Money Fd (A&B) Feb 01 | 161.5 | 170.5 | | |
| Property (A&B) Feb 01 | 290.5 | 306.0 | | |
| N.AmerEqty(A&B) Feb 01 | 105.5 | 111.5 | | |
| FarEastEq(A&B) Feb 01 | 218.5 | 230.5 | | |
| IntTechnlgy(A&B) Feb 01 | 166.0 | 175.0 | | |
| European Equity (B) Feb01 | 99.5 | 105.0 | | |
| Mngd Pens Fd Jan 31 | 108.0 | 114.0 | | |
| Fxd Int Pen Fd Jan 31 | 105.0 | 111.0 | | |
| Equity Pens Fd Jan 31 | 104.5 | 110.5 | | |
| Money Pens Fnd Jan 31 | 104.5 | 110.5 | | |
| Prpty Pens Fd Jan 31 | 116.5 | 123.0 | | |
| Cap Fd Jan 15 | 400.0 | 418.0 | | |
| G.&.S. SuprFd Jan 15 | 165.0 | 171.0 | | |

Prices for other funds available on request.

**Criterion Assurance Group**
Swan Court, Petersfield, Hants 0730 63281

| | Bid | Offer | + or - | Yield |
|---|---|---|---|---|
| Ultimate Mngd Fund | 209.5 | 220.6 | | |
| Criterion Mngd Fund | 192.0 | 202.1 | | |
| Pension Mngd Acc | 78.7 | 82.8 | | |
| Active Sits Fd Life | 109.2 | 115.0 | | |
| Active Sits Fd Pens Ac | 110.3 | 116.1 | | |
| World Opps Mngd Fd Life | 81.6 | 85.9 | | |
| World Opps Mngd Fd Pens Ac | 82.3 | 86.6 | | |
| Security First Life | 100.7 | 106.0 | | |
| Security First Pen Ac | 106.2 | 111.8 | | |
| Income & Rec Life | 108.5 | 114.3 | | |
| Income & Rec Pen Acc | 114.3 | 120.4 | | |

For closed Fund unit prices ring 0730 63281

**Crown Financial Management Ltd**
Crown Hse, Woking GU21 1XW 04862 5033
Life Funds

| | Bid | Offer | + or - | Yield |
|---|---|---|---|---|
| American Acc | 83.7 | 88.1 | +0.5 | 0 |
| Equity Acc | 475.1 | 500.1 | +5.4 | |
| European Acc | 155.2 | 163.3 | +1.4 | |
| Fixed Interest Acc | 262.4 | 276.2 | +0.9 | |
| High Income Acc | 510.6 | 537.4 | -3.9 | |
| Intnl. Acc | 359.2 | 378.1 | +1.7 | |
| Inv. Trust Acc | 487.3 | 512.9 | -2.5 | |
| Japanese Acc | 272.8 | 287.1 | +1.6 | |
| Managed Acc | 379.8 | 399.7 | -1.8 | |
| Money Acc | 204.6 | 215.3 | +0.1 | |
| Property Acc | 229.3 | 241.3 | +0.1 | |
| Secure Growth | 104.1 | 109.5 | -0.2 | |
| Individual Pension Funds(z) | | | | |
| American | 102.6 | 108.0 | +0.8 | |
| Building Society | 125.4 | 131.9 | +0.2 | |
| Equity | 542.7 | 571.2 | -7.1 | 0.0 |
| European | 222.5 | 234.2 | +1.8 | |
| Fixed Interest | 275.5 | 290.0 | +0.8 | |
| International | 197.2 | 207.5 | +2.0 | |
| Investment Trust | 243.1 | 255.9 | -1.1 | |
| Japanese | 396.3 | 417.1 | +13.1 | |
| Managed | 393.0 | 413.6 | -1.6 | |
| Money | 219.5 | 231.0 | +0.2 | |
| Property | 188.3 | 198.2 | +0.0 | |
| Group Pension Funds(z) | | | | |
| American | 106.4 | 110.2 | +0.7 | |
| Equity | 574.0 | 594.8 | -7.4 | |
| European | 230.6 | 238.9 | +1.8 | |
| Fixed Interest | 305.8 | 316.8 | +0.9 | |
| International | 204.1 | 211.5 | +2.1 | |
| Investment Trust | 251.8 | 260.9 | -1.2 | |
| Japanese | 410.6 | 425.4 | +13.4 | |
| Mixed | 545.1 | 564.8 | -2.2 | |
| Money | 287.8 | 298.2 | +0.3 | |
| Property | 195.2 | 202.2 | +0.0 | |
| Other Funds(z) | | | | |
| Brewin Equity | 729.1 | 767.4 | +47.2 | |
| Crown Brit. Inv. A | 653.8 | 710.5 | +0 | |
| DBS Managed | 219.9 | 231.4 | +10.6 | |
| Heritage | 267.9 | 282.0 | -15.0 | |
| PE Coronet | 313.6 | 330.1 | +20.6 | |
| Sage | 190.5 | 200.5 | +0.6 | |

**Crusader Insurance Plc**
Reigate, Surrey RH2 8BL 0737 242424
Life Funds

| | Bid | Offer | + or - | Yield |
|---|---|---|---|---|
| Measured Performance | 101.2 | 107.1 | +0.5 | |
| Performance Plus | 95.0 | 99.4 | +0.5 | |
| With Profit Perform | 110.9 | 117.4 | | |
| UK Opportunity | 133.1 | 140.9 | +1.2 | |
| European Opportunity | 98.4 | 104.1 | +0.7 | |
| Nth American Opp | 89.1 | 94.3 | +0.3 | |
| Far Eastern Opp | 106.8 | 113.0 | +0.4 | |
| Overseas | 91.2 | 96.5 | +0.4 | |
| Gwth Prp Ser 1 (Jan 6) | 184.0 | 193.7 | | |
| Gwth Prp Ser 2 | 140.2 | 148.4 | | |
| Fixed Interest | 110.8 | 117.3 | +0.1 | |
| Cash | 108.5 | 114.9 | +0.1 | |
| Pension Funds | | | | |
| Cash | 97.4 | 103.0 | | |
| European | 95.1 | 100.1 | +0.5 | |
| Far Eastern | 100.0 | 105.3 | +0.1 | |
| Fixed | 98.4 | 103.6 | +0.3 | |
| Mixed | 98.9 | 104.1 | +0.6 | |
| Nth American | 103.6 | 109.1 | +0.9 | |
| Property | 100.8 | 106.1 | +0.1 | |
| Secure Income | 97.6 | 102.7 | | |
| UK | 104.0 | 109.5 | -1.4 | |
| With Profit | 96.1 | 101.2 | | |
| Managed Pens Jan 17 | 350.67 | 355.63 | | |

**Devonshire Life**
29 Glasshouse St., W1R 5RG 01-434 3511

| | Bid | Offer | + or - | Yield |
|---|---|---|---|---|
| Managed | 154.1 | 162.3 | +1.0 | |
| World Growth | 115.1 | 121.2 | +0.3 | |
| UK Equity | 180.8 | 190.4 | +2.0 | |
| UK Small Companies | 171.5 | 180.6 | -0.1 | |
| European | 101.0 | 106.4 | -0.4 | |
| Far Eastern | 220.4 | 232.1 | +1.8 | |
| Nth American | 100.1 | 105.4 | +0.4 | |
| Fixed Interest | 129.2 | 136.1 | +0.6 | |
| Index Linked Stks | 133.9 | 141.1 | +0.2 | |
| Money | 113.4 | 119.5 | +0.1 | |
| Pen Managed | 194.6 | 205.0 | +1.5 | |
| Pen World Growth | 113.8 | 119.9 | +0.5 | |
| Pen UK Equity | 259.7 | 273.5 | +3.3 | |
| Pen UK Small Cos | 229.6 | 241.7 | +1.3 | |
| Pen European | 91.6 | 96.4 | -0.5 | |
| Pen Far Eastern | 270.3 | 284.6 | +3.2 | |
| Pen Nth American | 95.7 | 100.8 | +0.5 | |
| Pen Fixed Interest | 146.0 | 153.8 | +0.7 | |
| Pen Index Lnkd Stks | 139.1 | 146.5 | +0.2 | |
| Pen Money | 126.5 | 133.2 | +0.1 | |

**Eagle Star Insurance Co Ltd**
Bath Road, Cheltenham GL53 7LQ 0242 221311

| | Bid | Offer | + or - | Yield |
|---|---|---|---|---|
| Secure Fund | 118.6 | 124.8 | +0.1 | |
| Blue Chip Fund | 157.2 | 165.5 | +0.4 | |
| Performance Fund | 172.8 | 181.9 | +1.3 | |
| Adventurous Fund | 166.0 | 175.7 | +2.1 | |
| Pensions Secure | 115.9 | 122.0 | +0.1 | |
| Pensions Blue Chip | 126.3 | 132.9 | +0.3 | |
| Pensions Performance | 112.7 | 118.6 | +0.9 | |
| Pensions Adventurous | 113.3 | 119.3 | +1.4 | |
| Pensions With Profits | 122.6 | 129.0 | +0.2 | |

**Eagle Star Insur./Midland Assur.**
1 Threadneedle St, London EC2 01-588 1212
Eagle/Mid. Units | 191.2 | 198.1 | +0.90 | 4.14

**Economic Insurance Company Ltd**
London Rd, Sittingbourne, ME10 1PE 0795 24321

| | Bid | Offer | + or - | Yield |
|---|---|---|---|---|
| Managed | 102.2 | 107.6 | | |
| Fixed Interest | 98.9 | 104.2 | | |
| Equity | 106.7 | 112.4 | | |
| Overseas Equity | 88.4 | 93.1 | | |
| Money | 102.3 | 107.7 | | |
| Pens Managed | 104.1 | 109.5 | | |
| Pens Fixed Interest | 104.8 | 110.4 | | |
| Pens Equity | 108.3 | 114.0 | | |
| Pens Overseas Equity | 88.6 | 93.3 | | |
| Pens Money | 108.6 | 114.4 | | |

**Edinburgh Money Management Ltd**
43 Charlotte Square, Edinburgh EH2 4HQ 031 220 1244
Select Portfolio | 53.4 | 56.3 | | 

**Equitable Life Assurance Society**
Walton St, Aylesbury Bucks HP21 7QW 0296 393100

| | Bid | Offer | + or - | Yield |
|---|---|---|---|---|
| European | 95.1 | 100.1 | +0.7 | |
| Far Eastern | 236.3 | 248.7 | +0.5 | |
| Fd of Inv Tsts | 192.2 | 202.3 | -0.9 | |
| Gilt & Fixed Int | 135.7 | 142.8 | +0.1 | |
| High Income | 222.3 | 234.0 | -1.8 | |
| Intnl Growth | 125.5 | 132.1 | +0.4 | |
| Managed | 163.9 | 172.5 | -0.4 | |
| Money | 122.5 | 128.9 | +0.1 | |
| North American | 127.2 | 133.9 | +0.9 | |
| Pelican | 194.5 | 204.7 | -1.7 | |
| Property | 157.0 | 165.3 | | |
| Special Sits | 208.9 | 219.9 | -1.3 | |
| School Fee Managed | 186.0 | 195.8 | -0.3 | |
| Pension Funds | | | | |
| European | 90.5 | 95.3 | +1.0 | |
| Far Eastern | 277.4 | 292.0 | +0.7 | |
| Fd. of Inv. Tsts | 217.7 | 229.2 | -1.4 | |
| Gilt & Fixed Int | 142.4 | 149.9 | | |
| High Income | 266.1 | 280.1 | -2.9 | |
| International Growth | 130.2 | 137.0 | +0.6 | |
| Managed | 186.0 | 195.8 | -0.3 | |
| Money | 141.9 | 149.4 | +0.2 | |
| North American | 130.1 | 136.9 | +1.3 | |
| Pelican | 219.6 | 231.2 | -2.5 | |
| Property | 172.7 | 181.8 | | |
| Special Sit | 241.8 | 254.5 | -2.0 | |

**Equity & Law**
Amersham Road, High Wycombe 0494 463463

| | Bid | Offer | + or - | Yield |
|---|---|---|---|---|
| UK Equities Fund | 561.4 | 590.9 | -5.20 | |
| Higher Inc Fund | 582.3 | 612.9 | -4.50 | |
| Property Fund | 383.6 | 403.7 | +0.00 | |
| Fixed Interest Fund | 277.2 | 291.7 | +0.30 | |
| Index Lnkd Secs Fund | 121.1 | 127.4 | +0.90 | |
| Gtd Deposit Fund | 200.0 | 210.5 | +0.00 | |
| Nth America Fund | 221.3 | 232.9 | +2.20 | |
| Far East Fund | 378.7 | 398.6 | +1.60 | |
| Europe Fund | 227.4 | 239.3 | +1.50 | |
| International Fund | 317.1 | 333.7 | +0.80 | |
| Mixed Fund | 423.0 | 445.2 | -0.90 | |
| Ind Pen Equity (z) | 733.9 | 772.5 | +12.9 | |
| Ind Pen High Inc (z) | 176.3 | 185.5 | +4.50 | |
| Ind Pen Fxd Int (z) | 323.7 | 340.7 | +1.30 | |
| Ind Pen Idx Lk Sec (z) | 150.9 | 158.8 | +0.80 | |
| Ind Pen Property (z) | 352.7 | 371.2 | +0.00 | |
| Ind Pen N America (z) | 89.50 | 94.20 | +1.10 | |
| Ind Pen Far East (z) | 211.5 | 222.6 | +2.20 | |
| Ind Pen European (z) | 122.3 | 128.7 | +2.40 | |
| Ind Pen Overseas (z) | 511.9 | 538.8 | +2.90 | |
| Ind Pen Balanced (z) | 467.8 | 492.4 | +4.30 | |
| Ind Pen Cash (z) | 255.5 | 268.9 | +0.00 | |
| Ind Pen DAF Ser 2(z) | 146.3 | 153.9 | +0.00 | |
| Ind Pen DAF Ser 1(z) | 282.7 | 297.5 | +0.00 | |

**FS Assurance Limited**
190 West George St, Glasgow G2 2PA 041-332 6462

| | Bid | Offer | + or - | Yield |
|---|---|---|---|---|
| Pens Balncd Gth Fd Cp | 32.90 | 35.30 | | |
| Pens Balncd Gth Fd Ac | 37.70 | 40.50 | | |
| Cash Deposit Cap | 25.00 | 26.80 | | |
| Cash Deposit Accum | 28.60 | 30.70 | | |

**Family Assurance Society**
19 New Rd, Brighton BN1 1WS 0273 724570

| | Bid | Offer | + or - | Yield |
|---|---|---|---|---|
| Family A Managed | 450.51 | 459.70 | | |
| Family A Managed Ser 2 | 47.40 | 49.90 | | |
| Family B Managed | 286.05 | 291.89 | | |
| Family B Managed Ser 2 | 48.01 | 50.54 | | |
| Family C Brit | 256.04 | 261.27 | | |
| Family C Brit. Ser 2 | 47.77 | 50.29 | | |
| Family D Fixed Int | 231.17 | 235.89 | | |
| Family D Fxd Int Ser 2 | 47.50 | 50.00 | | |
| Family Capital Mngd | 267.39 | 272.85 | | |
| Family F Brit (I) | 139.13 | 141.97 | | |
| Family Growth Series 1 | 134.57 | 137.32 | | |
| Family Growth Series 2 | 71.73 | 75.51 | | |
| Fmly Concentrated Gth | 78.65 | 82.79 | | |
| Family Performance Fd | 79.59 | 83.78 | | |

**Framlington Life Insurance Ltd**
3 London Wall Buildings, EC2M 5NQ 01-628 5181

| | Bid | Offer | + or - | Yield |
|---|---|---|---|---|
| Pensions Managed Fund | 82.71 | 87.45 | +0.410 | |
| Pensions Cash Fund | 73.30 | 77.15 | +0.070 | |

**Friends' Provident**
Castle Street, Salisbury, Wilts SP1 3SH. 0722 336242
Life Funds

| | Bid | Offer | + or - | Yield |
|---|---|---|---|---|
| Managed (Mixed) | 193.5 | 203.7 | +1.2 | |
| UK Equity | 243.2 | 256.0 | +1.3 | |
| Stewardship | 239.0 | 251.6 | +1.5 | |
| Overseas Equity | 183.5 | 193.2 | +2.3 | |
| North American | 93.7 | 98.7 | +1.0 | |
| Pacific Basin | 108.4 | 114.1 | +1.1 | |
| European | 106.2 | 111.8 | +1.5 | |
| Property | 182.2 | 191.8 | | |
| Fixed Interest | 148.2 | 156.0 | +0.3 | |
| Index Linked | 114.3 | 120.4 | +0.6 | |
| Cash | 134.2 | 141.3 | | |
| Pension Funds (Accum Units) | | | | |
| Managed (Mixed) | 219.8 | 231.4 | | |
| UK Equity | 262.2 | 276.0 | | |
| Stewardship | 325.3 | 342.5 | | |
| Overseas Equity | 212.5 | 223.7 | | |
| North American | 99.0 | 104.3 | | |
| Pacific Basin | 109.2 | 115.0 | | |
| European | 97.4 | 102.5 | | |
| Property | 190.2 | 200.2 | | |
| Fixed Interest | 178.9 | 188.4 | | |
| Index Linked | 120.0 | 126.4 | | |
| Cash | 163.8 | 172.5 | | |
| Deposit | 102.4 | 107.8 | | |

Prices of Cap Uts and Mngd Pens Funds on request.

UK Provident Funds

| | Bid | Offer | + or - | Yield |
|---|---|---|---|---|
| Managed | 132.8 | 139.7 | +0.8 | |
| Property | 122.9 | 129.3 | | |
| UK Equity | 144.9 | 152.5 | +0.8 | |
| UK Fixed Interest | 116.0 | 122.1 | +0.4 | |
| Deposit | 116.4 | 122.5 | | |
| Index Linked | 112.7 | 118.7 | -0.6 | |
| North American | 117.0 | 123.2 | +1.2 | |
| Pacific Basin | 160.8 | 169.2 | +2.5 | |
| Pens Managed | 144.7 | 152.3 | +0.8 | |
| Pens Property | 141.9 | 149.3 | +0.1 | |
| Pens UK Equity | 155.4 | 163.5 | +0.9 | |
| Pens UK Fixed Interest | 130.8 | 137.6 | +0.7 | |
| Pens Deposit | 125.7 | 132.3 | | |
| Pens Index Linked | 129.0 | 135.7 | +0.8 | |
| Pens North American | 122.4 | 128.8 | +1.3 | |
| Pens Pacific Basin | 196.4 | 206.7 | +2.9 | |

**GT Management Ltd**
8th Floor, 8 Devonshire Sq, EC2 01-283 2575

| | Bid | Offer | + or - | Yield |
|---|---|---|---|---|
| GT Plan Bond Fund | 181.2 | 190.8 | +0.9 | |
| GT Pln High Yld Fnd | 268.6 | 282.8 | -1.8 | |
| GT Plan Far East Fnd | 243.9 | 256.8 | +2.1 | |
| GT Plan N Am Fund | 117.7 | 123.9 | +1.0 | |
| GT Pln UK&G.E. Fnd | 360.4 | 379.4 | -1.0 | |
| GT Pln Wrldwde Fnd | 277.4 | 292.1 | +1.7 | |
| GT Pension Bnd Fnd | 224.9 | 236.8 | +1.3 | |
| GT Pen High Yld Fd | 364.5 | 383.7 | -3.1 | |
| GT Pen Far East Fd | 368.9 | 388.4 | +3.8 | |
| GT Pen. N. Am. Fd | 181.0 | 190.6 | +1.9 | |
| GT Pen UK & G.E. Fd | 479.1 | 504.4 | -1.6 | |
| GT Pen Worldwide Fd | 329.5 | 346.9 | +2.1 | |

Prices for Accum Units only

**General Accident Linked Life Assurance(z) (1000)F**
2 Rougier Street, York YO1 1HR 0904 628982

| | Bid | Offer | + or - | Yield |
|---|---|---|---|---|
| Managed | 136.7 | 143.8 | +0.2 | |
| UK Equity | 194.1 | 204.2 | +0.1 | |
| Fixed Interest | 128.7 | 135.4 | +0.2 | |
| Index-Linked | 113.0 | 118.9 | +0.8 | |
| Cash Deposit | 120.3 | 126.5 | +0.1 | |
| Property | 141.3 | 148.6 | | |
| International | 115.0 | 121.0 | | |
| American | 87.0 | 91.5 | +0.7 | |
| Japan | 151.4 | 159.2 | +0.8 | |
| Japan Smaller Co's | 152.9 | 160.8 | +0.8 | |
| European | 103.8 | 109.1 | +0.3 | |
| Pacific | 108.8 | 114.4 | +0.6 | |
| Convertibles | 102.1 | 107.4 | -0.2 | |
| Pen Man Acc | 168.4 | 177.1 | +0.5 | |
| Pen UK Equity Acc | 228.9 | 240.8 | +0.3 | |
| Pen Fixed Int Acc | 145.8 | 153.3 | +0.2 | |
| Pen Ind-Linked Acc | 121.7 | 128.0 | +0.8 | |
| Pen Cash Dep Acc | 137.0 | 144.1 | +0.2 | |
| Pen Prop Acc | 156.6 | 164.7 | | |
| Pen Inter Acc | 133.3 | 140.2 | +0.1 | |
| Pen American Acc | 96.8 | 101.8 | +1.1 | |
| Pen Japan Acc | 187.9 | 197.7 | +1.5 | |
| Pen Jap Smr Co's Acc | 177.5 | 186.7 | +1.1 | |
| Pen European Acc | 109.7 | 115.4 | +0.7 | |
| Pens Pacific | 115.1 | 121.0 | +0.8 | |
| Pen Convert Bdes Acc | 102.5 | 107.7 | -0.3 | |
| Pen Bldg Soc Acc | 101.2 | 106.4 | +0.1 | |
| Pen Unitised WP Acc | 101.8 | 107.0 | +0.1 | |
| Pen All-Share Tracker | 107.2 | 112.7 | +0.6 | |

**General Portfolio Life Insce Plc**
General Portfolio House, Harlow, Essex 0279 626262
Life Funds

| | Bid | Offer | + or - | Yield |
|---|---|---|---|---|
| Portfolio Fd Acc | 511.2 | 511.2 | +4.2 | |
| Portfolio Inv. A | 511.1 | 538.1 | +4.3 | |
| UK Equity | 278.8 | 293.6 | +3.1 | |
| Overseas Equity | 161.8 | 170.4 | +1.0 | |
| Smaller Companies | 178.4 | 187.8 | +1.1 | |
| Far Eastern | 188.5 | 198.5 | +1.2 | |
| European | 139.6 | 139.7 | +0.8 | |
| North American | 102.4 | 107.9 | +0.6 | |
| Gilt Plus | 141.9 | 149.5 | +0.8 | |
| Fixed Int. Dep | 127.0 | 133.7 | | |
| Building Soc | 128.1 | 135.0 | | |
| Property | 219.7 | 231.3 | +1.3 | |
| Index-Linked Gilt | 118.7 | 125.0 | +0.2 | |
| Managed | 212.5 | 223.8 | +1.8 | |
| Int. Managed | 175.3 | 184.7 | +1.3 | |
| Gartmore | 116.5 | 122.7 | -0.6 | |
| Framlington | 132.6 | 139.6 | +1.1 | |
| Perpetual | 120.0 | 126.4 | +1.2 | |
| Fidelity | 138.8 | 146.3 | +1.2 | |
| Guinness Mahon | 89.1 | 93.9 | +0.2 | |
| Midland | 157.2 | 165.6 | +1.8 | |
| N.M. Rothschild | 108.6 | 114.4 | +0.9 | |
| High Street Equity | 106.4 | 112.1 | -1.6 | |
| High Income Equity | 94.0 | 99.0 | -1.0 | |
| Foreign & Colonial | 105.2 | 110.8 | +2.2 | |
| Inter. Global Cav | 100.3 | 105.7 | +0.1 | |
| R'child Mngd Curr | 96.9 | 102.1 | | |
| Berry Secure | 113.8 | 119.8 | +0.1 | |
| Berry Balanced | 115.5 | 121.7 | +1.0 | |
| Berry High Pfmnce | 98.5 | 103.8 | +0.7 | |
| Stewart Ivory | 101.8 | 107.2 | +0.9 | |
| Pension Funds | | | | |
| Pen UK Equity | 342.0 | 360.1 | +4.3 | |
| Pen Overseas Equity | 180.5 | 190.1 | +1.2 | |
| Pen Smaller Cos | 204.4 | 215.3 | +1.5 | |
| Pen Far Eastern | 223.8 | 235.7 | +1.6 | |
| Pen European | 146.1 | 153.9 | +0.8 | |
| Pen North American | 107.3 | 113.1 | +0.8 | |
| Pen Gilt Plus | 169.9 | 178.9 | +0.9 | |
| Pen Fixed Int Dep | 151.2 | 159.3 | | |
| Pen Bldg Soc | 156.1 | 164.4 | | |
| Pen Property | 265.3 | 279.4 | +4.7 | |
| Pen Index-Linked Gilt | 131.4 | 138.5 | +0.2 | |
| Pen Managed | 258.3 | 272.0 | +2.5 | |
| Pen Int Managed | 203.3 | 214.1 | +1.6 | |
| Pen Gartmore | 125.0 | 131.7 | -0.3 | |
| Pen Framlington | 146.8 | 154.6 | +1.4 | |
| Pen Perpetual | 126.3 | 133.1 | +1.5 | |
| Pen Fidelity | 149.6 | 157.6 | +1.4 | |
| Pen Guinness Mahon | 87.5 | 92.3 | +0.4 | |
| Pen Midland | 186.9 | 196.8 | +2.3 | |
| Pen N. M. Rothschild | 115.9 | 122.1 | +1.1 | |
| Pen High St Equity | 109.2 | 115.1 | +2.0 | |
| Pen Foreign & Colonial | 107.3 | 113.1 | +2.6 | |
| Pen Inter Global Curr | 105.1 | 108.6 | | |
| Pen R'child Mngd Curr | 97.7 | 102.9 | | |
| Pen Berry Secure | 125.5 | 132.2 | +0.2 | |
| Pen Berry Balanced | 120.3 | 126.8 | +1.2 | |
| Pen Berry High Pfmnce | 96.0 | 101.1 | +0.8 | |
| Pen Stewart Ivory | 103.3 | 108.9 | +1.2 | |

For other prices please telephone 0279 626262

**Assicurazioni GENERALI SpA**
117 Fenchurch St, London EC3M 5DY 01-488 0733

| | Bid | Offer | + or - | Yield |
|---|---|---|---|---|
| Hambro Generali Cash | 135.7 | 142.9 | | |
| Hambro Generali Prop | 180.8 | 190.4 | | |
| Hambros Canadian | 109.1 | 114.9 | | |
| Hambros Equity Inc | 146.8 | 154.6 | | |
| Hambros European | 111.9 | 117.8 | | |
| Hambros High Income | 198.2 | 208.7 | | |
| Hambros Jap & Far East | 275.3 | 184.6 | | |
| Hambros Nth American | 139.5 | 146.9 | | |
| Hambros Res & Assets | 160.8 | 169.3 | | |
| Hambros Scandinavian | 140.0 | 147.4 | | |
| Hambros Smaller Cos | 159.6 | 168.0 | | |
| Generali Intl Managed | 426.8 | 449.3 | | |
| Generali Int Mgd Pens | 184.8 | 194.5 | | |
| Generali Cash | 125.1 | 131.6 | | |

**Gresham Unit Assurance Ltd**
2-6 Prince of Wales Rd, Bournemouth 0202 752000
Gresham Series III

| | Bid | Offer | + or - | Yield |
|---|---|---|---|---|
| Balanced Fund | 97.7 | 102.9 | +0.2 | |
| Equity | 417.9 | 440.4 | | |
| European Growth | 81.2 | 85.6 | +0.9 | |
| Fixed Int | 168.0 | 177.0 | | |
| Global Growth | 102.5 | 108.0 | +1.4 | |
| Income (z) | 145.3 | 153.1 | -0.1 | |
| Intl Income | 95.4 | 100.5 | +0.4 | |
| Managed | 496.6 | 523.3 | +2.2 | |
| Money | 216.7 | 228.1 | +0.1 | |
| N. American Growth | 90.4 | 95.3 | +1.2 | |
| Property | 303.8 | 320.1 | | |
| UK Growth | 105.0 | 110.6 | +0.8 | |
| Gresham/Framlington Series III | | | | |
| American & Gen | 246.8 | 260.1 | +2.1 | |
| Capital | 492.9 | 519.4 | +1.0 | |
| European | 117.0 | 123.3 | +1.2 | |
| Financial | 94.7 | 99.8 | +1.0 | |
| Income Trust | 526.3 | 554.6 | -2.1 | |
| Intl Growth | 281.8 | 296.9 | +1.4 | |
| Japan & Gen | 224.3 | 236.4 | +2.6 | |
| Recovery | 348.3 | 367.0 | +1.2 | |
| Smaller Co's Fd | 118.1 | 124.4 | +0.8 | |
| Gresham Series II | | | | |
| Balanced Fund | 97.7 | 102.9 | +0.2 | |
| Equity | 413.8 | 436.0 | | |
| European Growth | 81.9 | 86.3 | +0.8 | |
| Fixed Interest | 166.2 | 175.1 | | |
| Global Growth | 101.6 | 107.1 | +1.5 | |
| Income | 144.3 | 152.1 | -0.1 | |
| International Inc | 96.2 | 101.4 | +0.5 | |
| Managed | 491.8 | 518.2 | +2.2 | |
| Money | 216.7 | 228.1 | +0.1 | |
| Nth American Grwth | 90.60 | 95.5 | +1.1 | |
| Property | 298.9 | 315.0 | | |
| UK Growth | 104.9 | 110.5 | +0.7 | |
| Gresham/Framlington Series II | | | | |
| American & General | 246.7 | 260.0 | +2.1 | |
| Capital | 487.5 | 513.7 | +1.0 | |
| European | 116.9 | 123.2 | +1.2 | |
| Financial | 94.4 | 99.5 | +1.0 | |
| Income Trust | 521.0 | 549.0 | -2.0 | |
| International Grwth | 281.7 | 296.8 | +1.4 | |
| Japan & General | 224.2 | 236.2 | +2.5 | |
| Recovery | 348.2 | 366.9 | +1.3 | |
| Smaller Co's Fd | 118.1 | 124.4 | +0.8 | |
| Gresham Pensions | | | | |
| Equity | 330.1 | 347.8 | +11.0 | |
| Fixed Interest | 300.9 | 317.1 | +11.8 | |
| High Yield | 347.1 | 365.8 | +10.3 | |
| Managed | 560.3 | 590.4 | +14.3 | |
| Money | 217.3 | 228.7 | +0.4 | |
| Property | 299.8 | 315.9 | | |

**Growth & Sec. Life Assce. Soc. Ltd**
Mill Green Rd, Haywards Hth, W. Sussex 0444 413307

| | Bid | Offer | + or - | Yield |
|---|---|---|---|---|
| Flexible Finance | | 218.93 | | |
| Landbank Secs | | 78.84 | | |
| Landbank Secs Acc | 287.34 | 294.71 | | |
| G. & S. Super Fd | | 16.6651 | | |

**Guardian Royal Exchange**
Royal Exchange, EC3 01-283 7101
Guardian Assurance

| | Bid | Offer | + or - | Yield |
|---|---|---|---|---|
| Property Bonds | 671.4 | 699.3 | | |
| Choices Wth-Pfts Lp-tm | 102.5 | 107.9 | +0.1 | |
| Choices Wth-Pfts St-tm | 101.0 | 106.3 | | |
| Choices Managed | 125.3 | 131.9 | -0.9 | |
| Choices Equity | 126.5 | 133.2 | -1.7 | |
| Choices Fixed Int | 104.8 | 110.3 | -0.5 | |
| Choices Intl | 114.0 | 120.0 | +0.6 | |
| Choices Nth Amer | 120.0 | 126.3 | +0.4 | |
| Choices Pacific | 108.5 | 114.2 | +0.4 | |
| Choices European | 120.7 | 127.1 | -0.1 | |
| Choices Property | 116.8 | 123.0 | | |
| Choices Index-Lkd | 113.4 | 119.4 | +0.3 | |
| Choices Bldg Soc | 101.9 | 107.3 | +0.1 | |
| Choices Deposit | 102.6 | 108.0 | +0.1 | |
| GRE Linked Life Assurance Ltd | | | | |
| Managed Initial | 360.6 | 379.6 | -5.2 | |
| Do. Accum | 451.1 | 474.8 | -6.5 | |
| Equity Initial | 567.5 | 597.4 | -8.9 | |
| Do. Accum | 709.9 | 747.3 | -11.0 | |
| Fixed Int. Initial | 280.0 | 294.8 | -0.8 | |
| Do. Accum | 350.3 | 368.7 | -1.0 | |
| Intnl. Initial | 325.9 | 343.0 | +2.6 | |
| Do. Accum | 407.6 | 429.0 | +3.3 | |
| North American Initial | 101.6 | 107.0 | +0.9 | |
| Do. Accum | 115.7 | 121.8 | +1.0 | |
| Pacific Initial | 208.4 | 219.4 | +2.2 | |
| Do. Accum | 235.0 | 247.4 | +2.5 | |
| European Initial | 71.8 | 75.6 | -0.4 | |
| Do. Accum | 74.5 | 78.5 | -0.4 | |
| Property Initial | 197.6 | 208.0 | | |
| Do. Accum | 247.1 | 260.1 | | |
| Index-Linked Gilt Init | 113.2 | 119.2 | +0.5 | |
| Do. Accum | 128.9 | 135.7 | +0.6 | |
| Deposit Initial | 150.1 | 158.1 | +0.2 | |
| Deposit Accum | 187.8 | 197.7 | +0.2 | |
| GRE Pensions Management Ltd | | | | |
| Pens. Managed Initial | 440.7 | 463.9 | -6.7 | |
| Pens. Managed Acc | 538.8 | 567.2 | -8.0 | |
| Pens. Equity Initial | 610.0 | 642.2 | -7.5 | |
| Pens. Equity Acc | 745.8 | 785.1 | -9.0 | |
| Pens. Fxd.Int. Initial | 326.0 | 343.1 | -0.6 | |
| Pens. Fixed Int. Acc | 398.5 | 419.5 | -0.6 | |
| Pens. Int'l Initial | 327.2 | 344.4 | +2.4 | |
| Pens. Int'l. Acc | 400.0 | 421.0 | +2.9 | |
| Pens. Prp. Initial | 251.1 | 264.4 | | |
| Pens. Prp. Acc | 306.9 | 323.1 | | |
| Pens. Ind-Lkd. Gilt In | 143.5 | 151.1 | +0.5 | |
| Pens. Ind-Lkd. Gt.Ac | 163.4 | 172.0 | +0.6 | |
| Pens. Dep. Initial | 209.2 | 220.3 | +0.2 | |
| Pens. Dep. Acc | 255.8 | 269.3 | +0.2 | |

**Hearts of Oak Insurance Group**
84 Kingsway, London WC2B 6NF 01-404 0393

| | Bid | Offer | + or - | Yield |
|---|---|---|---|---|
| HOBS Prop Fund | 62.9 | 65.9 | | |
| HOBS Prop Pens Fund | 63.0 | 65.9 | | |
| HOBS Managed Fund | 216.1 | 229.7 | | |
| HOBS Pens Man Fund | 165.8 | 174.4 | | |
| HOBS Tax Exempt Fund | 109.0 | 115.5 | | |
| HOBS P.P. Man Fund | 106.6 | 112.2 | | |
| HOBS App Man Fund | 52.7 | 55.3 | | |
| LANMAS Equity Fd | 118.1 | 125.4 | | |

**Henderson Administration (z)**
3 Finsbury Ave, London, EC2 M2PA 01-638 5757

| | Bid | Offer | + or - | Yield |
|---|---|---|---|---|
| High Income | 346.1 | 365.3 | +4.7 | |
| Fixed Interest | 87.8 | 92.7 | +0.1 | |
| Cap Growth | 324.8 | 342.9 | +4.7 | |
| Technology | 135.2 | 142.7 | +0.5 | |
| Nat. Resources | 106.7 | 112.7 | -0.7 | |
| Special Situations | 287.7 | 303.7 | +2.8 | |
| N. America | 209.1 | 220.7 | +0.2 | |
| Far East | 377.2 | 398.2 | +3.1 | |
| Managed | 338.8 | 357.6 | +2.8 | |
| Deposit | 153.7 | 161.8 | +0.3 | |
| Prime Res | 165.9 | 174.7 | | |
| Managed Currency | 117.4 | 124.0 | +0.2 | |
| Global Health Care | 133.0 | 140.4 | +0.7 | |
| European | 164.0 | 173.1 | +1.8 | |
| Property Share | 290.0 | 306.2 | +3.1 | |
| Japan Fund | 121.7 | 128.5 | +1.1 | |
| Global Resources | 67.5 | 71.3 | -0.4 | |
| Pension Funds | | | | |
| UK Equity | 303.1 | 319.9 | +5.1 | |
| Fixed Interest | 201.4 | 212.6 | +0.3 | |
| Special Sits | 244.3 | 257.9 | +2.6 | |
| N American | 125.9 | 132.9 | +0.2 | |
| Far East | 314.1 | 331.6 | +2.7 | |
| Managed | 264.2 | 278.9 | +2.8 | |
| Prime Res | 193.1 | 203.3 | | |
| Deposit | 169.4 | 178.4 | +0.5 | |
| European Pension Fund | 183.2 | 193.4 | +2.1 | |

Capital units prices available on request.

**Hill Samuel Life Assur. Ltd (z)**
NLA Tower, Addiscombe Rd, Croydon 01-686 4355

| | Bid | Offer | + or - | Yield |
|---|---|---|---|---|
| Security Fund (z) | 329.8 | 347.2 | -1.8 | 0.0 |
| British Fund (z) | 308.0 | 324.3 | -1.5 | |
| International Fund (z) | 307.9 | 324.2 | +2.0 | |
| Dollar Fund (z) | 208.0 | 219.0 | +2.0 | |
| Capital Fund (z) | 299.4 | 315.2 | -1.0 | |
| Income Fund (z) | 417.2 | 439.2 | -3.0 | |
| Property Series A (z) | 366.9 | 386.3 | +0.0 | |
| Property Units (z) | 642.3 | 674.5 | +0.0 | |
| Financial Fund (z) | 287.6 | 302.8 | -0.9 | |
| Managed Series A (z) | 357.3 | 376.2 | -1.6 | |
| Managed Series C (z) | 239.3 | 251.9 | -1.3 | |
| Managed Units (z) | 629.2 | 662.4 | -2.9 | |
| High Yield Fund (z) | 391.2 | 411.8 | -2.2 | |
| Money Series A (z) | 194.6 | 204.9 | +0.0 | |
| Money Units (z) | 251.7 | 265.0 | +0.0 | |
| Equity Fund (z) | 395.4 | 416.3 | -2.0 | 0 |
| Fixed Intl Fund (z) | 233.3 | 245.6 | +0.2 | |
| Indexed Sec. Fd (z) | 124.5 | 131.1 | +0.0 | |
| European Fund (z) | 405.1 | 426.5 | +2.7 | |
| Natural Resrcs. Fd (z) | 195.1 | 205.4 | +0.8 | |
| Far East Fund (z) | 420.8 | 443.0 | +2.3 | |
| Smaller Cos. (z) | 410.7 | 432.4 | +1.1 | |
| Spec. Sits Fund (z) | 326.1 | 343.3 | -1.6 | |
| Mangd. Crncy Fund (z) | 168.9 | 177.8 | +0.0 | |
| Japan Tech (z) | 205.4 | 216.3 | +0.9 | |
| Global Bond Fund (z) | 112.8 | 118.8 | -2.1 | |
| US Smaller Co's | 96.6 | 101.7 | +0.9 | |
| Pension Fund Prices | | | | |
| Property Acc | 512.2 | 539.2 | | |
| Property Cap | 345.1 | 363.3 | | |
| Property Ser Acc | 245.9 | 258.9 | | |
| Property Ser B | 187.3 | 197.2 | | |
| Property Ser Cap | 204.9 | 215.7 | | |
| Managed Acc | 850.0 | 894.8 | | |
| Managed Cap | 555.3 | 584.6 | | |
| Managed Ser Acc | 212.4 | 223.6 | | |
| Managed Ser B | 112.9 | 118.9 | | |
| Managed Ser Cap | 182.1 | 191.7 | | |
| Guaranteed Acc | 333.8 | 351.4 | | |
| Guaranteed Cap | 218.5 | 230.0 | | |
| Guaranteed Ser Acc | 145.1 | 152.8 | | |
| Guaranteed Ser B | 99.9 | 105.2 | | |
| Guaranteed Ser Cap | 123.8 | 130.4 | | |
| Equity Acc | 678.0 | 713.7 | | |
| Equity Cap | 466.8 | 491.4 | | |
| Equity Ser Acc | 221.5 | 233.2 | | |
| Equity Ser B | 107.8 | 113.5 | | |
| Equity Ser Cap | 187.8 | 197.7 | | |
| Fixed Int Acc | 365.7 | 385.0 | | |
| Fixed Int Cap | 252.1 | 265.4 | | |
| Fixed Int Ser Acc | 160.2 | 168.7 | | |
| Fixed Int Ser B | 101.5 | 106.9 | | |
| Fixed Int Ser Cap | 139.5 | 146.9 | | |
| Indexed Secs Acc | 142.1 | 149.6 | | |
| Indexed Secs Cap | 109.5 | 115.3 | | |
| Indexed Secs Ser Acc | 133.3 | 140.4 | | |
| Indexed Secs Ser B | 104.3 | 109.8 | | |
| Indexed Secs Ser Cap | 113.8 | 119.8 | | |
| Intl. Ser Acc | 187.3 | 197.2 | | |
| Intl. Ser B | 107.7 | 113.4 | | |
| Intl. Ser Cap | 159.0 | 167.4 | | |
| Dollar Ser Acc | 131.8 | 138.8 | | |
| Dollar Ser B | 104.7 | 110.3 | | |
| Dollar Ser Cap | 113.3 | 119.3 | | |
| European Ser Acc | 234.4 | 246.8 | | |
| European Ser B | 116.0 | 122.2 | | |
| European Ser Cap | 200.4 | 211.0 | | |
| Far East Ser Acc | 222.9 | 234.7 | | |
| Far East Ser B | 112.3 | 118.3 | | |
| Far East Ser Cap | 186.7 | 196.6 | | |
| Man Curr Ser Acc | 146.8 | 154.6 | | |
| Man Curr Ser B | 93.4 | 98.4 | | |
| Man Curr Ser Cap | 126.5 | 133.2 | | |
| Building Soc Ser Acc | 157.1 | 165.4 | | |
| Building Soc Ser B | 101.8 | 107.2 | | |
| Building Soc Ser Cap | 134.2 | 141.3 | | |
| Smaller Co's Ser A | 111.7 | 117.6 | | |
| Smaller Co's Ser B | 102.3 | 107.7 | | |
| Smaller Co's Ser C | 102.2 | 107.6 | | |
| US Smaller Co's Ser A | 120.0 | 126.4 | | |
| US Smaller Co's Ser B | 112.1 | 118.0 | | |
| US Smaller Co's Ser C | 112.0 | 117.9 | | |
| Investment Tst Ser A | 103.8 | 109.3 | | |
| Investment Tst Ser B | 99.9 | 105.2 | | |
| Investment Tst Ser C | 99.9 | 105.2 | | |

**Homeowners Friendly Society**
PO Box 94, Springfield Ave, Harrogate 0423 67355

| | Bid | Offer | + or - | Yield |
|---|---|---|---|---|
| HFS Managed Fd 1 | 107.7 | 113.4 | | |
| HFS Managed Fd 3 | 108.7 | 114.4 | | |
| HFS Tax Exempt Mngd Fd 3 | 106.1 | 111.6 | | |
| MarketMaster Managed Savings Plan | | | | |
| HFS Managed Fd 1 | 107.7 | 113.4 | | |
| HFS Tax Exempt Mngd Fd 1 | 104.5 | 110.0 | | |

**Ideal Insurance Co Ltd**
Moor Green Lane, Birmingham B13 8NG 021 449 4101
Managed Fd | 109.5 | 115.0 | | 

Imperial Trident Life Ltd Co see Laurentian Life

**Interlife Assurance Co Ltd**
149-151 High Rd, Chadwell Hth RM6 6PJ 01-597 7566

| | Bid | Offer | + or - | Yield |
|---|---|---|---|---|
| Managed Fund | 94.2 | 99.2 | -1.0 | |
| Pension Mngd Fd | 90.2 | 95.0 | +1.4 | |

**Irish Life Assurance Co Plc**
Longbow House, 20 Chiswell St, EC1 01-638 1731

| | Bid | Offer | + or - | Yield |
|---|---|---|---|---|
| Global Managed | 347.5 | 365.8 | +2.7 | |
| Global Equity | 388.7 | 409.2 | +3.7 | |
| Global Fixed Interest | 327.5 | 344.7 | +1.2 | |
| Global Property | 197.4 | 207.8 | | |
| Global Cash | 143.8 | 151.4 | +0.1 | |
| Universal Security | 118.2 | 124.4 | +0.3 | |
| Universal Balanced | 114.0 | 120.0 | +0.9 | |
| Universal Opprtny | 116.1 | 122.2 | +0.8 | |
| Universal UK Equity | 83.90 | 88.3 | +0.8 | |
| Universal Euro Equity | 109.5 | 115.10 | +0.6 | |
| Universal N. Amer | 101.3 | 106.6 | -0.4 | |
| Universal Japanese | 129.6 | 136.4 | -0.9 | |
| Universal Pacific | 96.80 | 101.9 | -0.4 | |
| Univ Intl Spec Sit | 115.7 | 121.8 | -0.7 | |
| Univ Intl Fxd Int | 129.2 | 136.0 | +0.4 | |
| Universal Property | 97.0 | 102.1 | +0.8 | |
| Universal Cash | 103.9 | 109.4 | +0.1 | |
| Managed Pen Ser 2 | 517.8 | 545.0 | | |
| Equity Pen. Series 2 | 613.0 | 645.3 | | |
| Gilt Edged Pen. Ser. 2 | 418.1 | 440.1 | | |
| Property Pen. Ser 2 | 224.3 | 236.1 | | |
| Cash Pension Series 2 | 198.8 | 209.3 | | |
| Security Man Pen Ser 3 | 112.6 | 118.5 | | |
| Bal Man Pen Ser 3 | 549.6 | 578.5 | | |
| Opp Man Pen Ser 3 | 101.9 | 107.3 | | |
| UK Equity Pen Ser 3 | 600.1 | 631.7 | | |
| Intl Equity Pen Ser 3 | 669.9 | 705.2 | | |
| Fixed Int Pen Ser 3 | 418.1 | 440.1 | | |
| Property Pen Ser 3 | 224.3 | 236.1 | | |
| Deposit Pen Ser 3 | 198.8 | 209.3 | | |

**The LAS Group**
10 George St, Edinburgh 031-225 8494
LAS Investment Assurance

| | Bid | Offer | + or - | Yield |
|---|---|---|---|---|
| Managed Fund | 230.7 | 242.9 | +1.5 | |
| UK Equity | 375.8 | 395.6 | -1.5 | |
| Property | 272.1 | 286.5 | +0.1 | |
| Money Market | 171.2 | 180.3 | +0.1 | |
| Fixed Int | 209.1 | 220.2 | +0.1 | |
| Guaranteed | 098.8 | 104.1 | +0.3 | |
| Japan | 345.9 | 364.2 | +3.1 | |
| North America | 106.3 | 111.9 | +1.0 | |
| International | 201.3 | 211.9 | +1.6 | |
| European | 140.2 | 147.6 | +1.1 | |
| Far East | 105.1 | 110.7 | +0.8 | |
| Special Situations | 84.4 | 88.9 | +0.9 | |
| Pension Funds | | | | |
| Managed | 156.4 | 164.7 | | |
| International | 140.8 | 148.3 | | |
| Property | 147.4 | 155.2 | | |
| Money Market | 148.6 | 156.5 | | |
| Fixed Interest | 156.1 | 164.4 | | |
| UK Equity | 247.2 | 260.3 | | |
| North America | 101.3 | 106.7 | | |
| Japan | 183.5 | 193.2 | | |
| European | 149.5 | 157.4 | | |
| Far East | 79.6 | 83.8 | | |
| Broker Life Funds | | | | |
| Carden Martin World'd | 110.8 | 116.7 | | |
| Dowry Investment | 101.2 | 106.6 | | |
| EP Ward Disc | 138.9 | 146.3 | | |
| Fraser Japan & General | 23.8 | 25.1 | | |
| Pace Managed | 98.9 | 104.2 | | |
| Poole Callaghan | 99.0 | 104.3 | | |
| RLF Int'l Man Fund | 96.8 | 101.9 | | |
| Shields Financial | 76.0 | 80.0 | | |
| Stewart Short Scarpio | 72.6 | 76.5 | | |
| PIMS | 81.1 | 85.4 | | |
| David Trodd Fin Servs | 105.4 | 111.0 | | |

**Lancashire & Yorkshire Assce Society**
Moorgate Hall, Moorgate Rd, Rotherham 0709-829191

| | Bid | Offer | + or - | Yield |
|---|---|---|---|---|
| Capital Secure | 198.48 | 202.53 | | |
| Balanced Portfolio | 113.01 | 115.32 | | |
| Unit Builder | 81.50 | 83.16 | | |

**Laurentian Life plc**
Barnwood, Gloucester GL4 7RZ 0452 371371
Life Funds
—formerly Imperial Life Assurance Co of Canada

| | Bid | Offer | + or - | Yield |
|---|---|---|---|---|
| Growth Fund | 323.5 | 351.6 | +4.6 | |
| Managed Fd | 275.0 | 289.5 | +1.6 | |
| Fixed Int. Fd | 264.1 | 278.1 | +0.9 | |
| Secure Cap. Fd | 194.4 | 204.7 | +0.2 | |
| Equity Fd | 796.5 | 838.4 | +11.1 | |
| Property Fd | 231.6 | 243.8 | | |
| —formerly Imperial Life (UK) | | | | |
| Managed Fd | 180.8 | 190.3 | +1.1 | |
| Gilt-Edged Fd | 149.1 | 157.0 | +0.5 | |
| Property Fd | 195.0 | 205.4 | | |
| High Yield Fd | 236.5 | 248.9 | +2.3 | |
| Money Mkt. Fd | 130.4 | 137.3 | +0.1 | |
| Ind-Link Gilt Fd | 126.7 | 133.4 | +0.5 | |
| UK Equity Fd | 293.1 | 308.5 | +3.6 | |
| Intl. Equity Fd | 197.4 | 207.9 | +0.8 | |
| Japan Fund | 226.4 | 238.3 | +2.1 | |
| N. America Fd | 103.1 | 108.5 | +0.5 | |
| —formerly Trident Life | | | | |
| Managed | 350.0 | 368.5 | +2.1 | |
| Gtd. Mngd | 345.2 | 363.5 | +1.0 | |
| Property | 413.4 | 435.2 | | |
| American | 240.5 | 253.2 | +2.1 | |
| UK Equity Fund | 454.9 | 478.9 | +6.3 | |
| High Yield | 513.6 | 540.7 | +5.0 | |
| Gilt Edged | 292.3 | 307.7 | +0.9 | |
| Money | 272.0 | 286.4 | +0.2 | |
| International | 276.0 | 290.6 | +1.0 | |
| Henderson Active | 149.3 | 157.3 | +1.2 | |
| Perpetual Active | 160.0 | 168.5 | +0.6 | |
| Tri. Inv. Bond | 153.4 | 161.6 | +2.5 | |
| Fiscal | 339.3 | 357.3 | +2.7 | |
| Growth Cap | 310.9 | 327.4 | +1.7 | |
| Growth Acc | 418.2 | 440.3 | +2.4 | |
| Active Growth | 105.0 | 110.5 | +0.8 | |
| Pension Funds | | | | |
| Managed Retirement Fd | 115.9 | 122.0 | +0.6 | |
| —formerly Imperial Life Assurance Company of Canada | | | | |
| Pens Mn Fd Series 1 | 308.0 | 334.9 | +2.5 | |
| Pens Mn Fd Series 2 | 308.1 | 324.3 | +2.4 | |
| Pens Property Fd | 184.6 | 194.3 | | |
| Pens Gilt-Edged Fd | 154.0 | 162.1 | +0.5 | |
| Pens Ind-Link Fd | 132.0 | 138.9 | +0.5 | |
| Pens Money Mkt Fd | 135.7 | 142.9 | | |
| Pens UK Equity Fd | 280.8 | 295.6 | +2.2 | |
| Pens Intl Fd | 326.1 | 343.4 | +1.8 | |
| Pens Mngr Rate Gtee Fd | 242.2 | 254.9 | +0.1 | |
| —formerly Trident Life | | | | |
| Pens Equity Acc | 588.5 | 619.6 | +4.6 | |
| Pens Mngd | 564.4 | 594.2 | +4.8 | |
| Pens Gilt Edged | 375.0 | 394.8 | +1.2 | |
| Pens Dep | 328.0 | 345.3 | | |
| Pens Pty | 482.7 | 508.2 | | |
| Swiss Bond Fund | 154.1 | 162.3 | -0.2 | |
| Woolwich Fund | 175.5 | 184.8 | | |
| Henderson Pens | 165.8 | 174.6 | +2.3 | |
| Perpetual Pens | 206.0 | 217.0 | +2.7 | |

**Legal & General (Unit Assur) Ltd**
2 Montefiore Road, Hove, BN3 1SE 0273 724588

| | Bid | Offer | + or - | Yield |
|---|---|---|---|---|
| British Opportunities | 104.7 | 110.3 | | |
| Do. Accum | 108.8 | 114.6 | | |
| Builds. Soc. Linked | 111.6 | 116.9 | | |
| Do. Accum | 126.8 | 133.5 | | |
| Cash Initial | 135.9 | 143.1 | | |
| Do. Accum | 195.8 | 206.2 | | |
| Equity Initial | 447.4 | 471.0 | | |
| Do. Accum | 644.6 | 678.6 | | |
| European Initial | 109.4 | 115.2 | | |
| Do. Accum | 121.9 | 128.4 | | |
| Far Eastern | 231.1 | 243.3 | | |
| Do. Accum | 257.6 | 271.2 | | |
| Fixed Initial | 264.3 | 278.3 | | |
| Do. Accum | 380.7 | 400.8 | | |
| Index Linked Gilt | 104.6 | 110.2 | | |
| Do. Accum | 128.5 | 135.3 | | |
| Intl. Initial | 267.8 | 281.9 | | |
| Do. Accum | 379.9 | 399.9 | | |
| Managed Initial | 340.2 | 358.2 | | |
| Do. Accum | 490.1 | 515.9 | | |
| North American | 124.4 | 131.0 | | |
| Do. Accum | 138.7 | 146.1 | | |
| Property Initial | 204.6 | 215.4 | | |
| Do. Accum | 294.8 | 310.4 | | |
| W'wide Opps Accum | 101.0 | 106.4 | | |

**Legal & General (Unit Pensions) Ltd**
Kingswood House, Kingswood, Tadworth, Surrey 0737 370370

| | Bid | Offer | + or - | Yield |
|---|---|---|---|---|
| Ex. Bldg. Soc. Lnkd | 124.2 | 130.8 | | |
| Do. Accum | 142.1 | 149.6 | | |
| Exempt Cash Init | 220.5 | 232.2 | | |
| Do. Accum | 318.6 | 335.4 | | |
| Exempt Eqty. Init | 747.8 | 787.2 | | |
| Do. Accum | 1080.2 | 1137.1 | | |
| Exempt Euro Init | 118.7 | 125.0 | | |
| Do. Accum | 131.9 | 138.9 | | |
| Exempt Far East Init | 272.9 | 287.3 | | |
| Do. Accum | 303.2 | 319.2 | | |
| Exempt Fixed Init | 383.0 | 403.2 | | |
| Do. Accum | 553.3 | 582.5 | | |
| Ex. Index Lnk. Gilt | 117.4 | 123.6 | | |
| Do. Accum | 144.9 | 152.6 | | |
| Exempt Intl. Initial | 211.5 | 222.7 | | |
| Do. Accum | 274.1 | 288.6 | | |
| Exempt Mngd. Init | 544.2 | 572.9 | | |
| Do. Accum | 786.1 | 827.5 | | |
| Exempt N. Amer. Init | 150.5 | 158.5 | | |
| Do. Accum | 167.1 | 175.9 | | |
| Exempt Prop. Init | 243.3 | 256.2 | | |
| Do. Accum | 351.4 | 369.9 | | |
| Sp. Deposit Init | 164.8 | 173.5 | | |
| Do. Accum | 211.3 | 222.5 | | |
| Index Fund Init | 90.3 | 95.1 | | |
| Do. Accum | 95.4 | 100.5 | | |
| Aggressive Growth Init | 95.4 | 100.5 | | |
| Do. Accum | 95.4 | 100.5 | | |

Prices for Series 2 Pensions. For other prices Tel. 0737 370370

**Liberty Life Assurance Co Ltd**
Station Rd, New Barnet 01-440 8210

| | Bid | Offer | + or - | Yield |
|---|---|---|---|---|
| Sel Sec A | 35.10 | 36.95 | | |
| Managed | 29.25 | 30.80 | | |
| Equity | 25.05 | 26.37 | | |
| Blue Chip | 35.65 | 37.53 | | |
| Special Sits | 34.80 | 36.64 | | |
| International | 35.78 | 37.67 | | |
| European Fund | 09.83 | 10.35 | | |
| American | 20.23 | 21.30 | | |
| Pacific | 38.66 | 40.70 | | |
| Property | 33.98 | 35.77 | | |
| Fixed Yield | 25.41 | 26.75 | | |
| Indexed Linked Secs | 13.27 | 13.97 | | |
| Intnl Currency | 17.45 | 18.37 | | |
| Deposit | 20.72 | 21.82 | | |

**London A'deen & Nthn. Mtl. Assur. Ltd**
(see Hearts of Oak Insurance Group)

**London Indemnity & Gnl. Ins. Co Ltd**
18-20 The Forbury, Reading 583511

| | Bid | Offer | + or - | Yield |
|---|---|---|---|---|
| Money Mgr Feb 01 | 132.2 | 142.1 | | |
| MM Flexible Feb 06 | 110.5 | 118.5 | +0.1 | |

**London Life**
100 Temple St, Bristol BS1 6EA 0272-279179
Assurances

| | Bid | Offer | + or - | Yield |
|---|---|---|---|---|
| Equity | | 591.9 | | |
| Fixed Int | | 256.6 | | |
| Property | | 303.4 | | |
| Deposit | | 195.4 | | |
| Mixed | | 387.2 | | |
| Index Stock | | 138.0 | | |
| International | | 180.2 | | |
| Assurances-Series A | | | | |
| Equity (A) | | 138.6 | | |
| Fixed Interest (A) | | 114.9 | | |
| Property (A) | | 134.6 | | |
| Deposit (A) | | 115.9 | | |
| Mixed (A) | | 128.4 | | |
| Index Stock (A) | | 109.0 | | |
| International (A) | | 113.6 | | |
| Pensions | | | | |
| Equity (P) | | 498.4 | | |
| Fixed Int. (P) | | 307.0 | | |
| Property (P) | | 252.6 | | |
| Deposits (P) | | 200.5 | | |
| Mixed (P) | | 335.1 | | |
| Index Stock (P) | | 150.0 | | |
| International (P) | | 197.7 | | |

**London & Manchester Group**
Winslade Pk, Exeter EX5 1DS 0392 52155

| | Cap | Acc | + or - | Ind M/C |
|---|---|---|---|---|
| Investment Trust Fd (z) | 453.5 | 591.3 | +5.3 | 662.6 |
| Property Fd (z) | 169.7 | 216.9 | +0.0 | 240.5 |
| Fixed Interest Fd (z) | 167.6 | 213.2 | +1.0 | 229.4 |
| Equity Fd (z) | 236.0 | 301.3 | +2.2 | 319.8 |
| International Fd (z) | 178.4 | 227.3 | +0.5 | 240.7 |
| American Fd (z) | 88.8 | 111.7 | +0.1 | 116.8 |
| Japan Fd (z) | 200.3 | 227.5 | +1.1 | 238.3 |
| European Fd (z) | 94.9 | 105.4 | +0.0 | 108.9 |
| Gtd Deposit Fd (z) | 151.1 | 191.4 | +0.1 | 202.7 |
| Flexible Fd (z) | 271.4 | 347.5 | +2.3 | 381.0 |
| Moneymaker Fd (z) | | 288.0 | +1.8 | |
| Capital Growth Fd (z) | | 920.4 | +6.4 | |
| Exempt Inv Tst Fd (z) | 898.4 | 1219.2 | +11.4 | |
| Exempt Inv Nom Sts (z) | | 1164.6 | +10.9 | 1270.3 |
| Exempt Prty Fd (z) | 288.0 | 392.0 | +0.2 | |
| Exempt Prty Nom Sts (z) | | 373.9 | +0.1 | 407.2 |
| Exempt Fixed Int Fd (z) | 142.2 | 192.7 | +1.0 | |
| Exempt Equity Fd (z) | 252.5 | 342.0 | +5.7 | |
| Exempt Gtd Dep Fd (z) | 132.3 | 178.9 | +0.2 | |
| Exempt Flex Fd (z) | 439.0 | 595.9 | +6.3 | |
| Exempt Flex Nom Sts (z) | | 569.0 | +6.0 | 619.4 |
| Exempt Mixed Fd (z) | 201.8 | 235.5 | +2.5 | |

**M & G Life and M & G Pensions**
Victoria Road, Chelmsford, CM1 1FB 0245 266266

| | Bid | Offer | + or - | Yield |
|---|---|---|---|---|
| Amer Bond (Acc) | 215.1 | 226.0 | +2.3 | |
| Amer Rec Bond (Acc) | 258.7 | 271.7 | +3.0 | |
| Amer Smlr Co Bd (Acc) | 96.5 | 101.4 | +1.1 | |
| Australasian Bd (Acc) | 154.2 | 162.0 | | |
| Commodity Bond (Acc) | 181.0 | 190.2 | +3.0 | |
| Deposit Bond (Acc) | 244.3 | 256.6 | +0.0 | |
| Equity Bond (Acc) | 853.4 | 896.1 | +10.8 | |
| Equity Bond Bonus | 344.6 | 361.9 | +4.3 | |
| European Bond (Acc) | 192.3 | 202.1 | +0.2 | |
| Extra Yld Bd (Acc) | 453.3 | 476.1 | +5.3 | |
| Far Eastern Bond (Acc) | 152.7 | 160.4 | +1.2 | |
| Gilt Bond (Acc) | 279.2 | 293.2 | +1.3 | |
| Gold Bond (Acc) | 92.5 | 97.3 | -0.2 | |
| High Yield Bond (Acc) | 289.3 | 303.9 | +2.5 | 5.86 |
| Index-Linked Gt Bd (Acc) | 141.2 | 148.4 | +0.3 | |
| Internl Bond (Acc) | 435.0 | 456.8 | +1.6 | |
| Internl Inc Bond (Acc) | 140.6 | 147.5 | +1.7 | |
| Japan Bond (Acc) | 280.4 | 294.5 | +0.3 | |
| Japan Smaller Co (Acc) | 209.0 | 219.6 | +1.0 | |
| Managed Bond (Acc) | 536.2 | 563.2 | +3.2 | |
| Property Bond (Acc) | 344.8 | 362.2 | | |
| Recovery Bond (Acc) | 452.4 | 475.1 | +4.0 | |
| Smaller Co's Bond | 127.2 | 133.6 | +1.2 | |

**M & G Life and M & G Pensions – Contd.**
Pensions Funds

| | Bid | Offer | + or - | Yield |
|---|---|---|---|---|
| American (Cap) | 283.8 | 298.1 | +5.4 | |
| American (Acc) | 425.8 | 447.2 | +5.2 | |
| Building Soc (Cap) | 102.2 | 107.5 | +0.1 | |
| Building Soc (Acc) | 153.4 | 161.2 | +0.2 | |
| Deposit (Cap) | 164.6 | 172.8 | +0.2 | |
| Deposit (Acc) | 246.7 | 259.1 | +0.2 | |
| European (Cap) | 126.7 | 133.1 | -0.3 | |
| European (Acc) | 190.1 | 199.7 | -0.4 | |
| Equity (Cap) | 437.8 | 450.8 | +8.8 | |
| Equity (Acc) | 656.8 | 689.9 | +13.2 | |
| Gilt (Cap) | 256.7 | 269.7 | +1.0 | |
| Gilt (Acc) | 385.1 | 404.5 | +1.5 | |
| Gold (Cap) | 60.8 | 63.9 | +0.6 | |
| Gold (Acc) | 91.2 | 95.8 | +0.9 | |
| Index-Linked (Cap) | 99.9 | 105.0 | +0.2 | |
| Index-Lnkd Gilt (Acc) | 149.9 | 157.5 | +0.3 | |
| International (Cap) | 106.7 | 112.2 | +1.2 | |
| International (Acc) | 160.1 | 168.3 | +1.8 | |
| Intl Inc (Cap) | 104.5 | 109.7 | +1.0 | |
| Intl Inc (Acc) | 156.6 | 164.5 | +1.4 | |
| Japan (Cap) | 185.7 | 195.1 | +1.9 | |
| Japan (Acc) | 278.6 | 292.7 | +2.9 | |
| Managed (Cap) | 318.5 | 334.6 | +5.0 | |
| Managed (Acc) | 477.8 | 501.8 | +7.4 | |
| PPP Fund (Cap) | 323.2 | 339.5 | -1.8 | |
| PPP Fund (Acc) | 484.8 | 509.2 | -2.8 | |
| Pacific (Cap) | 249.3 | 261.9 | +2.6 | |
| Pacific (Acc) | 374.0 | 392.8 | +3.9 | |
| Property (Cap) | 150.7 | 158.3 | | |
| Property (Acc) | 226.1 | 237.5 | | |
| Recovery (Cap) | 227.5 | 238.9 | +2.4 | |
| Recovery (Acc) | 341.2 | 358.4 | +3.6 | |
| UK Income (Cap) | 127.5 | 134.0 | +1.5 | |
| UK Income (Acc) | 191.3 | 200.9 | +2.1 | |
| Personal Pension (Acc) | 1961.2 | | -10.8 | |

**MGM Assurance(z)**
MGM House, Heene Rd, Worthing 0903 204631

| | Bid | Offer | + or - | Yield |
|---|---|---|---|---|
| UK Equity Acc | 261.1 | 274.9 | +1.6 | |
| Special Situations Acc | 237.5 | 250.1 | -0.2 | |
| North American Acc | 160.4 | 168.9 | -1.4 | |
| Pacific Basin Acc | 346.3 | 364.6 | +1.5 | |
| Fixed Interest Acc | 260.7 | 274.5 | +0.3 | |
| Property Acc | 192.5 | 202.7 | | |
| Deposit Acc | 138.5 | 145.8 | +0.2 | |
| Managed Acc | 248.6 | 261.7 | +2.2 | |
| Bonus Gwth Fd Acc | 109.4 | 115.1 | +0.1 | |
| Intl Equity Acc | 98.0 | 103.2 | +0.7 | |
| Pension Funds | | | | |
| Pens. Equity Acc | 310.7 | 327.1 | +2.3 | |
| Pens. Spec. Sits. Acc | 296.1 | 311.7 | +0.1 | |
| Pens. Nth American Acc | 182.0 | 191.6 | +2.2 | |
| Pens. Pacific Basin Acc | 424.8 | 447.2 | +2.3 | |
| Pens. Fixed Int. Acc | 310.7 | 327.1 | +0.5 | |
| Pens. Property Acc | 235.3 | 247.7 | +0.1 | |
| Pens. Deposit Acc | 169.2 | 178.2 | +0.3 | |
| Pens. Managed Acc | 304.3 | 320.4 | +3.3 | |
| Pens Intl Equity Acc | 98.7 | 103.9 | +0.9 | |

**Manufacturers Life Insurance Co (UK)**
St George's Way, Stevenage 0438 356101

| | Bid | Offer | + or - | Yield |
|---|---|---|---|---|
| Managed | 473.0 | 497.9 | | |
| Property | 400.2 | 421.3 | | |
| Equity | 581.9 | 612.5 | | |
| Gilt Edged | 395.2 | 416.0 | | |
| Deposit | 223.4 | 235.2 | | |
| Investment | 247.0 | 259.4 | | |
| International | 383.4 | 403.6 | | |
| Pension Fund Prices | | | | |
| Managed Init | | 320.1 | | |
| Do. Accum | | 430.3 | | |
| Property Init | | 318.4 | | |
| Do. Accum | | 428.7 | | |
| Equity Init | | 408.3 | | |
| Do. Accum | | 549.9 | | |
| Gilt-Edged Init | | 230.4 | | |
| Do. Accum | | 321.0 | | |
| Guaranteed Init | | 163.9 | | |
| Do. Accum | | 223.0 | | |
| International Init | | 399.2 | | |
| Do. Accum | | 548.9 | | |
| Index Lk. Gilt Init | | 151.4 | | |
| Do. Accum | | 208.1 | | |
| Managed Ser 2 | 127.4 | 134.1 | | |
| Property Ser 2 | 129.7 | 136.5 | | |
| Equity Ser 2 | 123.6 | 130.1 | | |
| Gilt Edged Ser 2 | 104.1 | 109.6 | | |
| Guaranteed Ser 2 | 106.0 | 111.6 | | |
| Intl Ser 2 | 122.3 | 128.7 | | |
| Ind-Linked Ser 2 | 121.8 | 128.2 | | |

**Merchant Investors Assurance Co Ltd**
Part of the MI Group
Leon House, 233 High St, Croydon 01-686 9171

| | Bid | Offer | + or - | Yield |
|---|---|---|---|---|
| MI Property | | 451.1 | | |
| MI Property Pens | | 616.2 | | |
| MI Equity | | 199.8 | +0.3 | |
| MI Equity Pens | | 899.8 | -0.1 | |
| MI Gilt-Edged Fund | | 326.4 | +1.1 | |
| Do Pens | | 616.4 | +2.2 | |
| MI Interest Fund | | 259.0 | | |
| Do Pens | | 435.1 | +0.2 | |
| MI UK Fund | | 315.9 | +2.8 | |
| MI UK Pens | | 603.4 | +2.8 | |
| MI Intl Equity | | 331.8 | +2.4 | |
| Do Pens | | 509.9 | +4.9 | |
| MI International Fund | | 316.0 | +1.7 | |
| Do Pens | | 448.6 | +3.2 | |
| MI Am American Equity Fund | | 119.4 | +0.1 | |
| Do Pens | | 130.4 | +0.2 | |
| MI Far East Equity Fund | | 285.2 | +2.6 | |
| Do Pens | | 381.3 | +4.8 | |
| MI Currency Fund | | 176.6 | +0.3 | |
| Do Pens | | 225.7 | +0.5 | |
| MI Index Linked | | 150.1 | +0.6 | |
| MI Managed Fund | | 50.3 | +0.5 | |
| MI Managed Pens | | 51.2 | +0.3 | |
| MI Bell Chambers | | 131.2 | +0.2 | |
| MI Loran & Loran | | 199.0 | +0.9 | |
| MI Milton Mngd Fnd | | 177.9 | +0.7 | |

[Remaining fund listings in the right-hand columns (MI Trustlink Life Funds, Midland Life, Municipal Life, NEL Britannia, NEL Pensions, NM Schroder, National Financial Management, National Mutual Life, National Provident Institution, Norwich Union Asset Management, Norwich Union Life Insurance Soc., Pearl Assurance (Unit Funds), Phoenix Assurance) illegible at available resolution in full detail.]

Bid Prices Only. Offer prices where applicable approx 5% higher.

Continued on next page

# FT UNIT TRUST INFORMATION SERVICE

● Current Unit Trust Prices are available on FT Cityline. To obtain your free Unit Trust Code Booklet ring the FT Cityline help desk on 01-925-2128

| | Bid Price | Offer Price | + or - | Yield Gross |
|---|---|---|---|---|
| **Pioneer Mutual Insurance Co Ltd** 16 Crosby Rd, N Waterloo, Liverpool 051-928 6655 | | | | |
| Managed Fund | 291.1 | 295.9 | | - |
| Man Pens Inc & Cap Fes | 364.4 | 383.6 | | - |
| Money Fund | 116.8 | 123.0 | | - |
| Pens Mngd Fd (Init) | 99.4 | 104.7 | | - |
| Pens Mngd Fd (Acc) | 117.9 | 124.2 | | - |
| Pens FT30 Fd (Init) | 141.2 | 148.7 | | - |
| Pens FT30 Fd (Acc) | 167.5 | 176.4 | | - |
| Pens Gvas (Gr Fd (Init) | 69.9 | 73.6 | | - |
| Pens Gvas (Gr Fd (Acc) | 82.9 | 87.3 | | - |
| Pens Fxd Int Fd (Init) | 105.5 | 111.1 | | - |
| Pens Fxd Int Fd (Acc) | 125.2 | 131.9 | | - |
| Pens Deposit Fd (Init) | 103.0 | 108.5 | | - |
| Pens Deposit Fd (Acc) | 122.3 | 128.9 | | - |
| **Premium Life Assurance Co Ltd** 37-39 Perrymount Road Haywards Heath 0444 458721 | | | | |
| American | 114.0 | 120.0 | -1.0 | - |
| Building Soc. Fd | 167.0 | 176.0 | | - |
| Balanced | 263.0 | 277.0 | | - |
| Deposit | 166.0 | 175.0 | | - |
| European | 151.0 | 159.0 | -1.0 | - |
| GT Managed | 170.0 | 179.0 | | - |
| Gartmore Mngd | 111.0 | 117.0 | -1.0 | - |
| German | 103.0 | 109.0 | | - |
| Gilt | 172.0 | 182.0 | | - |
| Global | 49.0 | 51.0 | | - |
| High Inc | 109.0 | 115.0 | | - |
| International Equity | 173.0 | 183.0 | | - |
| Japan | 232.0 | 245.0 | | - |
| Managed | 60.0 | 64.0 | | - |
| Property | 272.0 | 287.0 | | - |
| R. W. Imperial Gold | 125.0 | 132.0 | | - |
| UK Equity | 351.0 | 372.0 | -1.0 | - |
| Pension Funds | | | | |
| American | 131.0 | 138.0 | | - |
| Building Soc. Fd | 164.0 | 173.0 | | - |
| Balanced | 204.0 | 215.0 | | - |
| Deposit | 159.0 | 168.0 | | - |
| European | 148.0 | 156.0 | | - |
| German | 94.0 | 99.0 | | - |
| Gilt | 144.0 | 152.0 | | - |
| International Equity | 127.0 | 134.0 | | - |
| Japan | 135.0 | 143.0 | | - |
| Managed | 60.0 | 64.0 | | - |
| Property | 212.0 | 224.0 | | - |
| UK Equity | 309.0 | 326.0 | | - |
| **Prolific Life & Pensions Ltd** Stramongate Kendall, Cumbria LA9 4BE 0539 33733 | | | | |
| Managed Fund see Balanced Growth Managed Fund | | | | |
| Balanced Gwth Mngd | 554.6 | 584.5 | -0.7 | - |
| Adventurous Mngd | 115.6 | 121.9 | -0.2 | - |
| Secure Mngd | 105.9 | 111.6 | -0.2 | - |
| Cash Fd | 227.0 | 239.2 | | - |
| Property Fund | 279.0 | 294.0 | | - |
| Equity Fund | 609.4 | 648.4 | +0.9 | - |
| Fxd Int. Fund | 292.6 | 308.4 | +0.3 | - |
| International | 273.0 | 290.5 | +1.9 | - |
| High Income | 469.3 | 494.6 | -2.2 | - |
| Far East | 425.5 | 448.4 | -3.1 | - |
| North American | 235.6 | 248.3 | -3.7 | - |
| Special Sits | 574.6 | 611.3 | -2.1 | - |
| Technology | 224.9 | 237.0 | -2.5 | - |
| Extra Inc Fd | 270.9 | 288.2 | -3.2 | - |
| Convertible & Gilt Fd | 151.5 | 159.7 | +0.1 | - |
| American Income | 114.5 | 121.9 | +1.0 | - |
| Gilt Fund 20 | 302.5 | 321.9 | -1.7 | - |
| European Fund | 90.9 | 96.8 | -0.5 | - |
| Pref & Fixed Int | 101.0 | 106.5 | +0.2 | - |
| Balncd Gth Mgd Pens Acc | 523.3 | 550.9 | +0.5 | - |
| Adventurous Mgd Pens Acc | 110.0 | 115.8 | +0.1 | - |
| Secure Mngd Pens Acc | 103.7 | 109.2 | | - |
| Building Soc Acc | 234.0 | 246.4 | | - |
| Property Pens Acc | 279.9 | 294.7 | | - |
| Fix. Int. Pens. Acc | 389.5 | 410.1 | | - |
| Equity Pens Acc | 681.6 | 717.5 | +1.0 | - |
| International Pens Acc | 249.6 | 262.8 | -1.9 | - |
| High Inc Pens Acc | 473.3 | 498.3 | -2.4 | - |
| Tech Pens Acc | 143.8 | 151.4 | -1.8 | - |
| N American Pens Acc | 157.1 | 165.4 | -2.7 | - |
| Far Eastern Pens Acc | 407.8 | 429.3 | +3.2 | - |
| Special Sits Pens Acc | 456.0 | 480.0 | -1.7 | - |
| Extra Income Pens Fd | 307.6 | 323.8 | -3.8 | - |
| Convertible & Gilt Pen | 161.7 | 170.3 | +0.1 | - |
| American Inc Pens | 124.2 | 130.8 | +1.3 | - |
| European Pens | 93.7 | 98.7 | +0.6 | - |
| Managed Cash Pens | 107.4 | 113.1 | | - |
| Pref & Fixed Pens | 103.0 | 108.5 | +0.2 | - |
| Broker Funds | | | | |
| Acorn Managed Fund | 162.7 | 171.3 | +0.5 | - |
| Portfolio 2000 | 150.9 | 158.9 | -0.9 | - |
| Boston Intnl Managed | 105.0 | 110.6 | -0.1 | - |
| PBM Max Gwth & Inc | 108.1 | 113.8 | -0.8 | - |
| DWC Growth & Income | 109.4 | 115.2 | -0.4 | - |
| For Capital Unit and Other Prices ring 0539-33733 | | | | |
| **Property Equity & Life Ass. Co** Baxter Ave, Southend SS2 6QH 0702 333433 | | | | |
| Int Man Pension Fd | 130.0 | 136.8 | | - |
| Int Man Crncy Bd Fd | | 132.4 | | - |
| Int Man Crncy Bd Fd(a) | | 121.80 | | - |
| Flexible Prop Bd Fd | | 169.4 | | - |
| Flexible Money Bd Fd | | 111.7 | | - |
| Special Man Inc Fd | | 124.4 | | - |
| **Property Growth Assur Co Ltd** Sun Alliance House, Horsham 0403 641411 | | | | |
| Property Fund | | 424.6 | | - |
| Property Fund (A) | | 404.9 | | - |
| Agricultural Fund | | 541.2 | | - |
| Agric. Fund (A) | | 520.2 | | - |
| Abbey Nat. Fund | | 352.5 | | - |
| Abbey Nat. Fd (A) | | 337.9 | +0.1 | - |
| Investment Fund | | 225.8 | -0.6 | - |
| Investment Fund (A) | | 218.7 | -0.5 | - |
| Equity Fund | | 821.7 | -5.2 | - |
| Equity Fund (A) | | 797.0 | -5.1 | - |
| Money Fund | | 310.9 | +0.1 | - |
| Money Fund (A) | | 301.0 | +0.1 | - |
| Actuarial Fund | | 377.6 | -1.0 | - |
| Gilt-Edged Fund | | 271.1 | +0.6 | - |
| Gilt-Edged Fd (A) | | 271.1 | +0.6 | - |
| Retire Annuity | | 833.6 | | - |
| Immed. Ann'ty | | 332.0 | | - |
| International Fd | | 113.9 | +0.9 | - |
| Bldg Soc Life Fd | | 155.0 | | - |
| Property Growth Pensions & Annuities Ltd | | | | |
| All W'ther Ac. Uts | 480.5 | 505.8 | | - |
| Inv. Fd Uts | | 514.3 | | - |
| Pension Fd. Uts | | 457.2 | +0.1 | - |
| Conv. Pens. Fd | | 531.4 | +0.2 | - |
| Cnv. Pns Cap. Ut | | 329.6 | +0.1 | - |
| Man. Pens. Fd | | 666.4 | +0.4 | - |
| Man. Pens. Cap. Ut | | 429.7 | -1.4 | - |
| Prop. Pens. Fd | | 545.0 | +0.1 | - |
| Prop Pens. Cap. Uts | | 342.7 | +0.1 | - |
| Bldg. Soc. Pen Ut | | 470.5 | +0.1 | - |
| Bldg. Soc. Cap. Ut | | 303.9 | +0.1 | - |
| Gilts Pens. Fd | | 286.9 | +0.7 | - |
| Gilts Pens. Fd. Cap | | 208.3 | +0.5 | - |
| Equity Pens. Fd | | 272.4 | -4.7 | - |
| Equity Pens. Fd. Cap | | 415.9 | -3.5 | - |
| Intl. Pens. Fd | | 193.0 | +0.5 | - |
| Intl. Pens. Fd. Cap | | 160.9 | +0.4 | - |
| **Providence Capital Life Ass. Co Ltd** 30 Uxbridge Rd, London W12 8PG 01-749 9111 | | | | |
| UK Equity Acc | 199.1 | 210.1 | +1.5 | - |
| UK Fixed Int Acc | 145.6 | 153.6 | +0.1 | - |
| Intl Equities Acc | 146.8 | 154.9 | +0.9 | - |
| UK Managed Acc | 152.9 | 161.2 | +0.7 | - |
| Property Acc | 226.9 | 239.4 | +0.4 | - |
| Money Acc | 104.0 | 109.8 | +0.1 | - |
| Special Market Acc | 114.9 | 121.3 | +0.3 | - |
| Japan Equity Acc | 144.2 | 152.2 | -0.7 | - |
| North American Acc | 95.3 | 100.6 | +0.8 | - |
| Pacific Acc | 86.0 | 90.8 | +0.5 | - |
| Technology Acc | 109.9 | 116.0 | +0.5 | - |
| Nat Resources Acc | 64.7 | 68.3 | -1.5 | - |
| European Acc | 85.8 | 90.6 | +1.1 | - |
| Residential Prop Acc | 118.5 | 125.1 | +0.1 | - |
| Swiss Equities Acc | 30.7 | 32.4 | +0.3 | - |
| Hong Kong Acc | 53.9 | 56.9 | +0.5 | - |
| UK High Inc Eq Acc | 66.6 | 70.3 | +0.7 | - |
| Int Fixed Interest Acc | 49.7 | 52.5 | +0.1 | - |
| Int Managed Acc | 49.3 | 52.0 | +0.2 | - |
| HIP Managed Acc | 106.5 | 112.3 | +0.4 | - |
| Total Investment Bond | | | | |
| UK Equity Initial | | 138.8 | +1.0 | - |
| UK Fixed Int Initial | | 101.7 | | - |
| Intl Equities Initial | | 101.8 | +0.6 | - |
| UK Managed Initial | | 106.8 | +0.5 | - |
| Property Initial | | 159.6 | +0.3 | - |
| Money Initial | | 73.0 | +0.1 | - |
| Special Market Initial | | 91.5 | +0.4 | - |
| Japan Equity Initial | | 114.8 | +0.4 | - |
| North American Initial | | 75.9 | +0.6 | - |
| Pacific Initial | | 68.5 | +0.4 | - |
| Technology Initial | | 87.5 | +0.4 | - |
| Nat Resources Initial | | 51.5 | -1.2 | - |
| European Initial | | 78.4 | +0.9 | - |
| Residential Prop Init | | 116.2 | | - |
| Swiss Equities Initial | | 30.0 | -0.2 | - |
| Hong Kong Initial | | 52.8 | +0.4 | - |
| UK High Inc Eq Init | | 65.2 | +0.6 | - |
| Int Fixed Interest Init | | 49.4 | | - |
| Int Managed Init | | 49.0 | +0.1 | - |
| HIP Managed Init | | 106.1 | +0.4 | - |
| Broker Funds | | | | |
| Towerhill Mngd Fd Acc | 47.0 | 49.5 | +0.4 | - |
| High Performance | 64.5 | 68.0 | +0.5 | - |
| YRA Executive Fd | 81.1 | 85.3 | +0.4 | - |
| Investment Master | | 35.6 | -0.1 | - |
| H F Speculator Fd | | 123.0 | +0.9 | - |
| BM Balanced | | 50.0 | | - |
| E High Inc Money Fd | | 104.6 | | - |
| E Global Growth Fd | | 110.6 | +0.5 | - |
| PEP Acorn II | | 106.4 | +0.7 | - |
| AAFS Int Man Fund | | 108.5 | +1.3 | - |
| Individual Pension Funds | | | | |
| UK Equity Acc | 216.9 | 228.9 | +2.2 | - |
| UK Fixed Interest Acc | 170.2 | 179.6 | -0.2 | - |
| Intl Equities Acc | 187.4 | 197.7 | +1.4 | - |
| UK Managed Acc | 161.2 | 170.0 | +1.2 | - |
| Property Acc | 193.7 | 204.4 | +0.3 | - |
| Money Acc | 118.5 | 125.1 | +0.1 | - |
| Special Market Acc | 159.6 | 168.4 | +0.8 | - |
| Japan Equity Acc | 237.6 | 250.7 | +1.3 | - |
| North American Acc | 115.6 | 122.0 | +0.9 | - |
| Pacific Acc | 158.5 | 167.2 | +0.9 | - |
| Technology Acc | 144.1 | 152.1 | +0.9 | - |
| Natural Resources Acc | 99.67 | 105.1 | -2.2 | - |
| European Acc | 97.7 | 103.1 | +1.5 | - |
| Residential Prop Acc | 123.9 | 130.7 | -0.1 | - |
| Swiss Equities Acc | 30.4 | 32.1 | +0.2 | - |
| Hong Kong Acc | 54.6 | 57.6 | +0.7 | - |
| UK High Inc Equ Acc | 70.3 | 74.2 | +0.9 | - |
| Int Fixed Interest Acc | 50.4 | 53.2 | -0.1 | - |
| Int Managed Acc | 49.6 | 52.3 | +0.1 | - |
| Group Pension Funds | | | | |
| Equity Acc | 671.0 | 691.8 | +5.5 | - |
| Fixed Interest Acc | 501.2 | 516.8 | | - |
| Managed Acc | 110.9 | 113.1 | +0.7 | - |
| **Provident Life Assoc Ltd** Provident Way, Basingstoke RG21 2SZ 0256 470707 | | | | |
| Unit Fund | 979.3 | 1028.3 | | - |
| Equity Fund | 223.6 | 234.8 | | - |
| International Fd | 143.2 | 150.4 | | - |
| Fixed Interest Fd | 155.6 | 163.4 | | - |
| Property Fund | 209.6 | 220.1 | | - |
| Index-Linked Fund | 135.1 | 141.9 | | - |
| Deposit Fund | 133.1 | 139.8 | | - |
| Pens Mixed (Ord) Fd | 230.0 | 241.5 | | - |
| Gold Pensions | | | | |
| Discretionary Fund | | 111.6 | | - |
| Equity Fund | | 111.2 | | - |
| Fixed Interest Fund | | 108.0 | | - |
| International Fund | | 107.2 | | - |
| Property Fund | | 126.8 | | - |
| Index-Linked Fund | | 110.8 | | - |
| Deposit Fund | | 105.7 | | - |
| S & F Consolidation | | 104.9 | | - |
| S & F Balanced | | 110.4 | | - |
| S & F Maximum Growth | | 100.3 | | - |
| **Provident Mutual Life Assc. Assn.** Willian Rd, Hitchin, Herts SG4 0LP 0438 739000 | | | | |
| Managed Ord | 311.9 | 328.3 | -0.9 | - |
| Managed Init | 253.8 | 267.2 | -0.7 | - |
| Equity Ord | 440.4 | 463.6 | -3.8 | - |
| Equity Init | 358.3 | 377.2 | -3.2 | - |
| Index Linked Gilt Ord | 135.2 | 142.3 | +1.1 | - |
| Index Linked Gilt Init | 114.9 | 120.9 | +0.9 | - |
| Overseas Equity Ord | 278.8 | 293.5 | +1.3 | - |
| Overseas Equity Init | 226.9 | 238.8 | +1 | - |
| Property Ord | 191.7 | 201.8 | +0.1 | - |
| Property Init | 156.0 | 164.2 | | - |
| Fixed Interest Ord | 179.7 | 189.2 | +0.3 | - |
| Fixed Interest Init | 146.2 | 153.9 | +0.1 | - |
| Deposit Ord | 139.9 | 147.3 | +0.1 | - |
| Deposit Init | 113.8 | 119.8 | | - |
| Pension Funds | | | | |
| Managed Ord | 381.0 | 401.1 | -1.1 | - |
| Managed Init | 310.0 | 326.3 | -1.1 | - |
| Equity Ord | 560.6 | 590.1 | -5.7 | - |
| Equity Init | 456.2 | 480.2 | -4.6 | - |
| Pen Ind Lkd Gilt Ord | 146.5 | 154.2 | +1.3 | - |
| Pen Ind Lkd Gilt Init | 124.5 | 131.1 | +1.1 | - |
| Overseas Equity Ord | 319.6 | 336.4 | +1.8 | - |
| Overseas Equity Init | 260.2 | 273.9 | +1.4 | - |
| Property Ord | 229.1 | 241.2 | +0.1 | - |
| Property Init | 186.4 | 196.2 | | - |
| Fixed Interest Ord | 206.1 | 216.9 | +0.3 | - |
| Fixed Interest Init | 167.7 | 176.5 | +0.2 | - |
| Deposit Ord | 177.8 | 187.2 | +0.3 | - |
| Deposit Init | 144.7 | 152.3 | +0.1 | - |
| **Prudential Assurance Co** Holborn Bars, London EC1N 2NH 01-405 9222 | | | | |
| Prufund Managed Feb 01 | 226.3 | 235.6 | | - |
| **Prudential Holborn Life Ltd** 30 Old Burlington St, London W1X 1LB 01-439 3134 | | | | |
| Holborn Series I Life Funds | | | | |
| Managed | 497.0 | 523.2 | +5.6 | - |
| Equity | 1015.9 | 1069.4 | +15.3 | - |
| Fixed Interest | 382.7 | 402.9 | +0.8 | - |
| Property | 366.5 | 385.4 | +0.4 | - |
| Cash | 252.5 | 265.8 | | - |
| International | 342.1 | 360.2 | +2.6 | - |
| Holborn Series II Life Funds | | | | |
| Managed | 487.8 | 513.5 | +6.5 | - |
| Equity | 994.6 | 1047.0 | +15 | - |
| International | 335.9 | 353.6 | +2.5 | - |
| Fixed Intl | 373.3 | 393.0 | +0.8 | - |
| Property | 357.6 | 376.5 | +0.4 | - |
| Cash | 246.7 | 259.7 | +0.1 | - |
| Pacific Basin | 199.1 | 209.6 | +1.7 | - |
| North American | 132.8 | 139.8 | +0.1 | - |
| European | 138.6 | 145.9 | +0.1 | - |
| Holborn Balanced Gwth | 110.4 | 116.9 | +0.9 | - |
| Holborn Strategic Gwth | 109.4 | 115.2 | +0.8 | - |

| | Bid Price | Offer Price | + or - | Yield Gross |
|---|---|---|---|---|
| **Prudential Holborn Pensions Ltd** 30 Old Burlington St, London W1X 1LB 01-439 3134 | | | | |
| Managed | 531.3 | 559.3 | -4.5 | - |
| Equity | 771.6 | 812.3 | +13.0 | - |
| Global Equity | 216.6 | 227.8 | +2.1 | - |
| Fixed Interest | 400.7 | 421.8 | +0.8 | - |
| Property | 369.9 | 389.4 | -0.4 | - |
| Cash | 149.9 | 157.8 | | - |
| Index Linked Gilt | 180.3 | 190.3 | +0.2 | - |
| Guaranteed | 11.75 | 12.50 | | - |
| International Money | 191.6 | 201.7 | -0.3 | - |
| North American | 60.0 | 63.2 | -0.1 | - |
| Japanese | 138.1 | 145.6 | +0.6 | - |
| European | 77.7 | 81.7 | +0.5 | - |
| Special Situations | 114.9 | 121.0 | +1.5 | - |
| Communications | 90.5 | 95.3 | +1.2 | - |
| Smaller Companies | 103.7 | 109.2 | -1.1 | - |
| International Small Cos | 114.9 | 121.0 | +0.7 | - |
| **Prudential Pensions Limited** Holborn Bars, London EC1N 2NH 01-405 9222 | | | | |
| Discretionary Jan 25 | £139.97 | 143.67 | | - |
| Equity Jan 25 | £149.40 | 154.86 | | - |
| International Jan 25 | £22.84 | 23.53 | | - |
| Intl Bond Jan 25 | £11.16 | 11.30 | | - |
| Fixed Int Jan 25 | £71.07 | 72.02 | | - |
| Index Linked Jan 25 | £57.70 | 58.43 | | - |
| Property Jan 25 | £102.72 | 108.83 | | - |
| Cash Jan 25 | £19.9296 | 19.9296 | | - |
| Pre-Linked Retirement Plan | | | | |
| Managed Feb 1 | 354.6 | 369.4 | | - |
| Cash Feb 1 | 138.1 | 146.0 | | - |
| Prudential Pensions Investment Account | | | | |
| Pens Mngd Feb 6 | 146.5 | 154.3 | +2.1 | - |
| Pens UK Eq Feb 6 | 270.5 | 284.8 | +4.8 | - |
| Pens Intl Feb 6 | 167.5 | 176.4 | +1.0 | - |
| Pens Fixed Feb 6 | 165.8 | 174.6 | +0.6 | - |
| Pens Index Lk Feb 6 | 149.6 | 157.5 | +0.1 | - |
| Pens Cash Feb 6 | 123.0 | 129.5 | | - |
| **Regency Life Assurance Co Ltd** Regency Hse, Lanark Sq, London E14 9XS 01-538 8800 | | | | |
| Aggressive Ptflio Fd | 113.1 | 119.0 | +0.6 | - |
| Balanced Ptflio Fd | 299.6 | 315.6 | +1.5 | - |
| Cautious Ptflio Fd | 119.3 | 125.6 | +0.3 | - |
| Elite Fund | 102.7 | 108.0 | +0.6 | - |
| European Fund | 74.2 | 78.0 | +0.9 | - |
| Far East Fund | 107.1 | 112.7 | -1.1 | - |
| Fixed Interest Fund | 245.2 | 258.0 | -1.1 | - |
| International Fund | 242.4 | 255.1 | +1.6 | - |
| Money Fund | 172.3 | 181.3 | +0.1 | - |
| N American Fd | 102.8 | 108.2 | +1.3 | - |
| Property Fund | 392.6 | 413.2 | +2.0 | - |
| UK Equity Fd | 368.5 | 387.8 | +1.8 | - |
| A I M Brewin Dlphn Fd | 88.6 | 93.3 | +0.5 | - |
| Swim Select Invs | 104.3 | 109.8 | +0.9 | - |
| Chart Safety First Bd | 105.5 | 111.0 | +0.4 | - |
| Conquest Fund | 68.3 | 71.9 | | - |
| Exec Master Fd | 89.1 | 93.8 | +0.2 | - |
| Hardwick Growth Fd | 107.6 | 113.3 | +0.2 | - |
| Bentley Haig LR Port | 96.47 | 101.5 | +3.0 | - |
| Millbourne Spec Pert | 104.5 | 110.0 | | - |
| Swim Global Fd | 106.9 | 112.5 | +1.8 | - |
| Hardwick Tst Fd | 71.6 | 75.4 | | - |
| All funds have equivalent pension fund. Series 2 prices above. Others available from Regency Life. | | | | |
| **Reliance Mutual** Reliance House, Tunbridge Wells, Kent 0892 510033 | | | | |
| Deposit Acc Fd | 120.6 | 126.9 | | - |
| Equity Acc Fd | 296.4 | 312.0 | +1.6 | - |
| Managed Acc Fd | 263.0 | 276.9 | | - |
| Prop Fd (1st Issue) | | 544.5 | | - |
| Prop Acc Fd (2nd Iss) | 170.5 | 179.4 | | - |
| Unit Trust Mn Fd | 100.8 | 106.1 | | - |
| RL Pension Funds | | | | |
| Deposit Acc | 154.0 | 162.2 | | - |
| Equity Acc | 218.0 | 229.4 | | - |
| Fixed Int Acc | 156.8 | 165.1 | | - |
| Gilt Indx Lnk Acc | 130.2 | 137.1 | | - |
| Managed Acc | 255.2 | 268.7 | | - |
| **Royal Heritage Life Assurance Ltd** 20 Clifton St, EC2A 4HX 01-920 0202/0733 262524 | | | | |
| Multi Gwth | | 472.84 | | |
| Multi Gwth "A" | 472.8 | 497.8 | | - |
| Op Prop | 414.6 | 436.5 | | - |
| Op Equity | 774.7 | 815.5 | +3.3 | - |
| Op High Yld | 354.1 | 372.8 | -0.3 | - |
| Op Man | 586.5 | 617.4 | +2.7 | - |
| Op Dep | 267.7 | 281.8 | +0.2 | 12.66 |
| Op Bnd | 227.8 | 239.8 | -0.2 | - |
| Op Inc Dist | 199.8 | 210.4 | +1.8 | 7.40 |
| Op Itn Man | 315.7 | 332.4 | +1.8 | - |
| Op USS | 85.2 | 89.7 | +0.4 | - |
| Op Emergin Co's | 281.9 | 296.8 | +3.8 | - |
| Pension Funds-Series B & C Acc. | | | | |
| Property | 670.0 | 705.3 | +5.6 | - |
| Equity | 1856.9 | 1954.7 | +25.9 | - |
| Fixed Interest | 633.2 | 666.6 | -1.0 | - |
| Managed | 971.8 | 1023.0 | +9.3 | - |
| Deposit | 498.7 | 525.0 | +0.4 | - |
| Gartmore Global | 176.6 | 185.9 | +1.8 | - |
| Gartmore NA | 81.3 | 85.6 | -0.1 | - |
| Gartmore Pacific | 207.7 | 218.7 | +2.1 | - |
| Henderson Acc | 174.5 | 183.7 | +1.6 | - |
| Perpetual Mng | 167.7 | 176.6 | +1.3 | - |
| Framlington Mng | 164.5 | 173.2 | +1.6 | - |
| Gartmore Pen Mngd | 173.6 | 182.8 | +1.1 | - |
| Gartmore Pen Euro | 112.3 | 118.3 | +1.1 | - |
| Buckmaster Pension Fund | 103.2 | 108.7 | | - |
| Suffolk Cap. Pen. Fd | 104.0 | 109.5 | | - |
| IMC Pen SB Ser B | 95.0 | 100.0 | | - |
| Pension Funds-Series D | | | | |
| Property | 169.0 | 169.0 | +0.8 | - |
| Equity | 123.4 | 123.4 | +1.7 | - |
| Fixed Interest | 154.3 | 154.3 | -0.3 | - |
| Managed | 122.2 | 122.2 | +1.1 | - |
| Deposit | 145.4 | 145.4 | +0.1 | - |
| Gartmore Global | 110.1 | 110.1 | +1.1 | - |
| Gartmore NA | 91.4 | 91.4 | -0.1 | - |
| Gartmore Pacific | 108.2 | 108.2 | +1.0 | - |
| Henderson Acc | 120.0 | 120.0 | +1.1 | - |
| Perpetual Mng | 121.6 | 121.6 | +0.9 | - |
| Framlington Mng | 130.4 | 130.4 | +1.1 | - |
| Gartmore Pen Mngd | 141.6 | 141.6 | +1.3 | - |
| Gartmore Pen Euro | 85.2 | 85.2 | +0.8 | - |
| Knightsbridge CRS Pen | 101.9 | 101.9 | | - |
| Ark Euro Pen | 98.4 | 98.4 | | - |
| For Pensions Capital Units please ring ext 2285 or 2369 | | | | |
| Baring Funds | | | | |
| Australia | 90.0 | 94.8 | +0.6 | - |
| Eastern | 169.2 | 178.2 | +2.7 | - |
| Equity Income | 112.8 | 118.8 | -0.6 | - |
| Europe | 115.9 | 122.1 | +1.1 | - |
| Growth & Income | 111.6 | 117.5 | -0.6 | - |
| Japan Special | 140.3 | 147.7 | +1.4 | - |
| Japan Sunrise | 142.0 | 149.5 | +0.6 | - |
| First Japan | 101.1 | 106.5 | +0.7 | - |
| First North America | 81.4 | 85.7 | +1.5 | - |
| First Smaller Cos | 132.6 | 139.6 | +0.4 | - |
| Managed | 107.5 | 113.2 | +0.2 | - |
| MIM Britannia | | | | |
| American Growth | 76.1 | 80.2 | +0.7 | - |
| European Smaller | 100.6 | 105.9 | +0.7 | - |
| International Leisure | 95.0 | 100.0 | +0.9 | - |
| US Income | 78.7 | 82.9 | +0.7 | - |
| US Smlr Co's | 107.0 | 112.7 | +1.9 | - |
| Commodity | 79.0 | 83.2 | +1.0 | - |
| Extra Inc | 151.8 | 159.8 | +0.3 | - |
| Far East | 171.1 | 180.1 | +1.9 | - |
| Fin Secs | 165.3 | 174.0 | +0.9 | - |
| Gold | 38.4 | 40.5 | +0.5 | - |
| Inc Growth | 243.7 | 256.6 | +0.6 | - |
| Intl Growth | 152.4 | 160.5 | +1.3 | - |
| Intl Recovery | 217.5 | 229.0 | +2.0 | - |
| Japan Perf | 294.3 | 309.8 | +3.2 | - |
| Japan Smlr Cos | 197.7 | 207.7 | +1.1 | - |
| Nat High | 239.9 | 252.6 | +1.9 | - |
| Prop Shares | 197.3 | 207.7 | +1.9 | - |
| Smaller Cos | 294.7 | 310.3 | +1.8 | - |
| Univ Energy | 61.2 | 64.5 | +0.5 | - |
| World Tech | 116.3 | 122.5 | +1.8 | - |
| Man Growth | 183.3 | 193.1 | +1.2 | - |
| Gilt | 85.4 | 89.9 | +0.2 | - |
| Hong Kong | 80.7 | 85.0 | +0.6 | - |
| Aust Growth | 66.1 | 69.6 | +0.6 | - |
| European Perf | 81.5 | 85.8 | +2.4 | - |
| Gartmore Funds | | | | |
| American | 129.9 | 136.8 | +1.1 | - |
| Australian | 60.7 | 63.9 | | - |
| British | 202.4 | 213.1 | -4.9 | - |
| European | 140.2 | 147.6 | -4.1 | - |
| Extra Inc | 193.7 | 203.9 | -0.9 | - |
| Far East | 253.2 | 266.6 | +1.8 | - |
| Frontier Markets | 109.0 | 114.8 | +1.8 | - |
| Intl Fixed Interest | 88.8 | 93.5 | +0.4 | - |
| Global Strtgy | 294.6 | 310.2 | +2.3 | - |
| Gold Share | 37.6 | 39.6 | +0.5 | - |
| Hedged American | 123.4 | 129.9 | +0.3 | - |
| High Inc | 261.7 | 275.5 | -4.1 | - |
| Hong Kong | 110.8 | 116.7 | +0.7 | - |
| Income | 343.9 | 362.1 | +4.3 | - |
| Intl Resources | 135.8 | 143.0 | -0.3 | - |
| Japan | 313.5 | 330.1 | +2.9 | - |
| UK Select Opps | 232.1 | 244.4 | +0.2 | - |
| UK Smlr Cos | 297.7 | 313.4 | +0.7 | - |
| Man Gth | 306.2 | 322.4 | +0.8 | - |
| Gartmore Funds (formerly Oppenheimer) | | | | |
| Global Inc & Gwth | 110.4 | 116.3 | +0.3 | - |
| Worldwide Recovery | 113.8 | 119.8 | +0.3 | - |
| US Select Opps | 76.7 | 80.8 | +1.1 | - |
| Japan Select Opps | 114.8 | 120.9 | +0.6 | - |
| European Select Opps | 107.2 | 112.9 | -0.5 | - |
| Pacific Growth | 103.4 | 108.9 | +0.7 | - |
| Intl Managed | 80.2 | 84.5 | +0.5 | - |
| Perpetual Funds | | | | |
| International Growth | 105.5 | 111.1 | +0.8 | - |
| Income | 111.0 | 116.9 | +1.4 | - |
| Worldwide Recovery | 104.2 | 109.7 | +1.4 | - |
| American Growth | 77.5 | 81.6 | +0.5 | - |
| Intl Emerging Cos | 87.2 | 91.8 | +0.6 | - |
| Far East Growth | 139.8 | 147.2 | +1.0 | - |
| European | 99.0 | 104.3 | +0.5 | - |
| Managed | 100.9 | 106.3 | +0.9 | - |
| TSB Funds | | | | |
| American | 77.7 | 81.8 | +0.8 | - |
| European | 110.0 | 115.8 | +1.1 | - |
| Extra Income | 130.9 | 137.8 | +0.5 | - |
| General | 103.3 | 108.8 | -1.1 | - |
| Gilt & Fixed Interest | 93.8 | 98.8 | +0.2 | - |
| Income | 118.9 | 125.2 | +0.5 | - |
| Pacific | 146.3 | 154.4 | +1.2 | - |
| International | 109.4 | 115.2 | +1.1 | - |
| Natural Resources | 162.8 | 171.4 | +2.5 | - |
| Selected Opportunities | 131.5 | 138.5 | -0.8 | - |
| Managed | 123.3 | 129.8 | +0.6 | - |
| Broker Managed | | | | |
| Wembley Unlimited Mng | 108.0 | 113.7 | | - |
| South Yorks Inc & Gth | 135.3 | 142.5 | | - |
| Sth Yorks Share P'folio | 93.9 | 98.9 | | - |
| City Capital Bond | 135.1 | 142.1 | | - |
| Birchwood | 138.7 | 142.9 | +2.8 | - |
| Hardwick Inv. Mngt | 101.7 | 107.1 | | - |
| Sterling Cap Growth | 83.4 | 87.8 | | - |
| Constantight Swift Fund | 54.6 | 57.5 | | - |
| Andrews Green Inv Ptfl | 98.6 | 103.8 | | - |
| Stoneleigh Inv Man Bd | 143.8 | 151.4 | | - |
| Western Counties Mng | 121.6 | 128.1 | | - |
| Fosters International | 151.0 | 159.0 | | - |
| Richards, Longstaff | 104.6 | 110.2 | | - |
| Heritage Mngd Bond | 169.5 | 178.5 | | - |
| DDA Gilbey Mgd Eq Fd | 112.8 | 118.8 | | - |
| Guy Brodrer Fd | 114.0 | 120.1 | +3.7 | - |
| J J Barrington Inc Fd | 92.3 | 97.2 | | - |
| G & T Smaller Cos Fd | 111.9 | 117.8 | | - |
| Buckingham Mngd Fd | 112.6 | 118.6 | +2.0 | - |
| J J Barrington Mngd | 83.3 | 87.7 | | - |
| Charles Stanley | 361.4 | 380.5 | | - |
| **Royal Life Insurance Ltd** New Hall Place, Liverpool L69 3HS 051-239 3000 | | | | |
| Royal Shield Fd | 602.8 | 637.8 | | - |
| Royal Life (Unit Linked Assurances) Ltd | | | | |
| Managed Fund | 246.8 | 259.7 | | - |
| Equity Fund | 315.4 | 332.0 | | - |
| Property Fund | 211.5 | 222.6 | | - |
| International Fund | 208.9 | 220.0 | | - |
| Fixed Int Fund | 213.3 | 224.6 | | - |
| Pacific Basin | 109.2 | 115.0 | | - |
| United States Fund | 134.1 | 141.1 | | - |
| Money Fund | 144.2 | 151.7 | | - |
| Gilt Fund | 211.8 | 222.9 | | - |
| Royal Life (Unit Lnkd. Pension Fds) Ltd | | | | |
| Exempt Man Fd Acc | 288.0 | 303.1 | | - |
| Exempt Equity Fd Acc | 564.0 | 593.6 | | - |
| Exempt Prop Fd Acc | 229.5 | 241.5 | | - |
| Exempt Intl Fd Acc | 502.4 | 528.8 | | - |
| Exempt Gilt Fd Acc | 239.0 | 251.5 | | - |
| Exempt Money Fd Acc | 175.0 | 184.2 | | - |
| **Royal Liver Assurance** Royal Liver Building, Liverpool L3 1HT 051 236 1451 | | | | |
| UK Equity | 51.6 | 54.3 | | - |
| Global Equity | 42.6 | 44.8 | | - |
| High Yield | 48.8 | 51.4 | | - |
| Intl Equity | 46.5 | 48.9 | | - |
| Fixed Interest | 50.3 | 53.2 | | - |
| Money | 50.5 | 53.1 | | - |
| Managed | 50.3 | 52.9 | | - |
| Pensions | | | | |
| UK Equity | 51.7 | 54.4 | | - |
| Global Equity | 40.0 | 42.1 | | - |
| High Yield | 48.2 | 50.7 | | - |
| Intl Equity | 45.3 | 47.7 | | - |
| Fixed Interest | 53.5 | 56.3 | | - |
| Money | 55.6 | 58.5 | | - |
| Managed | 50.7 | 53.4 | | - |
| **Save & Prosper Group (z)** 28 Western Rd, Romford RM1 3LB 0708-766966 | | | | |
| Bal Inv Fd | 500.1 | 529.3 | +2.1 | - |
| Deposit Fd | 252.0 | 266.7 | | - |
| Gilt Fd | 333.0 | 352.4 | +2.0 | - |
| Global Equity Fd | 150.2 | 159.0 | +0.7 | - |
| Property Fd | 81.8 | 86.4 | | - |
| EquityPens Fd | 143.1 | 151.5 | +0.9 | - |
| Gilt Pens Fd | 82.7 | 87.6 | +0.5 | - |
| High Int Pens Fd | 77.8 | 82.4 | | - |
| Global Eq Pens Fd | 128.8 | 136.4 | +1.0 | - |
| Man Pens Fd | 122.1 | 129.3 | +0.7 | - |
| Prop Pens Fd | 94.5 | 100.0 | | - |
| A.G. Bond Fd | 104.6 | 110.7 | +0.9 | - |
| MLS Inv Fund | 67.2 | 71.2 | +0.5 | - |
| MLS Pens Fund | 70.2 | 74.3 | +0.6 | - |
| †Weekly dealings | | | | |

| | Bid Price | Offer Price | + or - | Yield Gross |
|---|---|---|---|---|
| **Scottish Amicable** 150 St Vincent St, Glasgow 041-248 2323 | | | | |
| Equity | 411.2 | 432.9 | -1.7 | - |
| Fixed Interest | 226.1 | 238.0 | -0.3 | - |
| International | 254.5 | 267.9 | +1.4 | - |
| Property | 215.8 | 227.2 | | - |
| Cash | 156.3 | 164.6 | | - |
| Index Linked Gilt | 129.0 | 135.8 | +0.6 | - |
| Managed | 310.5 | 326.9 | -0.4 | - |
| Exempt Eq Init | 255.1 | 268.6 | -0.2 | - |
| Do Accum | 389.0 | 409.5 | -0.2 | - |
| Exempt Fxd Int Init | 174.1 | 183.3 | -0.1 | - |
| Do Accum | 265.4 | 279.4 | -0.1 | - |
| Exempt Intl Init | 178.6 | 188.1 | +1.1 | - |
| Do Accum | 272.3 | 286.7 | +1.6 | - |
| Exempt Prop Init | 141.2 | 148.7 | | - |
| Do Accum | 215.3 | 226.7 | | - |
| Exempt Cash Init | 124.7 | 131.3 | | - |
| Do Accum | 190.1 | 200.2 | | - |
| Exempt Man Init | 208.0 | 219.0 | -0.4 | - |
| Do Accum | 317.1 | 333.8 | -0.6 | - |
| Building Society Fd | 107.9 | 113.6 | +0.2 | - |
| **Scottish Equitable Life Assce. Soc.** 28 St Andrew Sq, Edinburgh 031-556 9101 | | | | |
| Mixed | 156.3 | 164.6 | +0.1 | - |
| UK Equity | 148.3 | 156.2 | -1.2 | - |
| International | 166.1 | 174.9 | +2.1 | - |
| American | 128.0 | 134.8 | +0.6 | - |
| European | 154.1 | 162.3 | +1.1 | - |
| Japan | 229.0 | 241.1 | +4.1 | - |
| Pacific | 208.3 | 219.3 | +1.8 | - |
| Technology | 148.7 | 156.6 | +0.7 | - |
| Fixed Interest | 125.9 | 132.6 | | - |
| Indexed Linked | 105.3 | 110.9 | +0.5 | - |
| Foreign Bond/Currency | 142.8 | 150.4 | +1.1 | - |
| Cash | 118.546 | 124.785 | +0.028 | - |
| Pens Mixed | 413.5 | 435.3 | -2.1 | - |
| Pens UK Equity | 450.8 | 474.6 | -4.1 | - |
| Pens International | 469.1 | 493.8 | +5.7 | - |
| Pens American | 118.9 | 125.2 | +0.2 | - |
| Pens European | 153.4 | 161.5 | +1.9 | - |
| Pens Japan | 253.6 | 267.0 | +4.0 | - |
| Pens Pacific | 191.8 | 201.9 | +1.0 | - |
| Pens Fixed Interest | 205.7 | 216.6 | +1.5 | - |
| Pens Index Linked | 126.5 | 133.2 | +0.7 | - |
| Pens Cash | 169.999 | 178.946 | +0.183 | - |
| Pens Property | 185.3 | 195.1 | | - |
| Pens Ethical | 110.5 | 116.4 | +1.2 | - |
| Edinburgh Inv | 199.3 | 209.8 | +2.1 | - |
| Baillie Gifford Japan | 186.9 | 196.8 | +0.7 | - |
| **Scottish Life Investments** 19 St Andrew Square, Edinburgh 031-225 2211 | | | | |
| Property | 167.6 | 176.5 | +0.1 | - |
| UK Equity | 216.6 | 228.1 | -1.7 | - |
| American | 147.8 | 155.7 | +0.4 | - |
| Pacific | 225.4 | 237.4 | +0.6 | - |
| European | 239.1 | 251.8 | +0.4 | - |
| International | 182.1 | 191.8 | +0.0 | - |
| Fixed Interest | 144.5 | 152.3 | +0.2 | - |
| Index Linked | 136.5 | 143.7 | +0.6 | - |
| Deposit | 128.4 | 135.2 | +0.1 | - |
| Managed | 176.5 | 185.9 | -0.4 | - |
| With Profits Pens | 52.8 | 55.6 | +0.0 | - |
| Pens. Property | 183.8 | 193.6 | +0.1 | - |
| Pens. UK Equity | 245.7 | 258.7 | -2.3 | - |
| Pens. American | 157.5 | 165.9 | +0.1 | - |
| Pens. Pacific | 254.3 | 267.8 | +0.7 | - |
| Pens. European | 272.7 | 287.2 | +0.5 | - |
| Pens International | 203.5 | 214.3 | -0.3 | - |
| Pens. Fixed Int | 171.5 | 180.6 | +0.3 | - |
| Pens. Index Linked | 142.4 | 150.0 | +0.6 | - |
| Pens. Deposit | 152.7 | 160.9 | +0.2 | - |
| Pens. Managed | 199.8 | 210.5 | -0.4 | - |
| **Scottish Mutual Assurance Society** 109 St Vincent St, Glasgow 041-248 6321 | | | | |
| Flex End Jan 19 | 1058.1 | 1090.8 | | - |
| Pen Mngd Dec 31 | 682.5 | 703.6 | | - |
| **Scottish Mutual Investments** 109 St Vincent St, Glasgow 041-248 6321 | | | | |
| Safety Fund | 147.8 | 155.6 | -0.1 | - |
| Growth Fund | 158.6 | 167.0 | -0.7 | - |
| Opportunity Fund | 159.6 | 168.1 | -0.7 | - |
| Worldwide Venture Fnd | 122.2 | 128.7 | -0.3 | - |
| UK Equity Fund | 171.4 | 180.5 | -2.6 | - |
| UK Smaller Cos Fund | 208.7 | 219.7 | -3.5 | - |
| European Fund | 186.5 | 196.4 | +2.8 | - |
| Far Eastern Fnd | 145.9 | 153.6 | +0.3 | - |
| Japanese Fnd | 128.5 | 135.3 | +1.0 | - |
| North American Fund | 122.9 | 129.4 | +0.0 | - |
| International Fund | 167.6 | 176.5 | +0.7 | - |
| Gilts & Fxd Int Fund | 125.0 | 131.6 | -0.1 | - |
| Index-Linked Fund | 119.9 | 126.3 | +1.0 | - |
| Property Fund | 124.5 | 131.1 | +0.0 | - |
| Cash Fund | 118.1 | 124.4 | +0.1 | - |
| Pens Safety Fnd | 163.0 | 171.6 | +0.0 | - |
| Pens Growth Fnd | 160.4 | 168.9 | -0.8 | - |
| Pens Opportunity Fnd | 163.9 | 172.6 | -0.8 | - |
| Pens W'wide Venture Fnd | 123.7 | 130.3 | -0.2 | - |
| Pens UK Equity Fnd | 167.2 | 176.1 | -2.5 | - |
| Pens UK Smlr Co's Fnd | 197.5 | 207.9 | -3.5 | - |
| Pens European Fnd | 161.0 | 169.5 | +2.4 | - |
| Pens Far East Fnd | 148.7 | 156.6 | +0.5 | - |
| Pens Japanese Fnd | 129.6 | 136.5 | -1.0 | - |
| Pens Nth American Fnd | 143.4 | 151.0 | +0.0 | - |
| Pens International Fnd | 166.3 | 175.1 | +0.7 | - |
| Pens Gilts/Fxd Int Fnd | 132.2 | 139.2 | +0.0 | - |
| Pens Index-linked Fnd | 121.1 | 127.5 | +1.1 | - |
| Pens Property Fnd | 132.5 | 139.5 | +0.1 | - |
| Pens Cash Fund | 128.0 | 134.8 | +0.1 | - |
| Pens Halifax Fnd | 132.4 | 139.4 | +0.1 | - |
| **Scottish Provident Institution** 6 St Andrews Sq, Edinburgh 031-556 9181 | | | | |
| Mixed | 176.0 | 185.3 | +1.1 | - |
| Equity | 186.6 | 196.5 | +1.4 | - |
| International | 181.5 | 191.2 | +2.1 | - |
| Property | 210.0 | 221.1 | +0.0 | - |
| Fixed Interest | 136.5 | 143.8 | +0.5 | - |
| Index-Linked | 119.6 | 125.9 | +0.8 | - |
| Cash | 129.3 | 136.3 | +0.1 | - |
| Pens. Mixed Init | 167.4 | 176.4 | +1.2 | - |
| Do Ord | 197.4 | 207.9 | +1.3 | - |
| Pens. Equity Init | 179.8 | 189.4 | +1.4 | - |
| Do. Ord | 212.9 | 224.2 | +1.6 | - |
| Pens. Intnl. Init | 170.0 | 179.0 | +1.9 | - |
| Do. Ord | 201.2 | 211.9 | +2.4 | - |
| Pens. Property Init | 206.8 | 217.9 | +0.0 | - |
| Do Ord | 243.9 | 256.8 | +0.0 | - |
| Pens. Fixed Int. Init | 137.5 | 144.8 | +0.5 | - |
| Do. Ord | 162.7 | 171.4 | +0.6 | - |
| Pens. Index-Lkd. Init | 107.5 | 113.2 | +0.7 | - |
| Do. Ord | 127.0 | 133.7 | +0.8 | - |
| Pens. Cash Init | 131.1 | 138.1 | +0.1 | - |
| Do. Ord | 155.8 | 164.1 | +0.1 | - |
| **Scottish Widows' Group** PO Box 902, Edinburgh EH16 5BU 031-655 6000 | | | | |
| Inv Pol 1 Feb 3 | 574.5 | 574.5 | | - |
| Inv Pol 2 Feb 3 | 528.5 | 556.4 | | - |
| Inv Pol 3 Feb 3 | 512.4 | 539.5 | | - |
| Inv Pol Cash Feb 3 | 206.4 | 217.4 | | - |
| Mixed Fund | 302.7 | 318.7 | +1.6 | - |
| Equity Fund | 366.3 | 385.6 | +2.4 | - |
| Property Fund | 216.7 | 228.2 | +0.0 | - |
| International Fund | 274.4 | 288.9 | +1.6 | - |
| Fixed Int. Fund | 221.9 | 233.7 | +1.1 | - |
| Index Stk. Fd | 132.8 | 139.9 | +0.8 | - |
| Cash Fd | 151.6 | 159.6 | +0.1 | - |
| Pens. Mixed Fd. Ord | 378.0 | 398.1 | +2.5 | - |
| Pens. Equity Fd. Ord | 466.2 | 490.8 | +3.9 | - |
| Pens. Prop. Fd. Ord | 263.0 | 276.9 | +0.0 | - |
| Pens. Int. Fd. Ord | 335.9 | 353.7 | +1.9 | - |
| Pens. Fxd Int. Fd. Ord | 291.7 | 307.2 | +1.2 | - |
| Pens. Ind. Stk. Fd. Ord | 146.7 | 154.6 | +1.0 | - |
| Pens. Cash Fd. Ord | 204.3 | 215.2 | +0.2 | - |
| PM Man | 1632.7 | 1632.7 | +10.0 | - |
| PM St Ex | 1659.8 | 1659.8 | +11.1 | - |
| PM Prop | 255.5 | 255.5 | +0.1 | - |
| PM Pens Protection | 111.8 | 111.8 | +0.1 | - |
| PM Cash | 226.8 | 226.8 | +0.2 | - |
| Ex Unit Acc | 668.0 | 708.0 | | - |
| **Shield Assurance Ltd** 40 Uxbridge Rd, W5 2BS 01-567 0700 | | | | |
| Shield Life Mngd | 108.5 | 114.4 | -0.6 | - |
| Shield Pension Mngd | 113.4 | 119.6 | -0.7 | - |
| Shield Secure | 99.0 | 104.0 | | - |
| Shield Secure Pens | 101.5 | 106.6 | | - |
| Shield Brunel | 106.6 | 112.4 | +0.6 | - |
| Shield Brunel Pens | 108.8 | 114.7 | +0.8 | - |
| **Skandia Life Assurance Co Ltd (z)** Frobisher Hse, Nelson Gte, Southampton 0703 334411 | | | | |
| Skandia Life Funds | | | | |
| Managed Fd | 250.0 | 263.1 | +2.3 | - |
| Equity Fd | 299.9 | 315.6 | +3.4 | - |
| International Fd | 236.3 | 248.7 | +1.1 | - |
| Gilt Plus Fd | 200.8 | 211.3 | +0.5 | - |
| Property Fd | 192.0 | 202.1 | +0.1 | - |
| Deposit Fd | 180.4 | 189.8 | +0.1 | - |
| North American Fd | 119.5 | 125.7 | +0.1 | - |
| North European Fd | 197.3 | 207.6 | +0.9 | - |
| Int. Recovery Fd | 162.8 | 171.3 | +1.1 | - |
| Pacific Fd | 191.9 | 201.9 | +0.8 | - |
| Skandia Baring Fund Managers Limited | | | | |
| Eastern | 95.5 | 100.5 | +0.4 | - |
| Equity Income | 95.9 | 100.9 | +1.4 | - |
| Europe | 94.7 | 99.6 | +0.6 | - |
| Global Growth | 96.9 | 101.9 | +0.7 | - |
| Growth & Income | 96.0 | 101.0 | +1.1 | - |
| Japan Special | 96.9 | 101.9 | +0.9 | - |
| Japan Sunrise | 95.5 | 100.5 | +0.7 | - |
| First Europe | 96.0 | 101.0 | +1.2 | - |
| First North American | 96.5 | 101.5 | +0.3 | - |
| First Smlr Companies | 96.2 | 101.2 | +0.7 | - |
| Managed | 95.0 | 100.0 | | - |
| Skandia Fidelity Funds | | | | |
| American | 98.6 | 103.7 | | - |
| American Equity Inc | 89.7 | 94.4 | +0.3 | - |
| American Special Sits | 100.4 | 105.6 | +1.2 | - |
| Australia | 80.6 | 84.8 | -0.1 | - |
| Eastern Opps | 101.8 | 107.1 | +0.9 | - |
| European | 164.4 | 173.0 | +0.7 | - |
| European Income | 98.8 | 104.0 | +0.5 | - |
| Famous Names | 78.4 | 82.5 | +1.0 | - |
| Far East Income | 123.9 | 130.4 | +0.1 | - |
| Gilt & Fxd Interest | 105.7 | 111.2 | -0.2 | - |
| Global Convertible Tst | 95.8 | 100.8 | +0.1 | - |
| Growth & Income | 124.4 | 130.9 | +1.5 | - |
| Income Plus | 133.1 | 140.1 | +0.9 | - |
| International Bond | 104.5 | 110.0 | | - |
| Japan | 127.8 | 134.5 | +0.9 | - |
| Japan Special Sits | 161.2 | 169.6 | +0.4 | - |
| Managed International | 94.2 | 99.1 | +0.5 | - |
| Recovery | 119.8 | 126.1 | +1.1 | - |
| South East Asia | 142.6 | 150.1 | +0.6 | - |
| Special Sits | 158.3 | 166.6 | +1.7 | - |
| Managed | 125.6 | 132.2 | +0.8 | - |
| Skandia Framlington Funds | | | | |
| American Smllr Co's | 88.0 | 92.6 | +0.4 | - |
| American T'around | 104.0 | 109.4 | +0.6 | - |
| Capital | 209.1 | 220.1 | +1.4 | - |
| Convertible | 167.5 | 176.3 | +1.6 | - |
| European | 120.9 | 127.2 | +0.5 | - |
| Extra Income | 269.5 | 283.6 | +3.2 | - |
| Financial | 89.8 | 94.5 | +0.6 | - |
| Income & Growth | 227.1 | 239.0 | +2.6 | - |
| Intl. Growth | 94.8 | 99.7 | +0.8 | - |
| Japan and General | 197.5 | 207.8 | +1.8 | - |
| Recovery | 193.5 | 203.6 | +1.7 | - |
| Smaller Companies | 177.1 | 186.4 | +1.5 | - |
| Managed | 153.4 | 161.4 | +1.2 | - |
| Skandia Gartmore Funds | | | | |
| American | 86.1 | 90.6 | +0.2 | - |
| American Sel Opps | 77.4 | 81.4 | +0.1 | - |
| Hedged American | 137.4 | 144.6 | -0.3 | - |
| Australian | 63.7 | 67.0 | -0.2 | - |
| British | 179.1 | 188.5 | +2.5 | - |
| European | 166.6 | 175.3 | +1.5 | - |
| European Sel Opps | 99.2 | 104.4 | +0.8 | - |
| Extra Income | 219.5 | 231.0 | +1.7 | - |
| Far Eastern | 171.9 | 180.9 | +1.5 | - |
| Fixed Interest | 150.3 | 158.2 | +0.2 | - |
| Frontier Markets | 108.7 | 114.4 | +1.5 | - |
| Global | 150.4 | 158.3 | +1.5 | - |
| Global Inc & Gwth | 114.5 | 120.5 | +0.8 | - |
| Gold Share | 69.6 | 73.2 | +0.1 | - |
| High Income | 233.1 | 245.3 | +0.2 | - |
| Hong Kong | 150.1 | 158.0 | +2.0 | - |
| Income | 248.9 | 262.0 | +3.1 | - |
| Intl Fixed Interest | 113.7 | 119.6 | -0.1 | - |
| Intl Resources | 88.6 | 93.2 | -1.0 | - |
| Intl Sel Opps | 81.5 | 85.8 | +0.5 | - |
| Japan | 174.5 | 183.6 | +1.1 | - |
| Japan Sel Opps | 120.4 | 126.7 | +0.6 | - |
| Pacific Growth | 109.4 | 115.1 | +1.2 | - |
| Practical Inv | 98.3 | 103.4 | +0.7 | - |
| UK Sel Opps | 143.6 | 151.1 | +1.2 | - |
| UK Small Co Recovery | 216.1 | 227.4 | +1.5 | - |
| Worldwide Recovery | 107.9 | 113.6 | +1.4 | - |
| Managed | 163.2 | 171.7 | +0.9 | - |
| Skandia Henderson Funds | | | | |
| Special Situations | 180.5 | 189.9 | +2.0 | - |
| Recovery | 179.4 | 188.8 | +3.1 | - |
| Best of British | 108.0 | 113.6 | +1.6 | - |
| Capital Growth | 157.7 | 165.9 | +1.9 | - |
| Income and Assets | 190.5 | 200.5 | +3.0 | - |
| Income and Growth | 220.2 | 231.7 | +4.7 | - |
| High Income | 227.4 | 239.3 | +2.2 | - |
| Extra Income | 207.1 | 217.9 | +1.8 | - |
| Smaller Co. Divide | 216.2 | 227.5 | +0.9 | - |
| Preference and Gilt | 152.7 | 160.7 | +0.4 | - |
| Gilt Trust | 121.6 | 127.9 | +0.2 | - |
| Fixed Interest | 140.3 | 147.6 | +0.5 | - |
| Financial | 184.3 | 194.0 | +2.0 | - |
| Global Resources Tst | 86.3 | 90.8 | -0.5 | - |
| Global Healthcare | 141.7 | 149.1 | +0.9 | - |
| Global Inc & Growth | 135.4 | 142.5 | +0.6 | - |
| Global Technology | 93.3 | 98.2 | -0.3 | - |
| Best of the World Fd | 106.3 | 111.8 | -0.2 | - |
| International | 136.3 | 143.4 | +0.8 | - |
| Australian | 112.3 | 118.2 | -0.2 | - |
| European Income | 98.7 | 103.8 | +0.7 | - |
| European | 172.9 | 182.0 | +0.8 | - |
| European Sm. Cos | 155.3 | 163.4 | +0.6 | - |
| Hong Kong | 121.8 | 128.2 | -1.3 | - |
| Japan Trust | 215.8 | 227.1 | -1.6 | - |
| Japan Special Sits | 199.5 | 210.0 | -1.5 | - |
| Pacific Smaller Co | 175.2 | 184.4 | -1.5 | - |
| Singapore and Malays | 82.3 | 86.6 | +1.2 | - |
| Spirit of the East | 86.6 | 91.1 | +0.6 | - |
| North American | 98.7 | 103.8 | -0.2 | - |
| American Smaller Co | 90.2 | 94.9 | +0.3 | - |
| American Recovery | 112.7 | 118.6 | +0.3 | - |
| Prime Residential | 96.1 | 101.1 | | - |
| Managed | 160.5 | 168.9 | -1.7 | - |

| | Bid Price | Offer Price | + or - | Yield Gross |
|---|---|---|---|---|
| **Skandia Life Assurance Co Ltd–Contd.** | | | | |
| Skandia Kleinwort Benson Funds | | | | |
| European | 98.2 | 103.3 | +0.5 | - |
| European Special | 105.7 | 111.2 | -0.4 | - |
| Extra Income | 97.3 | 102.4 | +0.6 | - |
| Fund of Inv Tsts | 103.4 | 108.8 | -0.9 | - |
| General | 104.2 | 109.6 | -1.0 | - |
| Gilt Yield | 95.0 | 100.0 | | - |
| High Yield | 100.6 | 105.8 | +0.7 | - |
| Japan | 104.0 | 109.4 | +0.3 | - |
| Japanese Special | 96.9 | 101.9 | +0.4 | - |
| North American | 98.8 | 104.0 | | - |
| Pacific | 102.6 | 107.9 | +0.6 | - |
| Smaller Companies | 96.5 | 101.5 | +0.6 | - |
| UK Equity Growth | 98.8 | 104.0 | +0.8 | - |
| Managed | 98.8 | 103.9 | +0.5 | - |
| Skandia MIM Britannia Funds | | | | |
| Growth Gilt | 120.8 | 127.1 | +0.4 | - |
| Intl Recovery | 154.1 | 162.2 | -0.7 | - |
| Smaller Companies | 187.1 | 196.9 | +1.3 | - |
| Special Features | 79.1 | 83.2 | +0.5 | - |
| UK Income | 225.5 | 237.3 | +2.2 | - |
| Extra Income | 191.4 | 201.4 | +0.7 | - |
| Income and Growth | 211.2 | 222.3 | +1.5 | - |
| Gilt | 125.3 | 131.8 | +0.5 | - |
| Pref Shares | 165.4 | 174.1 | +0.2 | - |
| Commodity Shares | 90.3 | 95.0 | +0.4 | - |
| Financial Securities | 126.1 | 132.7 | +0.6 | - |
| Gold | 60.6 | 63.7 | | - |
| Intl Leisure Mark | 154.2 | 162.3 | +1.2 | - |
| Global Income | 117.6 | 123.7 | +0.5 | - |
| Property Shares | 182.4 | 192.0 | +1.8 | - |
| Universal Energy | 81.8 | 86.1 | +0.3 | - |
| World Technology | 76.7 | 80.7 | +0.3 | - |
| American Growth | 120.6 | 126.9 | -0.3 | - |
| U.S. Income | 96.6 | 101.6 | -0.2 | - |
| U.S. Small Co | 79.8 | 83.9 | -0.7 | - |
| Australian Growth | 64.1 | 67.4 | -0.5 | - |
| Europe Perf | 95.8 | 100.8 | +0.5 | - |
| European Sm Cos | 126.1 | 132.7 | +1.0 | - |
| Far East | 160.0 | 168.4 | +1.5 | - |
| French Growth | 86.5 | 91.0 | +0.3 | - |
| Hong Kong Perf | 121.8 | 128.2 | -1.7 | - |
| International Growth | 139.5 | 146.8 | +1.0 | - |
| Japan Performance | 229.1 | 241.1 | +2.6 | - |
| Japan Small Co | 185.1 | 194.8 | +1.4 | - |
| Singapore ASEAN Gwth | 69.0 | 72.6 | +0.3 | - |
| UK Growth | 139.9 | 147.2 | +1.5 | - |
| Managed | 131.0 | 137.8 | +0.8 | - |
| Skandia Perpetual Funds | | | | |
| American Growth | 96.4 | 101.4 | +0.3 | - |
| European Growth | 99.9 | 105.1 | +0.5 | - |
| Far East Growth | 141.3 | 148.7 | +1.8 | - |
| High Income | 110.2 | 116.0 | +1.2 | - |
| Income | 119.4 | 125.6 | +1.5 | - |
| Intl Emerging C'os | 90.8 | 95.5 | +0.7 | - |
| Intl Growth | 106.1 | 111.6 | +0.7 | - |
| UK Growth | 87.6 | 92.2 | +1.4 | - |
| Worldwide Recovery | 100.7 | 105.9 | +0.8 | - |
| Managed | 112.8 | 118.7 | +1.0 | - |
| Skandia Royal Trust Funds | | | | |
| Capital Growth | 156.2 | 164.4 | +3.1 | - |
| Pacific Basin | 148.8 | 156.6 | +1.4 | - |
| Fin. & Prop Share | 172.9 | 181.9 | +2.6 | - |
| International | 120.3 | 126.6 | +0.8 | - |
| Fixed & Convertible | 129.5 | 136.3 | +1.1 | - |
| Equity Income | 214.5 | 225.7 | +2.7 | - |
| High Yield | 214.7 | 225.9 | +1.2 | - |
| Preference Share | 218.3 | 229.7 | +0.8 | - |
| Smaller Companies | 144.2 | 151.7 | +1.3 | - |
| Worldwide Alpha | 108.9 | 114.6 | +0.8 | - |
| Managed | 162.2 | 170.7 | +2.1 | - |
| Skandia TSB Managed Funds | | | | |
| TSB American | 108.7 | 114.4 | | - |
| TSB European Growth | 107.6 | 113.2 | -1.0 | - |
| TSB Extra Income | 207.1 | 217.9 | +1.3 | - |
| TSB General | 165.5 | 174.2 | +1.7 | - |
| TSB Premier Income | 127.3 | 133.9 | +0.3 | - |
| TSB Income | 208.9 | 219.8 | +1.8 | - |
| TSB Nat Resources | 117.9 | 124.1 | +0.2 | - |
| TSB Pacific | 185.7 | 195.4 | +2.1 | - |
| TSB International | 145.0 | 152.6 | +0.9 | - |
| TSB Selected Opp | 188.9 | 198.8 | +3.1 | - |
| TSB Smaller Cos | 109.8 | 115.5 | +3.8 | - |
| TSB Managed | 142.1 | 149.5 | +1.1 | - |
| Skandia Pensions Managed Funds | | | | |
| Pensions Managed | 355.2 | 373.8 | +4.0 | - |
| Barings Managed | 95.0 | 100.0 | | - |
| Fidelity Managed | 130.6 | 137.4 | -1.0 | - |
| Framlington Managed | 222.2 | 233.8 | +2.2 | - |
| Gartmore Managed | 221.3 | 232.9 | +1.5 | - |
| Henderson Managed | 201.1 | 211.6 | +2.5 | - |
| Kleinwort B'ton Mngd | 100.2 | 105.4 | +0.8 | - |
| MIM Britannia Managed | 172.8 | 181.8 | +1.4 | - |
| Perpetual Managed | 123.4 | 129.8 | +1.4 | - |
| Royal Trust Managed | 179.3 | 188.7 | +2.6 | - |
| TSB Managed | 178.7 | 188.1 | +1.7 | - |
| Guaranteed Fd 1993 | 66.9 | 70.4 | +0.2 | 8.30 |
| All funds have equivalent pension funds. Unit prices are available from Skandia Life | | | | |
| **Standard Life Assurance Company** 3 George St, Edinburgh EH2 2XZ 031-225 2552 | | | | |
| Managed | 422.9 | 445.2 | -1.5 | - |
| Equity | 585.2 | 616.1 | -5.6 | - |
| Fixed Interest | 256.2 | 269.7 | +1.0 | - |
| Index-Linked | 137.8 | 145.1 | +1.0 | - |
| International | 383.9 | 404.2 | +3.5 | - |
| North American | 82.20 | 86.60 | +0.6 | - |
| Far East | 126.4 | 133.1 | +1.3 | - |
| European | 89.30 | 94.00 | +0.9 | - |
| Property | 271.6 | 285.9 | +0.1 | - |
| Cash | 181.7 | 191.3 | +0.1 | - |
| Pension Managed | 557.8 | 587.2 | -1.3 | - |
| Pension Stock Exchange | 124.5 | 131.1 | -0.3 | - |
| Pension Equity | 790.9 | 832.6 | -6.1 | - |
| Pension Fxd Int | 305.9 | 322.1 | +1.1 | - |
| Pension Index-Linked | 179.2 | 188.7 | +1.2 | - |
| Pension International | 525.1 | 552.8 | +5.1 | - |
| Pension Property | 332.0 | 349.5 | +0.1 | - |
| Pension Cash | 247.4 | 260.5 | +0.3 | - |
| Pension Nth American | 97.80 | 103.0 | +0.7 | - |
| Pension Far East | 107.3 | 113.0 | +1.2 | - |
| Pension European | 103.0 | 108.5 | +0.8 | - |
| **Sun Alliance Insurance Group** Sun Alliance House, Horsham 0403 64141 | | | | |
| Life Funds | | | | |
| Managed Fund | 426.3 | 448.8 | -1.0 | - |
| Equity Fund | 568.9 | 598.9 | -3.9 | - |
| Fixed Interest Fund | 295.4 | 311.0 | +0.7 | - |
| Index Linked Fund | 205.3 | 216.2 | +1.6 | - |
| Property Fund | 382.0 | 402.1 | | - |
| International Fund | 375.8 | 395.6 | +0.8 | - |
| North America Fund | 116.0 | 122.1 | +1.6 | - |
| Far East Fund | 208.5 | 219.5 | +2.1 | - |
| Deposit Fund | 200.3 | 210.9 | +0.1 | - |
| Worldwide Bond | 103.7 | 109.2 | +0.5 | - |
| Worldwide Financial | 86.50 | 91.10 | +0.20 | - |
| Worldwide Technology | 86.30 | 90.90 | +0.40 | - |
| Europesa | 90.30 | 95.10 | +0.80 | - |
| Equity Income | 147.4 | 155.2 | -0.8 | - |
| Intl Bond | | £48.01 | | |
| Pension Funds | | | | |
| Managed | 307.5 | 323.7 | -1.0 | - |
| Equity | 356.7 | 375.7 | -3.2 | - |
| Fixed Interest | 285.8 | 300.9 | +0.8 | - |
| Index Linked | 231.0 | 243.2 | +1.8 | - |
| Property | 236.4 | 248.9 | +0.1 | - |
| International | 337.6 | 355.4 | +0.9 | - |
| Deposit | 201.3 | 211.9 | +0.1 | - |
| Building Society | 117.1 | 123.3 | | - |
| Worldwide Bond | 103.0 | 108.5 | +0.6 | - |
| Equity Income | 110.1 | 115.9 | -0.7 | - |
| Fram Intl Growth | 86.10 | 90.70 | +0.50 | - |
| Fram America Smllr Cos | 80.10 | 84.40 | +2.00 | - |
| Fram Capital Tst | 130.0 | 136.9 | +0.2 | - |
| Fram Japan & General | 193.3 | 203.5 | +2.5 | - |
| Fram America Turnround | 87.30 | 91.90 | +0.90 | - |
| Fram Recovery Tst | 148.8 | 156.7 | +0.8 | - |
| Fram Special Managed | 95.30 | 100.3 | +0.7 | - |
| GT US & General | 80.50 | 84.80 | +0.40 | - |
| GT Amer Spec Sits | 79.10 | 83.30 | +1.60 | - |
| GT Japan & General | 129.8 | 136.7 | +2.1 | - |
| GT Far East & Gen | 111.6 | 117.5 | +0.5 | - |
| GT UK Capital | 149.4 | 157.3 | -0.2 | - |
| GT European | 92.70 | 97.60 | +0.30 | - |
| GT Special Mngd | 105.7 | 111.3 | +0.5 | - |
| **Sun Life of Canada (UK) Ltd** Basing View, Basingstoke, RG21 2DZ 0256 841414 | | | | |
| Maple Leaf Plans | | | | |
| Growth Account | | 974.1 | | - |
| Managed Account | | 511.2 | | - |
| Equity Account | | 698.7 | | - |
| Managed Fd. Accum | 241.7 | 254.4 | | - |
| Equity Fd. Accum | 314.4 | 330.9 | | - |
| Property Fd. Accum | 218.0 | 229.5 | | - |
| Fixed Int. Fd. Accum | 189.2 | 199.2 | | - |
| Intnl. Fd. Accum | 289.7 | 305.0 | | - |
| Money Fd. Accum | 161.4 | 169.9 | | - |
| Index-Ld. Sec. Fd. Accum | 138.9 | 146.2 | | - |
| Pension Plans | | | | |
| Pers. Pens. Account | | 1055.6 | | - |
| Pens. Mgd. Acc. Fd. Accm | 491.2 | 517.1 | | - |
| Pens. Equity Fd. Acc | 190.6 | 200.7 | | - |
| Pens. Prprty Fd. Acc | 180.6 | 190.1 | | - |
| Pens. Fixed Int Fd Acc | 153.8 | 161.9 | | - |
| Pens. Int. Fd Acc | 134.6 | 141.7 | | - |
| Pens. Money Fd Acc | 139.2 | 146.5 | | - |
| Pens. Ind-lnkd Sec Acc | 124.3 | 130.9 | | - |
| Pens. Gtd Fd. Acc | 140.4 | 147.8 | | - |
| Uni. Pens. Mgd. Acc. Fd. Acc | 111.0 | 116.9 | | - |
| Uni. Pens. Equity Fd. Acc | 113.3 | 119.3 | | - |
| Uni. Pens. Property Fd. Acc | 129.0 | 135.8 | | - |
| Uni. Pens. Fixed Int. Fd. Acc | 105.0 | 110.6 | | - |
| Uni. Pens. Int. Fd. Acc | 107.6 | 113.2 | | - |
| Uni. Pens. Money Fd. Acc | 105.8 | 111.4 | | - |
| Uni. Pens. Ind. Lnkd. Sec. Acc | 118.5 | 124.7 | | - |
| Uni. Pens. Gtd. Fd. Acc | 108.0 | 113.7 | | - |
| **Sun Life Unit Assurance Ltd** St James Barton, Bristol BS99 7SL 0272 426911 | | | | |
| Managed Acc | 534.0 | 562.2 | -0.6 | - |
| Property Acc | 316.3 | 333.0 | +0.1 | - |
| Equity Acc | 780.2 | 821.3 | -4.7 | - |
| Fixed Interest Acc | 246.7 | 259.7 | +0.7 | - |
| Index-Linked Acc | 128.3 | 135.1 | +0.9 | - |
| Cash Acc | 207.4 | 218.4 | +0.1 | - |
| American Equity Acc | 208.6 | 219.5 | +1.5 | - |
| U.S. Bonds Acc | 121.5 | 127.9 | +1.2 | - |
| Japan Acc | 306.4 | 322.6 | +2.6 | - |
| Pacific Acc | 158.4 | 166.8 | +2.8 | - |
| Far Eastern Acc | 499.1 | 525.4 | +4.5 | - |
| International Acc | 339.4 | 357.3 | +2.5 | - |
| U.S. Dollar Acc | 90.9 | 95.7 | +0.7 | - |
| Yen Acc | 133.9 | 141.0 | +0.4 | - |
| European Currency Acc | 113.1 | 119.1 | +0.5 | - |
| Distribution | 226.8 | 238.8 | | 7.14 |
| European | 103.5 | 109.0 | +0.6 | - |
| Anniversary Bond | | 91.7 | +0.6 | - |
| Sun Life Pensions Management Ltd (Units for individual pension contract) | | | | |
| Pens. Managed Acc | 641.0 | 674.8 | +0.1 | - |
| Pens. Property Acc | 287.6 | 302.8 | | - |
| Pens. Equity Acc | 937.9 | 987.3 | -3.1 | - |
| Pens. F. Interest Acc | 269.0 | 283.2 | +0.6 | - |
| Pens. Ind. Lnkd. Acc | 143.6 | 151.2 | +0.9 | - |
| Pens. Cash Acc | 243.0 | 255.8 | +0.2 | - |
| Pens. Amer. Equity Acc | 203.2 | 213.9 | +1.4 | - |
| Pens. U.S. Bonds Acc | 135.9 | 143.1 | +1.5 | - |
| Pens. Japan Acc | 335.6 | 353.3 | +3.2 | - |
| Pens. Pacific Acc | 190.1 | 200.2 | +4.0 | - |
| Pens. Far Eastern Acc | 763.2 | 803.4 | +6.0 | - |
| Pens. Internat. Acc | 406.0 | 427.4 | +3.1 | - |
| Pens. U S Dollar Acc | 106.9 | 112.6 | +1.0 | - |
| Pens. Yen Acc | 165.5 | 174.3 | +0.7 | - |
| Pens. Euro. Curr. Acc | 122.6 | 129.1 | +0.6 | - |
| Pens. Euro. Acc | 109.2 | 115.0 | +0.6 | - |
| Pens. Bldg Soc | 103.1 | 108.6 | +0.2 | - |
| **Swiss Life Pensions Ltd** 99-101 London Rd, Sevenoaks 0732 450161 | | | | |
| Equity | £332.84 | 343.13 | | - |
| Fixed Int | £174.91 | 180.80 | | - |
| Index Linked | £128.32 | 130.01 | | - |
| Property | £182.96 | 193.01 | | - |
| Cash | £175.01 | 175.01 | | - |
| Mixed | £266.53 | 274.77 | | - |
| International | £169.72 | 174.96 | | - |
| Next sub day Feb 8 | | | | |
| **TSB Life Ltd** Charlton Pl, Andover, Hants. SP10 1RE 0264 56789 | | | | |
| Managed Fund | 180.2 | 189.8 | +0.7 | - |
| Property Fund | 149.7 | 157.7 | | - |
| Fixed Int Fund | 149.4 | 157.4 | +0.1 | - |
| Money Fund | 134.8 | 142.0 | +0.1 | - |
| Equity Fund | 234.2 | 246.6 | +1.3 | - |
| Homebuyer Fund | 137.7 | 145.1 | +0.3 | - |
| Managed Inv Fund | 106.9 | 112.6 | +0.4 | - |
| TSB Pensions Ltd. | | | | |
| Managed Pension | 608.7 | 640.8 | +6.6 | - |
| Deposit Pension | 137.7 | 145.1 | | - |
| **Target Life Assurance Co Ltd** Target House, Gatehouse Road, Aylesbury, Bucks. Aylesbury (0296) 394000 | | | | |
| Managed | 417.8 | 439.8 | +3.1 | - |
| Property | 334.0 | 351.6 | | - |
| Fixed Int | 211.4 | 222.7 | +0.7 | - |
| UK Equity | 615.6 | 648.1 | +5.7 | - |
| Int. Equity | 266.1 | 280.2 | +1.4 | - |
| Deposit | 174.3 | 183.5 | +0.1 | - |
| Managed Property | 329.5 | 346.9 | +3.7 | - |
| American Eagle | 105.7 | 111.3 | -0.1 | - |
| Worldwide Income | 161.9 | 170.5 | +0.7 | - |
| Pacific | 180.3 | 189.8 | -2.0 | - |
| Australian | 26.8 | 28.3 | | - |
| Japan | 374.8 | 394.6 | +7.3 | - |
| Commodity | 94.0 | 99.0 | +0.7 | - |
| Gold | 73.3 | 77.2 | +0.5 | - |
| Financial | 214.5 | 225.8 | +1.4 | - |
| Income | 286.8 | 301.9 | +4.2 | - |
| Special Situations | 212.7 | 223.9 | -7.1 | - |
| Convertible | 108.6 | 114.4 | +0.8 | - |
| Preference | 201.1 | 211.7 | +2.7 | - |
| International Bond | 85.1 | 89.6 | +0.7 | - |
| European Spec. Sits | 144.4 | 152.0 | +0.8 | - |
| Sterling | | 7.6 | | - |
| Residential Property | 91.2 | 96.0 | | - |
| Pension Funds | | | | |
| Managed Pension | 1364.1 | 1435.9 | +13.4 | - |
| Gilt Pens | 435.9 | 458.9 | +1.8 | - |
| Property Pens | 951.9 | 1002.1 | +10.7 | - |
| Equity Pens | 541.3 | 570.9 | +0.2 | - |
| Index-L Plan | 152.4 | 160.5 | +0.5 | - |
| Guar. Pen | 318.6 | 335.4 | | - |
| Leicester Retirement | 186.2 | 196.1 | | - |
| Deposit Pension | 103.8 | 109.3 | | - |
| Prices quoted are for Accumulation units | | | | |

| | Bid Price | Offer Price | + or - | Yield Gross |
|---|---|---|---|---|
| **Teachers' Assurance Company Ltd** 12 Christchurch Rd, B'mouth BH1 3LW 0202 291111 | | | | |
| Managed Fund | 215.6 | 226.9 | | - |
| Gilt & Fixed Int Fd | 151.7 | 159.7 | | - |
| Cash Fund | 136.5 | 143.7 | | - |
| Pensions Managed | 102.6 | 108.0 | | - |
| Pensions Cash | 104.6 | 110.1 | | - |
| **Tunbridge Wells Equitable** Abbey Court, Tunbridge Wells 0892 515353 | | | | |
| Assurances | | | | |
| Capital & Income | 305.0 | 322.0 | | - |
| C&I Regular | 50.9 | 53.6 | | - |
| C&I Exempt | 51.6 | 54.3 | | - |
| Prize Plan Exempt | | 130.4 | | - |
| Do Taxable | | 117.1 | | - |
| Beehive Bond Exempt | | 47.9 | | - |
| Do Standard | | 46.3 | | - |
| Descender Growth Exempt | | 78.00 | | - |
| Dominion Growth | | 60.50 | | - |
| Kleeman Funds | | | | |
| Life Assurance | 489.7 | 504.8 | | - |
| Savings Narrow | 225.3 | 232.2 | | - |
| Savings Wide | 493.3 | 508.5 | | - |
| Pensions | | | | |
| Managed Initial | 77.0 | 81.1 | | - |
| Do. Ordinary | 86.6 | 91.2 | | - |
| Deposit Initial | 98.6 | 103.8 | | - |
| Do. Ordinary | 110.8 | 116.6 | | - |
| **UK Life Assurance Co Ltd** Worthing Rd, Horsham, RH12 1SL 0403 40033 | | | | |
| Managed | 105.4 | 111.0 | | - |
| Property | 152.2 | 160.2 | | - |
| Equity | 142.6 | 150.1 | | - |
| International | 91.4 | 96.2 | | - |
| Fixed Interest | 110.6 | 116.4 | | - |
| Deposit | 110.8 | 116.6 | | - |
| Langham 'A' Plan | 108.4 | 114.1 | | - |
| Langham Prop Bond | 641.3 | 675.0 | | - |
| Langham Wisp Managed | 163.9 | 172.5 | | - |
| Pension Funds | | | | |
| Managed Capital | 91.7 | 96.5 | | - |
| Managed Accum | 107.0 | 112.6 | | - |
| Property Capital | 150.0 | 157.9 | | - |
| Equity Capital | 127.8 | 134.5 | | - |
| Intl Capital | 75.2 | 79.1 | | - |
| Fxd Int Capital | 100.3 | 105.6 | | - |
| Deposit Capital | 104.4 | 109.9 | | - |
| Langham Harvest | 258.3 | 271.8 | | - |
| **Wesleyan & General Assurance Soc** Colmore Circus, Birmingham, B4 6AR 021-200 3003 | | | | |
| Managed Fd | 192.8 | 202.5 | | - |
| Pens Managed Fd | 106.7 | 112.1 | | - |
| **Windsor Life Assur Co Ltd** Windsor House, Telford, Shropshire 0952 292929 | | | | |
| Accum. Pen. Units | 567.7 | 597.8 | | - |
| American | 217.0 | 228.5 | | - |
| Deposit | 188.2 | 198.1 | | - |
| Far East Fd | 243.4 | 256.2 | | - |
| Flex. Inv. Growth | 297.4 | 313.1 | | - |
| Fut. Ass. Gth | [illegible] | [illegible] | | - |
| Gilt | 242.5 | 255.2 | | - |
| Ground Rent & Gilt Fd | 163.5 | 172.1 | | - |
| High Inc. Equity | 304.6 | 320.6 | | - |
| High Inc. Fixed Int | 125.1 | 131.7 | | - |
| Hedge Fund | 330.1 | 347.5 | | - |
| Index-Linked Gilt | 140.0 | 147.4 | | - |
| Initial Pen Units | 369.8 | 388.3 | | - |
| Investor Units | 274.5 | 288.9 | | - |
| Kiwi Key (Managed) | 376.2 | 394.0 | | - |
| N Amer. Fund | 174.5 | 183.7 | | - |
| Open Plan Mngd Fd | 259.5 | 273.2 | | - |
| Pacific | 579.7 | 610.2 | | - |
| Property | 210.0 | 221.0 | | - |
| Ret Ass Pen | | £132.0 | | - |
| Retail & Rvrs'y Life | 136.8 | 136.0 | | - |
| Retail & Rvrsy Pen Uts | 149.6 | 149.6 | | - |
| Takeover Fund | 464.5 | 489.0 | | - |
| UK Equity | 312.5 | 328.9 | | - |
| **Zurich Life Assurance Co Ltd** 11 Guildhall Walk, Portsmouth PO1 2LR 0705 822200 | | | | |
| UK Managed | 103.6 | 109.1 | -0.4 | - |
| International | 100.6 | 105.9 | -0.4 | - |
| Swiss | 96.3 | 101.4 | +1.2 | - |
| UK Equity | 106.1 | 111.7 | -0.6 | - |
| UK Gilt & Fixed Int | 96.4 | 101.5 | +0.2 | - |
| Security | 96.3 | 101.3 | | - |

## MANAGEMENT SERVICES

| | Bid Price | Offer Price | + or - | Yield Gross |
|---|---|---|---|---|
| **David M. Aaron (Personal Fin. Plnrs.) Ltd** The Old Town Hall, Toddington, Beds 05255 5282 | | | | |
| D.Aaron Mngd Ryl H | 147.8 | 155.6 | +2.3 | - |
| D.Aaron Mngd Targ Bd | 168.3 | 177.2 | +0.5 | - |
| D.Aaron Mngd Targ Pens | 85.5 | 90.0 | +0.5 | - |
| Opes Con Skan Bd(z) | 102.0 | 107.3 | +0.5 | - |
| Opes Con Skan Pens(z) | 113.3 | 119.2 | +0.8 | - |
| **The Analysis Group PLC** 1 Park View, Harrogate, HG1 5LY 0423 523311 | | | | |
| Life Managed Funds | | | | |
| APM Managed (Skd) | 162.7 | 171.2 | +1.1 | - |
| APM Intntl Inv (RH) | 131.9 | 138.9 | | - |
| APM High Yield | 97.6 | 102.8 | | - |
| APM E.I. & Growth | 105.5 | 105.5 | | - |
| APM Bond Fund (Target) | 81.7 | 86.0 | | - |
| APM Unit Bd (S & P) | 45.9 | 48.6 | +0.6 | - |
| Pensions Managed Funds | | | | |
| APM Exclusive Pen (RH) | 140.6 | 147.4 | | - |
| APM Mngd Pen (Skd) | 585.8 | 616.6 | +5.5 | - |
| APM Mngd Pen (Target) | 75.1 | 79.1 | +0.2 | - |
| APM Unit Pen (S & P) | 54.3 | 57.5 | +0.8 | - |
| Allied Financial Services see Rutland Insurance | | | | |
| **Blackstone Franks Plc** 26-34 Old Street, London EC1 01-250 3300 | | | | |
| BF Worldwide SGF | £9.11 | 9.70 | | - |
| BF Priv Client Port | £1.432 | 1.496 | +0.002 | - |
| BF Priv Cl't Pen Pt | £1.139 | 1.198 | +0.026 | - |
| **Bryan Watts & Partners Ltd** Paxton Hse, 25 Haymarket, Ldn, SW1 01-930 8228 | | | | |
| Schroder Pen Fd | 111.1 | 116.9 | +0.4 | - |
| Target Pen Fd | 61.0 | 64.3 | +0.5 | - |
| Target Bond Fd | 88.4 | 93.1 | +0.5 | - |
| **Cameron Law & Company Ltd** 148/149 Gt. Charles St, Birmingham B3 3HT 021 200 3132 | | | | |
| Moneymaker Mngd | 156.7 | 165.0 | -0.3 | - |
| Moneymaker Spec Sits | 74.3 | 78.2 | +0.7 | - |
| Moneymaker Growth | 76.6 | 80.7 | | - |
| Griffin Fd | 159.4 | 167.8 | | - |
| High Yield Inv Fd | 109.8 | 115.5 | | - |
| Offshore Funds | | | | |
| Managed Intl | 99.6 | 107.2 | | - |
| **James Campbell & Son Financial Services** 38 Railway Rd, Coleraine Co. Londonderry 0265 44321 | | | | |
| Investment Portfolio | 131.6 | 138.6 | +0.9 | - |
| **Chase de Vere PLC** 63 Lincoln's Inn Fields, London WC2A 3JX 01-404 5766 | | | | |
| Safeguard Fd | 96.3 | 101.4 | +0.4 | - |
| United Kingdom Fd | 156.7 | 164.6 | +0.3 | - |
| Worldwide Fd | 99.1 | 104.1 | +0.1 | - |
| **Clifton Financial Mgmt Ltd** 27 Berkeley Square, Bristol BS8 0272 225331 | | | | |
| Managed Gth Fd | 111.3 | 117.2 | | - |
| **Drummond Moores Plc** 1 Maddox Street, London W1R 0DE 01-439 1061 | | | | |
| Prts Man Fd (Target) Pen | 80.3 | 84.6 | +0.6 | - |
| BKC Prts Fd Skan Pens(z) | 160.5 | 168.9 | +1.3 | - |
| **First Financial Services PLC** One Mitre Sq, London, EC3A 5AN 01-283 2500 | | | | |
| Private Fund Accum (z) | 138.7 | 146.0 | | - |
| **The Fitzgrade Group** 2nd Flr, 23 Maddox St, London W1 01-409 3337 | | | | |
| Prudent Fund (SKD) | 90.7 | 95.41 | +0.5 | - |
| **Gartmore Fund Managers Ltd** Safeguard, underwritten by General Portfolio Life Ass. Admin. 0992 31971, Enq. 01-623 1212 | | | | |
| Safeguard Fund | 122.6 | [illegible] | +0.2 | - |
| **Hinton Hill (L. & P) Ltd** 1 The Crescent, Leatherhead, KT22 8DH 0372 377811 | | | | |
| HH Balanced Gwth | 96.5 | 101.5 | +0.6 | - |
| HH Managed | 85.0 | 89.5 | +0.8 | - |
| HH International | 92.1 | 97.0 | +0.3 | - |
| HH Actively Managed | 103.5 | 108.9 | +0.1 | - |
| **Hurstminster Financial Services (CY) Ltd** | | | | |
| HFS NEL Mngd Fd | 99.1 | 104.3 | +0.5 | - |
| HFS Skandia Mngd Fd(z) | 154.9 | 163.0 | +1.0 | - |
| HFS GRE Mngd Fd | 117.2 | 123.4 | +1.6 | - |
| HFS Scot Life Mngd Fd | 122.5 | 129.0 | +1.2 | - |
| HFS Sun Allnce Mngd | 104.4 | 109.9 | +1.1 | - |
| HFS Sun All Int Mngd | £1.15 | 1.23 | | - |
| HFS Sun All Int Mgd Stg | £0.98 | 1.05 | | - |
| HFS M & G Mngd Acc | 85.1 | 89.5 | +0.3 | - |
| HFS M & G Mngd Cap | 56.7 | 59.7 | +0.2 | - |
| HFS Generali Mngd Fd | 118.2 | 124.6 | +2.6 | - |
| HFS Target Mngd Fd | 108.0 | 113.7 | +0.7 | - |
| HFS Roy Int Mngd | 96.1 | 103.4 | | - |
| **Investment Portfolio Services Ltd** 15 Manchester Sq, London W1M 5AE 01-486 0177 | | | | |
| IPS Investment Bond Mngd Fd | | | | |
| IPS Bond Fd | 172.9 | 181.9 | +0.6 | - |
| IPS Global Gwth Fd | 101.3 | 106.5 | +0.4 | - |
| IPS Masterfund | | 117.8 | +0.2 | - |
| IPS Secure Gth Fnd | 88.6 | 93.6 | +0.3 | - |
| Specialists to Acc Port | 147.2 | 155.0 | +0.4 | - |
| **Johnson Fry Financial Services Ltd** Dorland Hs 20 Regent St, Ldn SW1Y 4PZ 01-439 0924 | | | | |
| J. Fry Man M&G Fd (z) | 147.1 | 154.6 | +0.8 | - |
| J. Fry Man Tgt PnFd (z) | 81.7 | 86.1 | +0.7 | - |
| J. Fry Man Pru Holborn Fd | 85.4 | 89.9 | +0.7 | - |
| J. Fry Norwich Union | 82.1 | 86.4 | +0.5 | - |
| J. Fry Skandia Prestd | 83.5 | 87.8 | +0.6 | - |
| J. Fry L & M Secure | | 163.3 | +1.4 | - |
| **Knight Williams & Company Ltd** 161 New Bond Street, London W1Y 0LA 01-408 1138 | | | | |
| KW M&G Managed Inc | 120.0 | 126.1 | +0.8 | - |
| KW Henderson Man 1 | 95.3 | 100.4 | +0.1 | - |
| KW Henderson Man 2 | 98.5 | 103.5 | +0.7 | - |
| KW GRE Managed | 103.9 | 109.4 | +1.0 | - |
| KW Schroder Man | 115.4 | 121.4 | +0.3 | - |
| KW Prolific Man | 103.9 | 109.4 | | - |
| KW CM&G Fd Man 69 | 119.4 | 125.7 | | - |
| KW Albany Man | 111.1 | 116.9 | | - |
| KW Crown Man | 95.0 | 99.9 | | - |
| KW NM Schroder III Man | 108.9 | 114.6 | +0.3 | - |
| KW Norwich Union Man | 93.8 | 98.7 | | - |
| KW M & G Cap | 80.0 | 84.1 | +0.5 | - |
| KW Henderson Mngd 3 | 99.6 | 104.9 | +1.3 | - |
| KW Albany Mngd Init | 103.2 | 108.6 | | - |
| KW Schroder Man Cap | 108.1 | 113.7 | +0.3 | - |
| **Lamont & Partners Plc** 42 Hertford Street, W1Y 7TF 01-629 4509 | | | | |
| Private Mangd Accum | 153.6 | 161.7 | +1.7 | - |
| Private Speculator | | 85.89 | +1.17 | - |
| Private Portfolio (z) | 102.8 | 108.2 | +0.5 | - |
| **M & E Financial Management Plc** Royal Hse, Swarsion St, Leeds 0532 435200 | | | | |
| M&E RH Man Fd | 134.7 | 142.1 | | - |
| M&E GRE Man Fd (z) | 127.0 | 133.7 | -0.7 | - |
| M&E Eq Law Man Fd (z) | 121.3 | 127.6 | +1.2 | - |
| M&E Crown Man Fd (z) | 111.3 | 117.1 | -0.2 | - |
| M&E Schroder Man Fd | 93.4 | 98.3 | | - |
| M&E Schroder Pen Fd (z) | 123.4 | 129.8 | +0.1 | - |
| M&E Target Pen Fd (z) | 70.4 | 74.2 | +0.4 | - |
| M&E Pros Cap Man Fd | 89.4 | 94.3 | +0.1 | - |
| **Marsh Financial Management Ltd (0876)** 2/4 Vale Ave, Tunbridge Wells, TN1 1DJ 0892 515616 | | | | |
| Marsh (M&G) Fund | 95.5 | 100.4 | +0.1 | - |
| Marsh (M&G) Pens Fd | 117.6 | 123.8 | +0.2 | - |
| Marsh (Target) Fund | 101.9 | 107.3 | +0.1 | - |
| Marsh (Target) Pens Fd | 62.7 | 65.8 | +0.1 | - |
| Marsh (Schroder) Fund | 104.0 | 109.4 | +0.4 | - |
| **Noble Lowndes & Partners Ltd** PO Box 144, Croydon 01-686 2466 | | | | |
| Lowndes I (Cle Mad)(z) | 128.9 | 135.7 | -0.6 | - |
| Lowndes II (Cle Mad)(z) | 110.8 | 116.7 | -0.5 | - |
| Lowndes (Scot. Eqpt.) | 116.5 | 122.6 | +0.9 | - |
| Norcolnder Group see Rutland Insurance | | | | |
| **O'Halloran & Co/Countrywide** 7 Carell Ct, North St, Peterborough PE1 1RA 0733 44838 | | | | |
| Managed Fd | 113.0 | 119.0 | +0.2 | - |
| **PBR Fund Management Ltd** 16 Northumberland Avenue, WC2N 5AP 01-839 6876 | | | | |
| Flexi-Bond | 134.7 | 141.6 | +0.5 | - |
| Flexi Pension Bond | 125.8 | 132.2 | +0.6 | - |
| Managed Bond | | 114.9 | +0.3 | - |
| Managed Pension | | 119.1 | +0.4 | - |
| **The Porchester Group** 91 Wimpole Street, London W1M 7DA 01-493 9090 | | | | |
| Porchester Managed Funds | | | | |
| Albany (z) | 119.7 | 126.0 | +0.4 | - |
| Cornhill (z) | 99.0 | 104.5 | | - |
| Irish Life (z) | 126.7 | 133.4 | | - |
| Schroder (z) | 104.5 | 110.0 | | - |
| Standlo (z) | 116.0 | 122.1 | +0.6 | - |
| Target (z) | 107.1 | 112.8 | +0.3 | - |
| Trident (z) | 119.3 | 125.6 | +0.2 | - |
| Porchester Managed Pension Funds | | | | |
| Albany (z) | 131.5 | 138.3 | +0.6 | - |
| Schroder (z) | 102.3 | 107.6 | | - |
| Standlo (z) | 133.2 | 140.2 | +0.7 | - |
| Target (z) | 111.8 | 117.7 | | - |

| | Bid Price | Offer Price | + or - | Yield Gross |
|---|---|---|---|---|
| **Rawborough Financial Management Ltd** 123-125 Curtain Road, London EC2A 3BX 01-739 7117 | | | | |
| Managed Fd (NEL) | | 99.2 | +0.2 | - |
| Pension Managed (NEL) | | 90.4 | +0.2 | - |
| Discretionary Fd (NEL) | | 128.6 | +0.5 | - |
| Growth Pens Fd (NEL) | | 97.9 | +0.6 | - |
| Multi-Trust Fd (Skd) | 87.4 | 92.0 | +0.2 | - |
| Fortress Pens Fd | 101.5 | 106.8 | +0.3 | - |
| Evergreen Mngd (SM) | 160.4 | 168.9 | +1.2 | - |
| Mutual Master (SM) | 109.1 | 114.9 | +0.9 | - |
| **Rutland Insurance Broking & Inv Grp Ltd** The Harcolnder Group, 71 London Rd, Peterborough, PE2 9BB 0733 42200 | | | | |
| Mngd Scot Mut | 107.1 | 112.8 | +1.0 | - |
| Pen. Scot. Mut | 103.9 | 109.4 | +0.9 | - |
| Man-Schroder | 106.8 | 112.4 | +0.1 | - |
| Pen Man-Schroder | 110.9 | 116.7 | +0.1 | - |
| Man. Target | 94.6 | 99.6 | +0.4 | - |
| Pen. Man. Target | 52.2 | 55.0 | +0.2 | - |
| Man Scot Eqpt | 91.0 | 95.8 | +0.4 | - |
| Enterprise Growth | 93.6 | 98.6 | | - |
| Spectrum Safety | 98.3 | 103.4 | +0.1 | - |
| Do Balanced | 99.8 | 105.0 | +0.1 | - |
| Do Adventurous | 102.0 | 107.3 | | - |
| Burlington Global | 113.6 | 119.6 | +0.9 | - |
| Bur. Global Pens | 121.9 | 128.3 | +0.9 | - |
| Allies Investment Services Ltd 2 The Windmills, Turk St, Alton, GU34 1EF 0420 80266 | | | | |
| LAS Man Life | 126.9 | 133.6 | | - |
| NEL Brit Marco Polo | 122.7 | 129.2 | | - |
| NEL Brit Monthly Inc | 118.1 | 124.3 | | - |
| NM Schroder Man Life | 127.3 | 134.0 | | - |
| NM Schroder Man Pen | 147.4 | 155.1 | | - |
| Scot Eq Man Pen | 107.7 | 113.4 | | - |
| **Sharp (Albert E.) & Co** 12 Newhall Street, Birmingham B3 3ER 021-200 2244 | | | | |
| Man-Clerical Med | 148.5 | 156.4 | +0.1 | - |
| Pens. Man-Schroder | 628.0 | 661.0 | +1.5 | - |
| **Siltala Fund Managers Limited** Siltala House, The Causeway, Bishop's Stortford, Herts | | | | |
| Siltala Managed Funds | | | | |
| Royal Heritage SDF | 94.4 | 99.4 | | - |
| Royal Heritage CGF | 128.6 | 135.4 | | - |
| Royal Heritage HIF | 134.7 | 141.8 | | - |
| Royal Heritage RTF | 96.0 | 101.1 | | - |
| Target SDF | 97.7 | 102.8 | | - |
| Target CGF | 92.5 | 97.5 | | - |
| Target HIF | 95.6 | 98.6 | | - |
| Target RIF | 96.4 | 99.4 | | - |
| **Tattersall Investment Mngt. Ltd** Waverley Ct, Wittell Rd, Lichfield, Staffs 0543 414848 | | | | |
| TIM Mngd Growth Fd | 110.7 | 116.5 | +0.7 | - |
| Exempt Fd (Accum) | 98.80 | 104.0 | +0.4 | - |
| **Towry Law & Co** 57 High St, Windsor, SL4 1LX 0753 868244 | | | | |
| Albany Life | 105.5 | 111.0 | | - |
| Clerical & Medical (z) | 113.6 | 119.6 | -0.2 | - |
| Guardian Royal Exch | 97.3 | 102.5 | +1.8 | - |
| M & G Ass (Life) | 116.3 | 122.2 | +0.7 | - |
| M & G Ass (Pens) | 133.1 | 139.9 | +0.9 | - |
| N. M. Schroder | 93.0 | 97.8 | +0.1 | - |
| N. M. Schroder Pens | 95.0 | 100.0 | +0.2 | - |
| Norwich Union Asst Mgt | 53.4 | 56.2 | | - |
| Royal Life (Unit Lnk Ass) | 109.2 | 114.9 | | - |
| Scot. Equitable (Life) | 148.7 | 156.5 | +0.9 | - |
| Scot. Equitable (Pens) | 109.1 | 114.8 | +1.0 | - |
| Scot. Mutual (Life) | 166.7 | 175.5 | +2.1 | - |
| Scot. Mutual (Pens) | 152.1 | 160.2 | +1.7 | - |
| Scot. Mutual Venture Fd | 111.5 | 117.4 | +1.4 | - |
| Prudential Holborn | 111.8 | 117.7 | | - |
| **University Medical General Ltd.** 29 Gt George St, Bristol BS1 5QT 0272 276954 | | | | |
| TIM Fd No. 1 (Skandia) | 104.6 | 110.1 | +1.1 | - |
| **J. D. Ward Financial Services Ltd** 9 Kingsway, London, WC2 B6XF | | | | |
| Target Mngd Bond | 190.0 | 200.0 | +0.1 | - |
| Target Mngd Pension | 115.7 | 121.8 | -0.4 | - |
| Albany Life Acc | 166.6 | 175.3 | +0.6 | - |
| Albany Pens Acc | 203.3 | 213.9 | +1.0 | - |
| **Yorkshire & Lancashire Investment Mgt.** Sorbiton House, Clitheroe, BB7 2JH 0200 28066 | | | | |
| High Inc Bd (P.Cap) | | 103.3 | | - |
| Growth & Income (RD) | 165.3 | 174.3 | | - |
| Global Managed (Sdr.) | 155.2 | 163.3 | | - |
| Ultra Bond (Roy.10) | 152.8 | 160.9 | | - |
| Pension Fund (Roy.10) | 128.0 | 134.8 | | - |

# OFFSHORE AND OVERSEAS

## GUERNSEY AUTHORISED

| | Init Chrge | Canc. Price | Bid Price | Offer Price | + or - | Yield Gr's |
|---|---|---|---|---|---|---|
| **Framlington Overseas Fund Mngt Ltd** PO Box 255, 18-20 The Pollet, Guernsey 0481 710651 | | | | | | |
| Far East Fund (Wed) | | | £1.2240 | 1.3219 | | |
| Income & Growth (Thur) | | | £0.7229 | 0.7701 | | 1.92 |
| Managed Portfolio | | | £0.6983 | 0.7351 | +0.0060 | |
| **John Govett Mngmt International Ltd** PO Box 208, St Peter Port, Guernsey CI 0481 26268 | | | | | | |
| Govett Int'l Mngd | 7½ | 0.840 | 0.840 | 0.908 | | |
| Govett High Inc Gilt | 5 | 0.402 | 0.402 | 0.427 | | 12.18 |
| Govett Far East Inv | 6½ | 0.940 | 0.940 | 1.005 | | |
| Emrg & Resrcs | 6½ | 0.680 | 0.680 | 0.727 | | |
| **Grofund Invest Managers (Guernsey) Ltd** PO Box 86, Guernsey, CI 0481 26521 | | | | | | |
| Grofund International | | £2.406 | 2.608 | 2.807 | | 0.53 |
| Do. £ equiv | | £1.495 | 1.495 | 1.609 | | |
| **Guinness Flight Fd Mngrs (Guernsey) Ltd** PO Box 188, St Peter Port, Guernsey 0481 23506 | | | | | | |
| Guinness Flight International Fund (Daily) | | | | | | |
| US Dollar Money | | $- | | 29.381 | | |
| Sterling Money | | £- | | 16.792 | | |
| Yen Money | | Y- | | 6259.125 | | |
| Deutschmark Money | | DM- | | 60.584 | | |
| Swiss Franc Money | | SFr- | | 45.832 | | |
| Mngd Currency Acc | | $- | 51.60 | 54.19 | | |
| Mngd Currency Dist | | $- | 37.70 | 40.31 | | |
| Intl Prime Bond | | | 22.49 | 23.40 | | |
| Intl High Yld Bond | | | 21.62 | 22.61 | | |
| Gilt Plus | | | 10.80 | 11.32 | | |
| Intl Balncd Gwth | | | 20.88 | 21.91 | | |
| Intl Conv & Equity | | | 22.49 | 23.68 | | |
| The 1992 Fund | | | 10.67 | 11.31 | | |
| Global Strategy Fund (Daily) | | | | | | |
| USS Money Fund | | | 20.16 | 21.01 | | |
| Sterling Money Fund | | | 10.13 | 10.56 | | |
| Yen Money Fund | | | 5021.36 | 5230.59 | | |
| DM Money Fund | | | 30.25 | 32.35 | | |
| Mngd Currency Fund | | | 34.49 | 36.04 | | |
| Global Bond Fund | | | 27.66 | 28.89 | | |
| Global High Inc Bd Fd | | | 21.31 | 22.27 | | |
| USS Bond Fund | | | 21.76 | 22.72 | | |
| Gilt & Stlg Bond | | | 10.68 | 11.18 | | |
| Strlng Ind Lkd Gilt Fd | | | 11.50 | 12.06 | | |
| Yen Bond Fund | | | 35.75 | 37.32 | | |
| European Bond Fund | | | 25.08 | 26.27 | | |
| Global Convtbl Fund | | | 18.61 | 19.51 | | |
| Global Equity Fund | | | 56.25 | 59.72 | | |
| North American Fund | | | 22.45 | 23.84 | | |
| UK Fund | | | 19.67 | 20.90 | | |
| Japan & Pacific Fd | | | 73.90 | 78.44 | | |
| European Fund | | | 74.73 | 79.23 | | |
| Global Energy Fund | | | 26.39 | 28.08 | | |
| Global Leisure Fund | | | 61.10 | 64.96 | | |
| Global Technology | | | 21.46 | 22.74 | | |
| All offer prices quoted inclusive of 4% initial charge except GFIF Money Funds. Conv. £25 each and bid to offer last 4%. | | | | | | |
| **Hambros Fd Mgrs (CI) Ltd** PO Box 86, Guernsey 0481 26521 | | | | | | |
| EMMA Managed | 3½ | £5.063 | 5.063 | 5.240 | | 9.74 |
| EMMA £ Bond | 3½ | £4.821 | 4.821 | 5.016 | | 11.10 |
| EMMA $ Bond | 3½ | $24.09 | 24.09 | 25.17 | | 9.33 |
| EMMA £ Money | 3½ | £10.14 | 10.14 | 10.49 | | |
| EMMA $ Money | 3½ | $15.17 | 15.17 | 15.70 | | |
| Currency Sterling | 0 | | 27.65 | 27.69 | | |
| Currency US$ | 0 | | 20.20 | 20.20 | | |
| **Kleinwort Benson (Guernsey) Fd Mngrs Ltd** PO Box 44, Guernsey CI 0481 27111 | | | | | | |
| KB Gilt* | 2½ | £13.65 | 13.65 | 14.05 | | 9.54 |
| KB Sterling Asset* | 0 | £24.60 | 24.60 | 24.60 | | |
| * Offer prices are inclusive of maximum preliminary charge | | | | | | |
| **NM Schroder Financial Mgmt Intl Ltd** Box 273 St Peter Port, Guernsey 0481 28750 Dealing 0705 387730 | | | | | | |
| Mngd. Currency | | £- | 6.278 | 6.601 | | |
| Conscience | | £- | 0.970 | 1.031 | | |
| Far East Gwth | | £- | 1.065 | 1.132 | | |
| Smaller Co's | | £- | 0.993 | 1.056 | | |
| Special Sits | | £- | 1.023 | 1.088 | | |
| Intl Bond | | £- | 0.910 | 0.968 | | |
| American Fund | | £- | 1.666 | 1.772 | | |
| American Smaller Cos | | £- | 1.125 | 1.194 | | |
| Australian Fund | | £- | 1.573 | 1.673 | | |
| British Fund | | £- | 1.397 | 1.486 | | |
| European Fund | | £- | 1.635 | 1.739 | | |
| Gold Fund | | £- | 0.671 | 0.713 | | |
| Hong Kong Fund | | £- | 1.731 | 1.841 | | |
| International Fund | | £- | 1.242 | 1.321 | | |
| Japanese Fund | | £- | 2.632 | 2.800 | | |
| Japan Smaller Cos | | £- | 2.927 | 3.113 | | |
| Singapore & Malaysia | | £- | 0.880 | 0.940 | | |
| Dollar Fixed Interest | | £- | 0.973 | 1.035 | | |
| Sterling Fixed Int | | £- | 0.959 | 1.020 | | |
| Managed Currency | | £- | 0.974 | 1.036 | | |
| **Prudential Intl Financial Services Ltd** P.O. Box 61, St Peter Port, Guernsey 0481 26268 | | | | | | |
| Holborn Currency Fund | | | | | | |
| Managed Sterling | 3 | 131.8 | 131.8 | 132.2 | +0.5 | 4.23 |
| Managed Dollar | 5 | 13.44 | 13.44 | 13.49 | | |
| Sterling Deposit | | | 103.5 | 103.5 | | 7.15 |
| Dollar Deposit | | | 10.00 | 10.00 | | |
| DM Deposit | | | 50.00 | 50.00 | | 2.02 |
| SWFr Deposit | | | 50.00 | 50.00 | | |
| J. Yen Deposit | | | 5036 | 5036 | | 2.49 |
| Vanbrugh Currency Fund PO Box 103, St. Helier, Jersey 0534 37788 | | | | | | |
| Income (A & B) | | | 175.7 | 176.0 | +0.1 | |
| Growth (C & D) | | | 185.4 | 185.6 | | |
| **Quilter International Management Ltd** PO Box 208 St Peter Port, Guernsey 0481 26268 | | | | | | |
| Quadrant Intcl. Bond | 3 | $0.99 | 0.99 | 1.04 | | |
| Quadrant Intcl. Equity | 3 | $2.44 | 2.44 | 2.56 | | |
| Quadrant Intcl. F. Best | 3 | $3.69 | 3.69 | 3.88 | | |
| Quadrant Intcl. N. Amer | 3 | $1.61 | 1.61 | 1.69 | | |
| **Rothschild Asset Management** St Julian's Ct, Guernsey 0481 713713 | | | | | | |
| OCRL £ | | | | 24.044 | | |
| OCRL A$ | | | | 27.256 | | |
| OCRL C$ | | | | 57.599 | | |
| Daily Dealings | | | | | | |

## JERSEY AUTHORISED

| | Init Chrge | Canc. Price | Bid Price | Offer Price | + or - | Yield Gr's |
|---|---|---|---|---|---|---|
| **Capital House Fund Mngrs. (C.I.) Ltd** PO Box 189, Capital Hse, Bath St, St. Helier, Jersey. Tel: 0534 74689 (Dealing) 0534 73639 (Unitholders) Facsimile: 0534 79040 Telex: 4192138 | | | | | | |
| Capital House International Growth Funds Ltd | | | | | | |
| UK Equity | 5 | $1.04 | 1.04 | 1.11 | | |
| North American | 5 | $1.46 | 1.46 | 1.55 | | |
| Japanese | 5 | $1.98 | 1.98 | 2.11 | | |
| Pacific Basin | 5 | $2.13 | 2.13 | 2.25 | | |
| Continental European | 5 | $1.82 | 1.82 | 1.93 | | |
| Gold | 5 | $1.38 | 1.38 | 1.46 | | |
| Sterling Bond | 5 | £1.29 | 1.29 | 1.36 | | |
| International Bond | 5 | $1.71 | 1.71 | 1.81 | | |
| Currencies | | | | | | |
| £ Sterling | 0 | | 19.66 | | | |
| US$ | 0 | | 14.57 | | | |
| Japanese Yen | 0 | | 3301 | | | |
| D Marks | 0 | | 52.30 | | | |
| Swiss Francs | 0 | | 45.60 | | | |
| Fr Francs | 0 | | 145.69 | | | |
| Ecu's | 0 | | 23.52 | | | |
| Managed | | | | | | |
| Intl Portfolio | 5 | $1.57 | 1.57 | 1.66 | | |
| Managed Currency | 5 | $1.72 | 1.72 | 1.82 | | |
| **Citibank (CI) Ltd "Citifunds"** Green Street, St Helier, Jersey, CI 0534 70334 | | | | | | |
| Liquidity Funds | | | | | | |
| Deutschmark Feb 7 | 3 | | | 24.443 | | |
| Yen Feb 7 | 3 | | | 2531.835 | | |
| Sterling Feb 7 | 3 | | | 8.521 | | |
| Swiss franc Feb 7 | 3 | | | 22.151 | | |
| US dollar Feb 7 | 3 | | | 14.828 | | |
| Managed Feb 7 | 3 | | | 14.803 | | |
| **EBC Trust Company (Jersey) Ltd** 1-3 Seale St, St Helier, Jersey 0534 36331 | | | | | | |
| EBC Amro Traded Currency Fund Ltd* | | | | | | |
| Income | 3 | $14.06 | 14.06 | 14.06 | | 4.64 |
| Capital | 3 | $19.30 | 19.30 | 19.88 | | |
| *Offer price includes 3% prelim. charge | | | | | | |
| **Foreign & Colonial Mngt (Jersey) Ltd** PO Box 455, 7-11 Britannia Place, Bath Street, St. Helier, Jersey 0534 38844 | | | | | | |
| **John Govett (Channel Islands) Ltd** PO Box 443, St Helier, Jersey 0534 75141 | | | | | | |
| Initial charge may alter for sales in other jurisdictions | | | | | | |
| **Lloyds Bank (CI) U/T Mgrs.** PO Box 195, St Helier, Jersey 0534 27561 | | | | | | |
| Dealing weekly on Wednesday | | | | | | |
| **MIM Britannia International Limited** PO Box 271, MIM Britannia Hse, Grenville St, St. Helier, Jersey CI 0534 73114 | | | | | | |
| **Royal Trust Jsy Fd Mngt Ltd** PO Box 428, St Helier, Jersey 0534 76077 | | | | | | |
| Govt. Secs Fd | 4 | | 65.49 | 65.49 | 66.41 | |
| **Save & Prosper International** PO Box 73, St Helier, Jersey 0534 73933 | | | | | | |
| **TSB Trust Funds (CI)** PO Box 538, 31 The Parade, St. Helier, CI 0534 73494 | | | | | | |
| **Tyndall International (Jersey) Ltd** 17, Britannia Place, Bath St, St. Helier 0534 37331 | | | | | | |
| International | 5 | | 312.7 | 332.8 | +1.1 | |
| **Warburg Investment Management Jersey Ltd** 39-41 Broad St, St Helier, Jersey, CI 0534 59482 | | | | | | |

## IoM AUTHORISED

| | Init Chrge | Canc. Price | Bid Price | Offer Price | + or - | Yield Gr's |
|---|---|---|---|---|---|---|
| **Allied Dunbar International Fund Mgrs.** Allied Dunbar House, Douglas, IoM 0624 29411 | | | | | | |
| For conversion Prices of Shares Phone: 0624 25860 | | | | | | |
| **Asset Global Funds Ltd** | | | | | | |
| **Barclays Intl Funds** | | | | | | |
| **Equity & Law International Fund Mgr Ltd** | | | | | | |

| | Init Chrge | Canc. Price | Bid Price | Offer Price | + or - | Yield Gr's |
|---|---|---|---|---|---|---|
| **Gartmore Fund Managers (IoM)** | | | | | | |
| Intl Grth Fnd 02 | 5 | $457.2 | 457.2 | | | |
| **Guinness Scandinavian Fund Ltd** | | | | | | |
| **Mercury Fund Managers Isle of Man Ltd** | | | | | | |
| **Refuge Guernsey** | | | | | | |
| **Tyndall International (Isle of Man) Ltd** | | | | | | |

## LUXEMBOURG AUTH'D

| | Init Chrge | Canc. Price | Bid Price | Offer Price | + or - | Yield Gr's |
|---|---|---|---|---|---|---|
| **Eagle Star Intl-Global Assets Fund** PO Box 101 Douglas, Isle of Man 0624 661100 | | | | | | |
| UK Equity | | £- | 0.95 | 1.00 | | |
| | | | | | | |

## BERMUDA AUTHORISED

| | Init Chrge | Canc. Price | Bid Price | Offer Price | + or - | Yield Gr's |
|---|---|---|---|---|---|---|
| **GT Management Plc** 8th Floor, 8 Devonshire Sq, London EC2M 4YJ Tel: 01-283 2575 | | | | | | |
| London Agents for: | | | | | | |
| GT Berry Japan Fd | | $- | 33.29 | | | |
| GT Dollar Fd | | $- | 17.36 | | | |

## OFFSHORE INSURANCES

| | Bid Price | Offer Price | + or - | Yield Gross |
|---|---|---|---|---|
| **Albany International Assurance Ltd** St Mary's, Castletown, Isle of Man 0624 823262 | | | | |
| Global Sterling Fd | £0.966 | | +0.009 | - |
| UK Sterling Fd | £0.962 | | +0.009 | - |
| European Sterling Fd | £0.907 | | +0.004 | - |
| Japan Sterling Fd | £0.946 | | -0.002 | - |
| Nth America Sterling | £0.945 | | +0.014 | - |
| Pacific Basin Stlg | £0.792 | | +0.017 | - |
| U.K. Blue Chip Stlg | £0.975 | | +0.007 | - |
| Active Money Sterling | £1.034 | | +0.000 | - |
| Gtd Money Sterling | £1.187 | | +0.001 | - |
| Global Dollar Fd | $0.910 | | +0.016 | - |
| UK Dollar Fd | $1.021 | | +0.011 | - |
| European Dollar Fd | $0.976 | | +0.001 | - |
| Japan Dollar Fd | $1.160 | | +0.014 | - |
| Nth American Dollar Fd | $0.996 | | +0.000 | - |
| Pacific Basin Dollar | $0.814 | | -0.002 | - |
| Active Money Dollar | $1.061 | | +0.001 | - |
| Gtd Money Dollar | $1.129 | | +0.000 | - |
| YRA Global Fd | £0.667 | | +0.000 | - |
| Scottish Fd | £1.035 | | +0.000 | - |
| RIM Fd | £1.064 | | +0.000 | - |
| **CMI Insurance Co Ltd** Clerical Medical Hse, Douglas I.O.M. 0624 25599 | | | | |
| Balanced Fd S | 56.1 | 59.7 | -0.1 | - |
| Opportunity Fd S | 59.3 | 63.1 | -0.2 | - |
| Hughes Intl Black Gdt | 49.0 | 52.2 | +0.4 | - |
| For other Unit Prices phone 0624 25599 | | | | |
| **Eagle Star International** Bfiiary Hse, Prospect Hill, Douglas, IoM 0624 20601 | | | | |
| * Prices quoted are Sterling equivalent. For other fund prices please ring 0624 20601 | | | | |
| **Equity & Law Intl Life Assce Co Ltd** Victory Hse, Prospect Hill, Douglas, IoM 0624 77877 | | | | |
| European Equity | 70.5 | 75.8 | | - |
| UK Equity | 76.0 | 81.7 | | - |
| UK Gilt & Fixed Int | 62.5 | 67.2 | | - |
| Sterling Deposit | 62.5 | 67.1 | | - |
| Managed Currency | 59.8 | 64.2 | | - |
| International Managed | 70.2 | 75.4 | | - |
| **Eurolife Assurance Group** 5-11 Mortimer St, London W1N 7RH 01-631 0778 | | | | |
| Sterling Eurobond Fd | | 150.0 | | - |
| Intnl Eurobond Fd | | 146.6 | | - |
| Discretionary Fund | | 110.8 | | - |
| **Fincorp International Ltd** Sydney Vane Hse, St Peter Port Guernsey | | | | |
| Intl $ Strategy Fd | $1.028 | 1.094 | | - |
| Intl £ Strategy Fd | £106.0 | 114.0 | | - |
| Underwritten by Providence Capital Intl. | | | | |
| **Hansard International Ltd.** 29-31 Duke Street, Douglas IoM 0624 72111 | | | | |
| **Isle of Man Assurance Ltd** Derby Hse, Athol St, Douglas, IoM 0624 24141 | | | | |
| Holiday Property Bond | 150.8 | | 0.97 | - |
| **NM Schroder Life Assurance Int Ltd*** Box 273, St. Peter Port, Guernsey 0481 28750 | | | | |
| *Prices Feb 1 Next dealing Feb 8. Weekly Dealing | | | | |
| **Premium Life International Ltd** PO Box 141, St Peter Port, Guernsey 0481 21374 | | | | |
| GT Managed Sterling | 128.0 | 138.0 | | - |
| GT Managed Dollar | 159.0 | 171.0 | | - |
| Henderson Mngd Stlng | 142.0 | 153.0 | | - |
| Henderson Mngd Dollar | 199.0 | 214.0 | | - |
| **Providence Capital International Ltd** PO Box 121, St Peter Pt, Guernsey 0481 26726 | | | | |
| For other prices ring 0481 26726-9 | | | | |
| **Royal Life Intl. Ltd** Bridge Hse, Castletown, IoM 0624 824151 | | | | |
| **Royal Skandia Life Assurance Ltd** Collinson Hse, Port Erin, IoM 0624 833343 | | | | |
| **Sun Alliance International Life** PO Box 77, New St, St Peter Port, Guernsey 0481 23539 | | | | |

# FT UNIT TRUST INFORMATION SERVICE

## OTHER OFFSHORE FUNDS

# LONDON SHARE SERVICE

## BRITISH FUNDS

### "Shorts" (Lives up to Five Years)

### Five to Fifteen Years

### Over Fifteen Years

## BRITISH FUNDS—Contd

### Undated

### Index-Linked

## CORPORATION LOANS

## COMMONWEALTH & AFRICAN LOANS

## LOANS

### Building Societies

### Public Board and Ind.

### Financial

## FOREIGN BONDS & RAILS

## AMERICANS

## INT. BANK AND O'SEAS GOVT STERLING ISSUES

Prospective real redemption rate on projected inflation of (1) 10% and (2) 5%. (b) Figures in parentheses show RPI base month for indexing, (ie 8 months prior to issue) and have been adjusted to reflect rebasing of RPI to 100 in January 1987. Conversion factor 3.945. RPI for May 1988:106.2 and for December 1988:110.3

Continued on next page

## Money Market Trust Funds

## Money Market Bank Accounts

NOTES—Gross rate to those exempt from composite rate of tax. Net, actual rate after deduction of CRT. Gr Equiv. CAR Gross equivalent to basic rate taxpayers-compounded annual rate. Int Cr frequency interest credited

UNIT TRUST NOTES

Prices are in pence unless otherwise indicated and those designated $ with no prefix refer to U S dollars. Yields % allow for all buying expenses. Prices of certain older insurance linked plans subject to capital gains tax on sales. ♦ Distribution free of UK taxes. ‡ Periodic premium insurance plans. § Single premium insurance. a Offered price includes all expenses except agent's commission. z Previous day's price. SP Suspended. ♦ Yield before Jersey tax. † Exscudividion. ‡‡ Only available to charitable bodies. ♦ Yield column shows annualised rates of NAV increase. All ex dividend.

# LONDON SHARE SERVICE

● Latest Share Prices are available on FT Cityline. To obtain your free Share Code Booklet ring the FT Cityline help desk on 01-925-2128

## AMERICANS—Contd

| High | Low | Stock | Price £ | + or - | Div Gross | C'vr | Y'ld Gr's |
|---|---|---|---|---|---|---|---|
| 19 | 14½ | USX $1 | 18½ | -¼ | $1.40 | - | 4.3 |
| 15¾ | 4½ | Unilab | 12⅝p | -5 | | | |
| 25⅞ | 17⅞ | Utd Technologies | 25⅞ | -⅛ | $1.60 | - | 3.4 |
| 163p | 27 | Utilitech Inc. | 149p | | | | |
| 35⅞ | 26⅞ | US West | 35⅞ | | $3.52 | - | 5.5 |
| 26⅞ | 16 | Waste Management $1 | 25⅞ | +⅛ | 48c | - | 1.0 |
| 16⅞ | 12⅞ | Whirlpool $1 | 15⅞ | +⅛ | $1.10 | - | 4.0 |
| 20⅞ | 15⅞ | Whitman Corp | 19⅞ | | 96c | - | 2.8 |
| 33⅞ | 18⅞ | Woolworth $3½ | 31⅞ | +⅛ | $1.64 | - | 2.9 |

## CANADIANS

| High | Low | Stock | Price £ | + or - | Div Gross | C'vr | Y'ld Gr's |
|---|---|---|---|---|---|---|---|
| 309p | 132p | ABM Gold Corp | 146p | -8 | - | - | - |
| 32 | 4½ | Abbot Energy Corp | 12½p | -3½ | - | - | - |
| 14⅞ | 8⅞ | Amer Barrick Res | 11⅞ | | - | - | - |
| 10p | 2½ | Amer Lightwave | 2½p | | - | - | - |
| 47p | 7⅞ | Armoric | 18½p | +½ | - | - | - |
| 76p | 23p | Augmitto Expln | 24p | -1 | - | - | - |
| 14⅞ | 10⅞ | Bk. Montreal | 14⅞ | -⅛ | $2.12 | - | 7.0 |
| 769p | 514p | Bk Nova Scot. | 762p | +28 | 84c | - | 5.3 |
| 18⅞ | 15⅞ | BCE | 17⅞ | | $2.44 | - | 6.6 |
| 716p | 527p | Bow Valley | 674p | | +40c | - | 2.9 |
| 14⅞ | 10⅞ | Brascan | 14⅞ | -⅛ | 88c | - | 3.0 |
| 328p | 177p | Breakwater Res. | 210p | +3 | 10c | - | 2.3 |
| 13⅞ | 8⅞ | Can.Imp Bank | 13⅞ | +⅛ | $1.16 | - | 4.2 |
| 12⅞ | 8⅞ | Can. Pacific | 12⅞ | -⅛ | 76c | - | 3.0 |
| 41⅞ | 38⅞ | Do 4pc Deb £100 | 38½ | | 4% | - | 10.4 |
| 515p | 357p | Central Capital "A" | 390p | -5 | - | - | - |
| 485p | 315p | Corona Corp | 415p | +18 | - | - | - |
| 886p | 228p | Cons TVX Min | 311p | -4 | - | - | - |
| 371p | 261½p | Darbis Mem Sys. I. | 38p | -3½ | - | - | - |
| 686p | 430p | Denison Mines | 610p | +9 | 11.75c | - | 0.9 |
| 14⅞ | 7½ | Echo Bay Mines | 853p | +23 | $0.07 | - | 0.4 |
| 839p | 249p | ECO Corp | 446p | +1 | - | - | - |
| 40p | 11p | Energex Minerals | 13p | +½ | - | - | - |
| 125p | 83p | Euro-Asia Capital | 108p | | - | - | - |
| 386p | 196p | Galactic Resources | 234p | -3 | - | - | - |
| 423p | 267p | Gandalf Techs Inc. | 299p | -12 | - | - | - |
| 125p | 41p | Geodome Res | 43½p | +½ | - | - | - |
| 394p | 141p | Granges Explnl | 371p | -5 | - | - | - |
| 19⅞ | 41p | Gt Pacific Pes | 18½p | -⅛ | - | - | - |
| 903p | 576p | Gulf Canada | 725p | | 52c | - | 3.4 |
| 12⅞ | 816p | Hawker Sid Can | 12 | | $1.08 | - | 4.3 |
| 590p | 343p | Henlys Group | 451p | +6 | - | - | - |
| 12⅞ | 785p | Hudson's Bay | 12 | | 60c | - | 2.4 |
| 28⅞ | 20⅞ | Imperial Oil | 24⅞ | | $1.80 | - | 3.6 |
| 20⅞ | 10⅞ | Inco | 18⅞ | +⅛ | US$0.80 | - | 2.4 |
| 718p | 462p | Inland Nat. Gas $1 | 646p | -15 | 60c | - | 4.5 |
| 250p | 100p | Madeleine Mines | 126p | +2 | - | - | - |
| 207p | 126p | Muscocho Expln. | 176p | +5 | - | - | - |
| 187p | 42p | Ntnl Business Syst. | 42p | | - | - | - |
| 245p | 87½p | Nevada Goldfields | 97½p | -1 | - | - | - |
| 12⅞ | 787p | Rio Algom | 11⅞ | +⅛ | $1.30 | - | 5.3 |
| 19⅞ | 11⅞ | Royal Bk. Can. | 19⅞ | +⅛ | $2.20 | - | 5.4 |
| 40⅞ | 26⅞ | Seagram | 40⅞ | -⅛ | US$1.20 | - | 1.6 |
| 361p | 74½p | Sonora Gold Corp | 85p | -1½ | - | - | - |
| 121p | 18p | Spiral Eng | 78p | +½ | - | - | - |
| 150p | 35p | Tarn Pure Tech. Corp | 100p | -4 | - | - | - |
| 19⅞ | 11⅞ | Toronto-Dom. Bk | 19⅞ | +⅛ | $1.12 | - | 2.8 |
| 742p | 566p | Trans Can Pipe | 732p | +16 | 68c | - | 4.5 |
| 205p | 127p | Varity Corp | 178p | +5 | B- | - | - |

## BANKS, HP & LEASING

| High | Low | Stock | Price | + or - | Div Net | C'vr | Y'ld Gr's | P/E |
|---|---|---|---|---|---|---|---|---|
| *278 | 124 | ANZ $A1 | 270 | +2 | s034½c | ♦ | 6.2 | ♦ |
| *271 | 180 | Allied Irish | 264 | | F972% | 3.1 | 5.8 | 9.1 |
| £13¾ | £10¾ | Algemene Fl 10 | £11¾ | -¼ | Q27% | 1.9 | 6.6 | - |
| 73 | 58 | Anglo Irish | 67 | | Q19.6% | 1.2 | 6.7 | 19.1 |
| 90 | 64 | Ansbacher (H.) 10p | 79 | +1 | 2.0 | | 3.4 | - |
| £54½ | £30½ | B'caire Cie Fr100 | £49¼ | -¾ | Q10% | | 1.9 | - |
| £40½ | £24½ | Banco Bilbao Viz | £37¼ | | Q35.7% | | 3.3 | ♦ |
| £36 | £27¼ | Banco de Santander | £30¾ | +1⅛ | Q22% | 2.4 | 1.7 | 24.0 |
| *272 | 184 | Bank Ireland IrE1 | 255 | | Q15.67% | 3.3 | 5.1 | 7.9 |
| £18½ | £15 | Bank Leumi | £17½ | | | | - | - |
| 350 | 350 | Bank Leumi (U.K.) | 350 | | 12.4 | | 4.7 | - |
| 105 | 83¼ | Bank Scotland | 101 | | †h3.15 | 4.1 | 4.2 | 6.9 |
| 110¼ | 102¼ | Do 9¼pc Irrd Pf. | 110¼ | | 9¼% | | 11.2 | - |
| *67 | 45 | Bank of Wales | 67 | | g2.8 | 2.6 | 5.7 | 9.5 |
| *477 | 360 | Barclays £1 | 457 | -4 | †19.93 | 3.5 | 5.8 | 6.5 |
| 38 | 26 | Benchmark 20p | 28 | | 1.63 | 1.0 | 7.7 | 16.1 |
| 435 | 330 | Brown Shipley £1 | 340 | | 10.5 | | 4.1 | - |
| 77 | 45 | Business Mort Tst. | 62 | | | | - | - |
| 394 | 318 | Cater Allen £1 | 368 | +3 | 22.5 | | 8.2 | - |
| 270 | 175 | Chancery | 239 | | †6.0 | 2.9 | 3.3 | 13.8 |
| £16¼ | £13¼ | Commerzbk DM10 | £15¼ | +½ | Q18% | | 3.9 | - |
| £28¼ | £18 | C'hgn Hdk Kr100 | £25¼ | -¼ | vQ15% | | 4.9 | - |
| £16 | £12½ | Dai Ichi KBk Y50 | £15⅛ | +¾ | Q15% | 2.4 | 0.2 | - |
| £180⅞ | £114½ | Deutsche Bk DM50 | £161¼ | -½ | Q24% | | 2.4 | - |
| 270 | 195 | First Nat. Fin 10p | 260 | | 11.5 | 2.9 | 5.9 | 8.4 |
| 145 | 100 | FNFC 6.3pc CnRedPref | 133 | | 6.3% | | 6.3 | - |
| £17 | £12½ | Fuji Bank Y50 | £15¾ | +¼ | hQ14.2% | ♦ | 0.2 | ♦ |
| 340 | 266 | Gerrard & National | 288 | -5 | 18.0 | | 8.3 | - |
| 136 | 110 | Goode Durrant 5p | 116xd | | ta3.3 | | 3.8 | - |
| 133 | 90 | Gunness Mahon 10p | 130 | | 1.2 | | 1.2 | - |
| 285 | 204 | Hambros 20p | 252 | -3 | †9.0 | | 4.8 | - |
| 55 | 40 | HK & Shang HK$2.50 | 55 | +1 | t038c | | 4.9 | - |
| 510 | 413 | Joseph (Leo) £1 | 475 | | †14.38 | | 4.0 | - |
| 158 | 131 | King & Shaxson 20p | 148 | +2 | 9.25 | | 8.8 | - |
| 407 | 287 | Kleinwort Benson Grp. | 332 | +2 | 14.0 | | 5.6 | - |
| 380 | 238 | Lloyds £1 | 377 | -2 | †13.2 | 4.6 | 4.7 | 6.0 |
| 57 | 40 | Lon. Scot. Bank 10p | 42xd | | 2.05 | ♦ | 6.5 | ♦ |
| 471 | 370 | Midland £1 | 466 | -2 | †20.1 | 3.0 | 5.8 | 6.3 |
| £16 | £11¾ | Mitsubishi Bank Y50 | £15 | +¾ | Q15% | 6.6 | 0.2 | 68.2 |
| 355 | 236 | Morgan Grenfell £1 | 385 | -1 | 10.85 | | 4.7 | - |
| 422 | 146 | Nat. Aust. Bk. A$1 | 322 | +2 | s032c | 1.5 | 4.9 | 14.1 |
| 605 | 509 | Nat. West. £1 | 587 | -4 | †24.0 | 5.0 | 5.5 | 4.9 |
| £225 | £130 | Ottoman Bank | £170 | | Q80% | | 4.7 | - |
| 111 | 60 | Rea Bros. Group | 66 | -2 | †1.75 | | ‡ | - |
| *177 | 94 | Rothschild (J) Hldgs. | 172 | -3 | †8.0 | 2.7 | 6.2 | 7.6 |
| 410 | 297 | Royal Bk Scotland | 403 | | 15.0 | 4.4 | 5.0 | 6.1 |
| £14 | £11¾ | Sanwa Bank Y50 | £12¼ | | Q15% | 7.1 | 0.3 | 54.1 |
| 154 | 120 | Scandinavian Bk Units | 154 | +1 | †8.0 | | 6.9 | - |
| 1000 | 850 | Schroders £1 | 925 | -10 | 16.5 | | 2.4 | - |
| 851 | 655 | Do. £1 N/V | 725 | -10 | 16.5 | | 3.0 | - |
| £23¾ | £13¾ | Sec Pacific $10 | £21⅛ | | Q$1.80 | | 4.5 | - |
| *565 | 361 | Standard Chartd. £1 | 543 | -5 | M35.0 | 0.9 | 8.6 | (18.4) |
| 126½ | 96 | TSB | 123½ | -2 | 5.24 | a3.5 | 5.8 | 6.6 |
| 171 | 135 | TSB Ch'nel Is'l | 171 | | Q6.1 | ♦ | 3.6 | ♦ |
| 595 | 470 | Union Discount £1 | 523 | | †h28.7 | | 7.3 | - |
| 355 | 272 | Warburg (S.G.) | 344 | +2 | †11.5 | | 4.5 | - |
| 133 | 98 | Do 6pc A Cnv Pf. | 118 | +3 | 6% | | 6.8 | - |
| £40½ | £23 | Wells Fargo $5 | £38¼ | +¼ | Q$3.00 | | 4.3 | - |
| *286 | 125 | Westpac $A1 | 272 | +1 | s033c | 1.7 | 5.9 | 9.7 |
| 458 | 440 | Wintrust 20p | 453 | | †6.95 | 2.9 | 2.1 | 22.4 |

### Hire Purchase, Leasing, etc.

| High | Low | Stock | Price | + or - | Div Net | C'vr | Y'ld Gr's | P/E |
|---|---|---|---|---|---|---|---|---|
| 251 | 155 | Anglo Leasing 10p | 249 | -2 | †3.5 | 6.6 | 1.9 | 10.7 |
| *251 | 150 | CLF 50p | 251 | | ♦M2.18 | 8.5 | 1.2 | 13.8 |
| 141 | 100 | Do. 6¼pc Cv Pf 50p | 141 | +1 | 6.25 | | 5.9 | - |
| 77½ | 41¼ | Capital Leasing Ir.10p | 75 | | R0112% | 3.3 | 1.5 | 21.4 |
| 71 | 54 | Cattle's (Hdgs) 10p | 64 | | †2.5 | 2.1 | 5.2 | 12.0 |
| 38 | 24 | Equity & Gen 5p | 32 | -1 | †1.75 | 1.7 | 7.3 | 9.7 |
| 369 | 309 | Prov. Financial | 348 | -1 | †16.0 | 2.2 | 6.1 | 9.7 |
| 163 | 41 | Reflex Invs. Ir5p | 163 | | L028.8% | 3.3 | 0.8 | 35.8 |
| 199 | 117 | Woodchester IR20p | 137 | | †0.65% | 5.7 | 1.1 | 24.2 |

## BEERS, WINES & SPIRITS

| High | Low | Stock | Price | + or - | Div Net | C'vr | Y'ld Gr's | P/E |
|---|---|---|---|---|---|---|---|---|
| 502½ | 220 | Allied-Lyons | 476 | -6 | †13.0 | 2.7 | 3.6 | 12.2 |
| 937 | 733 | Bass | 924 | -4 | 23.5 | 3.2 | 3.4 | 12.5 |
| | | For Belhaven see Hotels & Caterers | | | | | | |
| 195 | 127 | Boddington | 185 | -1 | †3.97 | 2.8 | 2.9 | 16.7 |
| 195 | 133 | Bulmer (H.P.) 5p | 170 | -2 | †6.5 | 2.5 | 5.1 | 10.6 |
| 217 | 120 | Burtonwood Brewery | 217 | +2 | †3.16 | 2.6 | 1.9 | 26.7 |
| 422 | 332 | Clark (Matthew) | 422 | | †11.0 | 3.6 | 3.5 | 10.5 |
| 371 | 287 | Devenish (J.A.) 5p | 319 | | 3.55 | 3.9 | 1.5 | 22.7 |
| 280 | 205 | Do 4.5pc Cv 2ndPf | 223 | | 4½% | 25.3 | 2.7 | - |
| 635 | 325 | Eldridge, Pope "A" | 598 | | 9.0 | 3.4 | 2.0 | 19.1 |
| 420 | 291 | Fuller, S.T.A. | 415 | | †h3.0 | 5.0 | 1.2 | 23.1 |
| 522½ | 418 | Grand Metrop. 50p | 513 | -7 | 15.0 | 2.7 | 4.0 | 11.7 |
| 311 | 176 | Greenall Whitley | 305 | -3 | 7.25 | 3.3 | 3.2 | 12.0 |
| 149 | 109 | Do. 5.95pcCvPf£1 | 147 | | 5.95% | | 5.4 | - |
| 584 | 434 | Greene King | 584 | +3 | †7.45 | 3.4 | 1.7 | 22.7 |
| 400½ | 271 | Guinness | 385 | -6 | †9.2 | 3.2 | 3.2 | 12.5 |
| 122 | 95 | Do 5¾pc Cnv Pf | 116 | -1 | 5.75% | 25.0 | 6.6 | - |
| £140 | £112 | Do 8¼pcCvLn | £136 | -2 | Q8¼% | 69.0 | 6.1 | - |
| 163 | 76 | Highland Dists. 20p | 163 | +1 | 2.82 | 2.7 | 2.3 | 21.6 |
| *1400 | 487 | Macallan-Glenlivet | 1400 | +25 | g4.42 | 3.9 | 0.4 | 68.2 |
| 1444 | 1125 | Macdonald Martin 'A' | 1350 | +15 | †20.0 | 2.3 | 2.0 | 29.5 |
| 181 | 110 | Marston Thompson | 181 | | †2.9 | 3.1 | 2.1 | 19.9 |
| 405 | 293 | Merrydown Wine | 383 | | †h5.33 | 4.5 | 1.9 | 16.1 |
| 700 | 464 | Morland | 700 | | 9.05 | 5.8 | 1.7 | 11.9 |
| 434 | 206 | Scott & New 20p | 429 | -5 | †9.14 | 2.4 | 2.8 | 18.9 |
| 335 | 192 | Vaux Group 10p | 333 | | 6.53 | 2.3 | 2.6 | 21.7 |
| 353 | 268 | Whitbread 'A' | 332 | -9 | †10.55 | 2.9 | 4.2 | 10.3 |
| 469 | 351 | Wolv. & Dudley | 466 | -3 | 7.0 | 4.0 | 2.0 | 16.6 |
| 530 | 345 | Young Brew 'A' 50p | 518 | -5 | †9.2 | 1.8 | 2.4 | 31.4 |
| 460 | 318 | Do. Non. V. 50p | 437 | -3 | †9.2 | 1.8 | 2.8 | 26.9 |

## BUILDING, TIMBER, ROADS

| High | Low | Stock | Price | + or - | Div Net | C'vr | Y'ld Gr's | P/E |
|---|---|---|---|---|---|---|---|---|
| 410 | 315 | AMEC 50p | 403 | -7 | †13.0 | 2.7 | 4.3 | 11.4 |
| 108 | 85 | Do 6½p Cm Cv Pf | 106 | -2 | 6½% | | 8.4 | - |
| 273 | 145 | Abbey | 195 | +2 | 24% | 4.9 | 3.7 | 7.5 |
| *459 | 325 | Anglia Sec 10p | 436 | +3 | 4.0 | 6.7 | 1.2 | 12.8 |
| 54 | 34 | Anglo Utd | 46 | +4 | 1.0 | 2.1 | 2.9 | 21.4 |
| 208 | 90 | Arncliffe 10p | 190 | -3 | †3.17 | 4.0 | 2.2 | 11.7 |
| 119 | 100 | Arthur Shaw 10p | 110 | | L3.3 | 2.8 | 4.0 | 12.0 |
| 285 | 170 | Ashtead Group 10p | 285 | +5 | h2.0 | 7.6 | 0.9 | 18.7 |
| 354 | 247 | Attwoods 5p | 354 | +1 | 7.0 | 2.3 | 2.6 | 18.4 |
| 129 | 116 | BMSS 10p | 128 | | u3.75 | 2.2 | 4.2 | 11.1 |
| 310 | 213 | BPB Inds. 50p | 249 | -5 | †8.5 | 3.3 | 4.6 | 8.1 |
| 325 | 240 | Baggeridge Brick | 325 | | 5.0 | 5.0 | 2.1 | 13.1 |
| 108 | 53 | Bailey (Ben) 10p | 105 | | 2.2 | 5.7 | 2.8 | 8.3 |
| 185 | 78 | Baldwin 10p | 177 | +5 | †2.0 | 1.3 | 1.5 | 61.5 |
| 123 | 73 | Banner Homes 10p | 91 | -2 | L2.6 | 3.0 | 3.8 | 9.7 |
| 216 | 154 | Barratt Dev. 10p | 198½ | -7½ | 11.16 | 2.1 | 7.8 | 8.1 |
| 272 | 181 | Bellway | 246 | -1 | 10.0 | 3.5 | 5.4 | 7.0 |
| 113 | 83 | Bellwinch 10p | 99 | | 3.75 | 3.5 | 5.4 | 6.3 |
| 384 | 175 | Berkeley Group | 214 | -2 | †3.5 | 10.0 | 2.2 | 6.0 |
| 125 | 83 | Bett Bros. 20p | 125 | | 3.85 | 1.6 | 4.1 | 20.1 |
| 400 | 270 | Blockleys 20p | 370 | +20 | †6.5 | 2.8 | 2.3 | 20.2 |
| 501 | 408 | Blue Circle £1 | 487 | -4 | †15.0 | 2.8 | 4.1 | 9.8 |
| 147½ | 83½ | Breedon | 135 | -2 | h3.18 | 1.2 | 3.1 | 36.2 |
| 325 | 275 | BB & EA | 325 | | †3.0 | 8.8 | 1.2 | 12.3 |
| 170 | 110 | British Dredging | 152 | -2 | †5.0 | 1.7 | 4.4 | 17.1 |
| 157 | 95 | Bryant Group | 133 | -3 | 4.3 | 3.8 | 4.3 | 8.2 |
| 125 | 103 | Bucknall Austin 1p | 114xd | | 1.3 | 2.1 | 3.9 | 12.4 |
| 166 | 112 | CALA 5p | 128 | -2 | 2.75 | 4.7 | 2.9 | 8.9 |
| 156 | 110 | CRH | 154 | -1 | †0246% | 3.4 | 3.3 | 13.5 |
| 163 | 102 | Cakebread Robey 'A' | 145 | | 3.8 | 1.5 | 3.5 | 24.9 |
| 375 | 258 | Caradon 5p | 373 | | †8.0 | 3.6 | 2.9 | 12.4 |
| 159 | 123 | Carron Phoenix 10p | 123 | | 4.0 | ♦ | 4.3 | ♦ |
| 139 | 73 | Church (Charles) 5p | 85 | | 4.0 | 3.3 | 6.3 | 6.4 |
| 178 | 133 | Colroy 10p | 159 | +1 | L4.0 | 4.9 | 3.4 | 6.4 |
| 458 | 195 | Conder Group | 458 | | †5.5 | 4.3 | 1.6 | 15.6 |
| 227 | 112 | Copson (F.) 5p | 188xd | -1 | 3.0 | 2.6 | 2.1 | 23.1 |
| 352 | 259 | Costain Group | 331 | +1 | †9.65 | 2.6 | 3.9 | 11.8 |
| 317 | 185 | Countryside Props. | 277 | -7 | 3.15 | ♦ | 1.5 | ♦ |
| 231 | 155 | Crest Nichol 10p | 206 | -3 | †5.7 | 3.5 | 3.7 | 10.4 |
| 108 | 78 | Do 5½pc Cv.Cm.Rd.Pf | 87 | -2 | 5½% | | 8.4 | - |
| 45 | 26 | Creston 10p | 34 | +1 | 1.6 | 1.1 | 6.3 | 17.7 |
| 126 | 73 | Crosby (James) 10p | 118 | | †2.0 | 7.1 | 2.3 | 8.3 |
| 310 | 229 | Douglas (Robt. M) | 294 | | †4.25 | 5.5 | 1.9 | 11.5 |
| 46 | 26 | Durion Group 5p | 34 | -1 | †0.76 | 3.3 | 3.0 | 12.6 |
| *190½ | 116½ | EBC 50p | 175 | -2 | M8.38 | 2.5 | 6.4 | 10.1 |
| 41 | 23 | Edmond Hldgs 10p | 40½ | -½ | †0.8 | 5.2 | 2.6 | 9.7 |
| 170 | 101 | Erwin Group 10p | 121 | +1 | 4.8 | 2.3 | 5.3 | 9.9 |
| 111 | 78 | Erith | 102 | -1 | †3.0 | 2.8 | 3.9 | 12.0 |
| 234 | 125 | Eve Group | 232 | | †6.0 | 2.9 | 3.5 | 13.1 |
| 215 | 101 | Fairbriar 10p | 175 | +4 | †h3.4 | 6.4 | 2.6 | 8.1 |
| 309 | 175 | Fed. Housing 5p | 250 | -3 | †5.0 | 5.5 | 2.7 | 9.1 |
| 100 | 73 | Finlan Group 10p | 85 | | †4.5 | 1.3 | 7.1 | 11.9 |
| 241 | 213 | Freeman Group 10p | 241 | | 16.75 | 3.4 | 3.7 | 10.6 |
| 75 | 54 | Galliford 5p | 75 | | 3.2 | 1.8 | 5.7 | 12.7 |
| 275 | 210 | Gibbs & Dandy 10p | 275 | | 2.6 | 3.1 | 1.3 | 33.8 |
| 91 | 63 | Do. "A" 10p | 76 | +1 | 2.6 | 3.1 | 4.6 | 9.3 |
| 645 | 385 | Gleeson (MJ) 10p | 645 | +5 | 8.14 | 7.9 | 1.7 | 10.0 |
| 265 | 160 | Harrison Inds 10p | 173xd | | 6.85 | 2.7 | 5.3 | 8.8 |
| 170 | 100 | Hatfield Ests. | 160 | | 3.0 | 6.5 | 2.5 | 7.8 |
| 132 | 91 | Hewden-Stuart 10p | 125 | -5 | †h2.04 | 4.8 | 2.2 | 12.5 |
| £425 | £295 | Do 10pc '03/08 | £410 | | Q10% | | 2.4 | - |
| 133 | 86 | Hewetson 10p | 122 | +1 | †3.0 | 2.4 | 3.3 | 15.3 |
| 120 | 108 | Do 7pc Cm Cv Pf | 120 | | 7.0 | | 7.8 | - |
| 103 | 60 | Hey & Croft 25p | 78 | | 2.81 | ♦ | 4.9 | ♦ |
| 320 | 241 | Heywood Williams | 296 | | †9.5 | 3.2 | 4.3 | 9.9 |
| 137 | 108 | Do. Cnv. Prf | 121 | +1 | 6.75 | | 7.4 | - |
| 380 | 291 | Higgs & Hill | 363 | -6 | †9.0 | 4.2 | 3.1 | 9.6 |
| 90 | 67 | How Group 10p | 84 | | †1.2 | 3.5 | 3.5 | 11.1 |
| 69 | 37 | Howard Hldgs. 10p | 49 | | †1.3 | 4.6 | 3.6 | 8.1 |

## BUILDING, TIMBER, ROADS—Contd

| High | Low | Stock | Price | + or - | Div Net | C'vr | Y'ld Gr's | P/E |
|---|---|---|---|---|---|---|---|---|
| 203 | 130 | Ibstock Johnsen | 167 | -7 | †4.0 | 3.8 | 3.2 | 10.6 |
| 97 | 20 | Intnl Amco Con | 92½ | +1 | | | | |
| 120 | 95 | Jackson Group 10p | 120 | | †3.0 | 3.3 | 3.3 | 12.0 |
| 183 | 86½ | Jarvis (J.) 5p | 155xd | +2 | †1.6 | 3.5 | 1.4 | 27.1 |
| 133 | 71 | Jennings A$ 50 | 109 | +1 | Q20% | 2.1 | 4.4 | 10.7 |
| 224 | 98 | Johnst'n Prs. 10p | 224 | | †1.77 | ♦ | 1.1 | ♦ |
| £143 | £100 | Lafarge Cop. F100 | £142 | -1 | Q25% | 5.3 | 1.6 | 11.5 |
| 356 | 270 | Laing (John) | 329 | -4 | †7.0 | 6.0 | 2.8 | 7.8 |
| 305 | 260 | Latham (J.) £1 | 305 | | †9.5 | 4.1 | 4.2 | 7.8 |
| 179 | 106 | Lawrence (W.) | 145 | | †4.75 | 3.3 | 4.4 | 9.1 |
| 187 | 111½ | Do 8.5pc CnvRdPf £1 | 130 | | 8½% | | 8.7 | - |
| 64 | 38½ | Lilley (F.J.C.) 12½p | 62½ | -1½ | 20.5 | 2.3 | 1.1 | (22.4) |
| 110 | 95 | Lon & Clydeside | 102xd | | 5.7 | ♦ | 7.5 | ♦ |
| 260 | 195 | Lovell (Y.J.) | 249 | -1 | 6.65 | ♦ | 3.6 | ♦ |
| 509 | 291 | McAlpine (Alfred) | 347 | | †16.1 | 3.1 | 6.2 | 7.0 |
| 497 | 324 | McCarthy & Stone 20p | 348 | +5 | 5.14 | 8.5 | 1.8 | 8.8 |
| 329 | 190 | McLaughlin & H. | 325 | -2 | †8.0 | 2.8 | 3.3 | 15.5 |
| 269 | 173 | Magnet | 280 | -5 | †6.9 | 2.7 | 3.3 | 14.7 |
| 90 | 72 | Do 5¾pc Pf 2012 | 84 | -1 | 5.63 | | 8.9 | - |
| 224 | 147 | Manders (Hldg) | 207 | +11 | †h5.5 | 2.1 | 3.5 | 16.2 |
| 184½ | 128 | Marley | 175 | -3 | †5.0 | 2.9 | 3.8 | 11.0 |
| 263 | 224 | Marshalls Halifax | 257 | +1 | †7.25 | 3.5 | 3.8 | 9.8 |
| 105 | 94 | Do 6½pc CnCm Red Pf | 104 | -1 | 6.5 | | 8.3 | - |
| 133 | 79 | Maunders (J) 20p | 106 | | 3.15 | 3.8 | 4.0 | 8.7 |
| 437 | 335 | Meyer Int. | 432 | -4 | 9.5 | 5.3 | 2.9 | 8.6 |
| 243 | 56 | Miller (Stan) 10p | 178 | +8 | †1.25 | 0.7 | 0.9 | - |
| 438 | 319 | Mowlem (J) | 432 | -1 | †17.25 | 2.2 | 5.3 | 11.4 |
| 108 | 67 | NSM 10p | 85 | | F3.0 | | 4.7 | - |
| 108 | 80 | Needler Group | 85 | +1 | uQ9.8 | 2.1 | 5.5 | 9.3 |
| 1923 | 1062 | Newarthill £1 | 1900 | -5 | s14.0 | 3.2 | 0.9 | 43.0 |
| 206 | 160 | Newman-Tonks | 196xd | | 8.5 | ♦ | 5.8 | ♦ |
| *184 | 109 | Persimmon 10p | 166 | | M4.5 | 5.9 | 3.6 | 8.4 |
| 128 | 75 | Phoenix Timber | 90 | | †2.5 | 3.3 | 3.7 | 8.9 |
| 1150 | 715 | Pochins | 1150 | | 19.0 | 5.6 | 2.2 | 10.8 |
| 163 | 113 | Polypipe 10p | 137 | +1 | 2.1 | 3.6 | 2.0 | 17.4 |
| 193 | 129 | Prowting 20p | 158 | -1 | W4.25 | 3.5 | 3.6 | 10.7 |
| 602 | 423 | RMC | 601 | +1 | †11.0 | 4.4 | 2.4 | 11.9 |
| 111 | 73 | Raine Inds. 10p | 102 | -3 | 3.0 | 2.5 | 3.9 | 11.8 |
| 180 | 130 | Ramus | 153 | +3 | 7.0 | 1.8 | 6.1 | 11.8 |
| *499 | 385 | Redland | 494 | -3 | †15.88 | 2.6 | 4.3 | 10.4 |
| £99 | £84½ | Redland Cap 7½pc Cv '02 | £99 | | Q7¼% | | 7.3 | - |
| 128 | 104 | Roskel 10p | 122 | | u2.7 | 3.1 | 3.0 | 12.7 |
| 175 | 111 | Rugby Group | 163 | -10 | †h4.25 | 3.0 | 3.5 | 12.2 |
| *405 | 180 | Rush & Tompkins | 390 | -2 | †12.55 | 1.9 | 4.3 | 12.0 |
| 36 | 23 | SWP Group 5p | 33 | | R0.5 | 2.3 | 2.0 | 21.5 |
| 102 | 84 | Severfield-Reeve 10p | 99 | | u2.75 | 2.3 | 3.7 | 14.0 |
| 180 | 167 | Sharpe & Fisher | 167 | -5 | H4.0 | | 3.2 | - |
| 161 | 106 | Sherco Grp. | 161 | +1 | L3.65 | 2.1 | 3.0 | 16.4 |
| 265 | 176 | Sindall (Wm) 5p | 223 | | †3.1 | 3.8 | 1.9 | 17.7 |
| 153 | 111 | Smart (J.) 10p | 142 | | d5.8 | 1.8 | 5.4 | 13.5 |
| *410 | 278 | Steetley | 397 | -10 | †g9.25 | 3.7 | 3.1 | 11.1 |
| 290 | 205 | Tarmac 50p | 277½ | -6½ | †7.25 | 3.7 | 3.5 | 10.4 |
| 141 | 89 | Tay Homes | 131 | -5 | h2.67 | 5.9 | 2.7 | 8.4 |
| 648 | 351 | Taylor Woodrow | 600 | +5 | †10.5 | 3.1 | 2.3 | 17.2 |
| 403 | 233 | Tilbury Group | 377 | | †9.2 | 3.3 | 3.3 | 12.3 |
| 299 | 218 | Travis Perkins 10p | 280 | -3 | M7.5 | | 3.6 | - |
| 135 | 105 | Tudor 20p | 120 | | 5.0 | 2.5 | 5.6 | 9.5 |
| 340 | 189 | Turriff Corp. | 327 | | †h8.33 | 3.0 | 3.4 | 10.9 |
| *68 | 38 | Tysons 10p | 54xd | | | | | |
| 113 | 93 | Westure Plant Grp 5p | 111 | -2 | L3.25 | 1.5 | 3.9 | 13.6 |
| 181 | 111 | Vibroplant 5p | 180 | -1 | †2.5 | 5.9 | 1.9 | 11.1 |
| 203 | 135 | Ward Group 5p | 203 | | †4.3 | 3.6 | 2.8 | 13.1 |
| 181 | 92 | Ward Hldgs. 10p | 126 | | 2.4 | 7.1 | 2.5 | 7.4 |
| 350 | 261 | Watts Blake | 348 | | †6.15 | 3.8 | 2.4 | 14.8 |
| *274 | 202 | Westbury 10p | 273 | +2 | †g5.5 | 6.3 | 2.7 | 6.8 |
| 281 | 151 | Wiggins Group | 236 | +1 | †6.5 | 3.1 | 3.7 | 10.6 |
| 260 | 143 | Wilson Bowden 10p | 243 | -3 | †4.2 | 6.2 | 2.3 | 9.3 |
| 205 | 140 | Wilson (Connolly) | 182 | -1 | †h2.0 | 8.5 | 1.5 | 10.7 |
| 308½ | 221 | Wimpey (Geo) | 288 | -2 | †6.75 | 3.8 | 3.1 | 10.7 |

## CHEMICALS, PLASTICS

| High | Low | Stock | Price | + or - | Div Net | C'vr | Y'ld Gr's | P/E |
|---|---|---|---|---|---|---|---|---|
| £44¾ | £25 | Akzo Fl.20 | £41½ | +⅜ | Q37½% | ♦ | 5.3 | ♦ |
| 387 | 288 | Alida Holdings | 327 | +2 | †9.25 | 2.8 | 3.8 | 12.7 |
| 144 | 106 | Allied Colloids 10p | 130½ | -1 | 2.3 | 3.7 | 2.3 | 15.1 |
| 65 | 51 | Amer Plastic Tech Ic | 58 | +1 | L02.5c | ♦ | 2.4 | ♦ |
| 679 | 441 | Amersham Intl | 509 | -1 | †10.0 | 2.9 | 2.6 | 16.4 |
| *42 | 21¼ | Astra Holdings 5p | 28 | +½ | 0.87 | 2.9 | 4.2 | 10.1 |
| £92¾ | £73¼ | BASF AG DM50 | £87¾ | +¾ | vQ20% | 1.7 | 3.6 | 15.9 |
| 159 | 118 | BTP 10p | 147 | | †6.2 | 1.7 | 5.6 | 12.8 |
| £99½ | £79⅜ | Bayer AG DM 50 | £92¾ | +¾ | vQ20% | 2.3 | 3.4 | 12.7 |
| *201 | 144 | Blagden Inds | 194 | -1 | F8.2 | 1.6 | 5.6 | (14.6) |
| 165 | 118 | Brent Chems 10p | 137 | -3 | †5.2 | 2.0 | 5.1 | 11.6 |
| *367 | 112 | Caird Group 10p | 367 | | g4.0 | 2.8 | 1.5 | 29.6 |
| 70 | 28 | Cambridge Isotope Ic | 29 | +1 | LQ0.9c | 6.2 | 1.7 | 9.4 |
| 243 | 169 | Canning (W.) | 227 | -4 | M6.5 | 3.5 | 3.8 | 11.3 |
| 255 | 165 | Chemoxy Intl. 10p | 248 | +1 | †5.75 | 2.4 | 3.2 | 13.7 |
| 378 | 285 | Coalite Group | 371 | +20 | †9.8 | 2.9 | 3.5 | 13.0 |
| 358 | 284 | Coates Bros | 331 | +4 | †7.7 | 3.7 | 3.1 | 10.4 |
| 211 | 168½ | Croda Int. 10p | 200 | -4 | †9.0 | 1.8 | 6.0 | 12.1 |
| 63 | 50 | Delmar Group | 61 | -1 | 2.34 | 2.0 | 5.1 | 13.1 |
| 118 | 68 | Doeflex 10p | 81 | | 3.45 | 2.6 | 5.7 | 9.2 |
| *195 | 147 | Ellis & Everard | 185 | | †g5.6 | 1.9 | 4.0 | 12.5 |
| £12¼ | £9¼ | Engelhard U.S.$1.00 | £10⅞ | +⅛ | Q52c | | 2.6 | - |
| 34 | 21 | European Colour 5p | 24 | -½ | †0.75 | 1.2 | 4.2 | 25.8 |
| 208 | 150 | Evode Group | 180 | -2 | 5.25 | | 3.9 | - |
| 292 | 206 | Foseco | 260 | -5 | †10.6 | 2.0 | 5.0 | (11.4) |
| 185 | 70 | Gaynor Group 10p | 138 | -3 | †3.0 | 2.8 | 2.9 | 16.1 |
| 131 | 68 | Granyte S'face 10p | 128 | | †13.0 | 2.5 | 3.1 | 16.9 |
| 138 | 102½ | HPC Grp 12½p | 128 | -1 | ♦W3.3 | 2.7 | 3.4 | 14.4 |
| 281 | 226 | Halstead (J.) 10p | 280 | -1 | 8.25 | 3.3 | 3.9 | 10.1 |
| £28¾ | £23½ | Hercules Inc | £27¼ | -¼ | Q$2.24 | | 4.5 | - |
| *248½ | 133½ | Hickson Intl | 237 | -4 | †g5.63 | 3.2 | 3.3 | 13.1 |
| £99½ | £78⅜ | Hoechst AG DM50 | £92½ | +¾ | Q20% | 1.9 | 3.4 | - |
| £368 | £280 | Do. Fin. 10pcUn.Ln | £366 | | Q10% | | 2.8 | - |
| 1205 | 947 | Imp. Chem. £1 | 1189 | -6 | †41.0 | 2.7 | 4.6 | 9.7 |
| 228 | 143 | Jeyes Group 5p | 226 | +1 | R4.2 | 2.9 | 2.5 | 13.9 |
| 439 | 350 | Laporte Inds. 50p | 423 | +2 | †12.0 | 1.9 | 3.8 | 16.7 |
| *257 | 157 | Leigh Interests 5p | 232 | | †5.65 | 2.1 | 3.3 | 19.4 |
| 197 | 137 | Do. 6pc Cv. Red. Prf | 185 | | 6% | | 4.3 | - |
| 164 | 118 | MTM 5p | 163 | | †3.0 | 3.2 | 2.4 | 15.9 |
| 697 | 612 | Montedison ADR L1000 | 612 | | 4% | 2.8 | 0.3 | - |
| £24⅛ | £11¼ | Novo Inds. 'B' Kr. 20 | £24⅛ | +⅛ | †vQ20% | 4.7 | 1.4 | 15.6 |
| £25⅛ | £14¼ | Perstorp AB 'B' Sk10 | £23¼ | | Q32% | 6.2 | 1.2 | 12.8 |
| 183 | 130 | Plysu | 188 | -1 | †2.3 | 4.7 | 1.6 | 17.5 |
| 130 | 88 | Porvair 2p | 125 | -1 | L2.34 | 3.8 | 2.5 | (10.2) |
| 74 | 43 | Ransom (Wm.) 10p | 51 | | 1.34 | 2.3 | 3.5 | 16.9 |
| 373 | 198 | Rechem Env Sens 2p | 368 | -2 | †4.5 | 2.5 | 1.6 | 32.7 |
| 256 | 175 | Rentokil 10p | 255 | +1 | †3.28 | 3.4 | 1.7 | 21.4 |
| £193¾ | £111 | Schering AG DM50 | £193¼ | +1¼ | Q24% | 2.7 | 2.0 | 18.8 |
| *171 | 102 | Sutcliffe Speakman | 157 | -3 | g2.0 | 3.4 | 1.7 | 19.3 |
| 75 | 40 | Thurgar Bardex 10p | 59 | | †2.25 | 2.8 | 5.1 | 10.8 |
| 78 | 58 | Transrap 10p | 72 | | L2.0 | 2.0 | 3.7 | 16.3 |
| 123 | 103 | Viking Pack. 10p | 118 | | 3.9 | 2.5 | 4.4 | 12.0 |
| 659 | 500 | Wardle Storeys 10p | 647 | -3 | 12.0 | 3.4 | 2.5 | 15.8 |
| 56 | 36 | Wentworth 10p | 43 | | F1.9 | 1.9 | 5.9 | 11.7 |
| 545 | 270 | Wolstenholme Rink | 443 | | 10.25 | 3.1 | 3.1 | 14.1 |
| 289 | 213 | Yorkshire Chems | 276 | -3 | †7.0 | 3.7 | 3.4 | 9.7 |
| 143 | 106 | Yale Catto 10p | 128 | -2 | †3.0 | 3.2 | 3.1 | 12.3 |

## DRAPERY AND STORES

| High | Low | Stock | Price | + or - | Div Net | C'vr | Y'ld Gr's | P/E |
|---|---|---|---|---|---|---|---|---|
| 403 | 314 | Alexon 10p | 354 | | †8.0 | 3.8 | 3.0 | 11.5 |
| *77 | 21 | Amber Day 2½p | 49½ | -½ | | | | 32.7 |
| 280 | 190 | Aquascutum 5p | 288 | +15 | 3.0 | 1.8 | 1.4 | 50.4 |
| 94 | 62 | Do. 'A' 5p | 79 | +9 | 3.0 | 1.8 | 5.1 | 14.2 |
| 136 | 91 | Ashley (Laura) 5p | 122 | +3 | 2.35 | 2.6 | 2.6 | 16.8 |
| 330 | 253 | Asprey | 383 | +5 | †4.75 | 4.3 | 2.1 | 14.2 |
| 385 | 330 | Austin Reed | 374 | +1 | 8.5 | 2.3 | 3.0 | 18.9 |
| 285 | 195 | Do. A N/V | 244 | +3 | 8.5 | 2.3 | 4.6 | 12.3 |
| 121 | 113 | Automagic 10p | 115 | | 6.5 | 1.1 | 7.5 | 16.5 |
| 171 | 118 | Beattie (J) 'A' | 159 | | 4.0 | 2.7 | 3.4 | 15.0 |
| 120 | 73 | Bedford (Wm) 5p | 90 | | †4.65 | 2.3 | ♦ | 8.3 |
| 226 | 149 | Bentalls 10p | 224 | +13 | †3.15 | 2.3 | 1.9 | 30.7 |
| 24½ | 8¼ | Blacks Leisure Grp 2½p | 11 | -½ | m0.2 | 7.5 | 2.5 | 13.8 |
| 106 | 38 | Blanchards 10p | 53 | | | | | |
| 643 | 230 | Body Shop Int 5p | 568 | -8 | 22.25 | 6.2 | 0.5 | 60.8 |
| 79 | 34 | Bolton Text. 5p | 73 | -2 | | | | |
| 350 | 155 | Brown & Jackson | 398 | | †0.1 | 11.6 | 0.3 | 29.4 |
| 290 | 184 | Brown (N) 10p | 287 | | †5.0 | 3.0 | 3.2 | 13.7 |
| 264 | 166 | Burton Group 50p | 202½ | -1½ | 8.4 | 2.8 | 5.5 | 8.4 |
| 565 | 215 | Cantors 20p | 565 | | †2.25 | 7.8 | 0.5 | 29.7 |
| 148 | 83 | Do. 'A' 20p | 116 | | †2.25 | 7.8 | 2.6 | 6.1 |
| 93 | 60 | Casket 10p | 63 | | 3.0 | 2.1 | 6.3 | 9.5 |
| 220 | 120 | Chelsea Man 5p | 215 | -5 | 2.9 | 3.2 | 1.8 | 23.4 |
| 478 | 415 | Church | 440 | | 11.5 | 2.8 | 3.5 | 12.9 |
| 176 | 150 | Clinton Cards 10p | 170 | -1 | u2.6 | 2.6 | 2.0 | 21.7 |
| 287 | 131½ | Coats Viyella 20p | 160½ | +½ | M9.0 | 2.4 | 7.5 | 6.5 |
| 478 | 202 | Coles Myer A$0.50 | 445xd | | bQ28.4c | 1.7 | 3.1 | 16.8 |
| 400 | 145 | Colorvision 5p | 345xd | | 6.5 | ♦ | 2.5 | ♦ |
| 224 | 155 | Courts | 192 | | †h4.29 | 4.1 | 3.0 | 10.4 |
| 510 | 290 | Cramphorn 50p | 463 | -5 | 5.5 | 3.5 | 1.6 | 23.7 |
| 620 | 400 | DAKS Simpson 'A' | 595 | -10 | 10.95 | 5.5 | 2.5 | 9.8 |
| 54 | 34½ | Dewhirst (I.J.) 10p | 42 | | †0.93 | 5.1 | 3.0 | 8.9 |
| 217 | 124 | Dixons Group 10p | 142 | -2 | †4.3 | 3.3 | 3.5 | 11.3 |
| 86 | 60 | Do. Cv. Cm. Rd. Pf | 66 | -1 | 5.0 | | 10.1 | - |
| 250 | 154 | Dunhill Hldgs. 10p | 242 | -4 | †2.7 | 4.8 | 1.5 | 16.6 |
| 97 | 38 | ERA Group 5p | 57 | -1 | 2.5 | 2.8 | 5.8 | 8.4 |
| 262 | 173 | Empire Stores | 286xd | -2 | 5.23 | 1.7 | 3.4 | 23.4 |
| 296 | 132 | Etam 10p | 168 | -6 | †6.0 | 3.0 | 5.0 | 8.9 |
| 331 | 228 | Euro Home Prods 5p | 275 | -2 | †5.0 | 3.1 | 2.4 | 14.4 |
| 159 | 100 | Executex 20p | 105 | -3 | †h2.5 | 3.9 | 3.2 | 10.7 |
| 138 | 33 | Fields (Mrs) $0.05 | 37 | -1 | | | | |
| 257 | 198 | Fine Art Devs. 5p | 225 | -1 | †6.8 | 0.4 | 4.0 | 13.9 |
| 345 | 270 | Forminster 10p | 325 | | †8.1 | 4.1 | 3.3 | 9.3 |
| 170 | 93 | French Connection 5p | 103 | | d5.25 | 3.0 | 6.8 | 6.2 |
| 149 | 103 | Gabicci 5p | 106 | | 4.0 | 3.6 | 5.0 | 7.2 |
| 76 | 50 | Gent (S.R.) 10p | 68 | -1 | 1.5 | 3.6 | 3.3 | 11.0 |
| 178 | 65 | Glamar Group 10p | 76 | +1 | 6.7 | 2.0 | 11.8 | 5.7 |
| 238 | 168 | Goldberg (A.) | 185 | -2 | †5.5 | 1.9 | 4.0 | 18.0 |
| *37 | 17 | Goodman Group 5p | 28½ | | ga0.33 | 0.2 | 2.2 | - |
| 1725 | 1575 | Great Universal | 1613 | | †28.5 | 3.5 | 2.4 | 15.6 |
| 1156 | 915 | GUS A | 1182 | +14 | †28.5 | 3.5 | 3.5 | 10.6 |
| 96 | 73 | Hamleys Homecare 10p | 98 | -3 | 1.8 | 4.5 | 2.7 | 11.1 |
| 46 | 29 | Helene 10p | 33½ | | †1.63 | 1.6 | 6.5 | 10.5 |
| 186 | 100 | Heritage 10p | 148 | +5 | 12.75 | 2.4 | 2.5 | 18.3 |
| 178 | 136 | Hogg Robinson 10p | 136 | | †4.5 | 2.5 | 4.4 | 12.0 |
| 69 | 57 | Hollas Group 5p | 60 | -1 | †2.9 | 2.0 | 6.4 | 10.6 |
| 166 | 113 | Honeysuckle Grp 2p | 128 | +2 | 5.6 | 2.5 | 6.2 | 8.6 |
| 212 | 150 | House of Lerose | 188 | +2 | 9.7 | 1.1 | 7.2 | 17.4 |
| 111 | 62 | In Shops 5p | 109 | | 11.3 | 3.2 | 1.7 | 25.3 |
| 385 | 312 | Jacques Vert 10p | 333 | -2 | 8.5 | 3.3 | 3.4 | 11.8 |
| 141 | 75 | Knobs & Knock 10p | 123 | +2 | †2.0 | 4.5 | 2.2 | 13.6 |
| 76 | 43 | Lanca 2½p | 57 | | †1.1 | 4.9 | 2.6 | 10.7 |
| 72 | 50 | Leslie Wise 20p | 67 | | †2.0 | 2.7 | 4.0 | 12.3 |
| 1165 | 1075 | Liberty | 1245 | | 10.6 | 4.2 | 1.2 | 25.9 |
| 648 | 588 | Do. Non Vtg | 615 | +22 | 10.6 | 4.2 | 2.3 | 13.9 |
| £17¼ | 929 | Limited Inc $0.50 | £17½ | -½ | Q24c | | 0.8 | - |
| 169 | 112 | Lloyds Chemists 5p | 166 | -1 | 1.7 | 4.8 | 1.4 | 16.8 |
| 127 | 103 | Do. 7.5pc Cm Pf 5p | 127 | +1 | 7.5 | | 7.9 | - |
| 105 | 37 | Lowndes Q'way 5p | 51 | -3 | 5.75 | 0.7 | 15.0 | 12.3 |
| 163 | 108 | Mallett 5p | 155 | +2 | †4.0 | 2.9 | 3.4 | 13.9 |
| 190 | 139½ | Marks & Spencer | 174 | -3 | †5.1 | 2.5 | 3.9 | 13.9 |
| 118 | 96 | Martin (A.) 20p | 108 | | †4.2 | 2.0 | 5.2 | 9.9 |
| 388 | 279 | Menzies (J.) | 354 | +10 | †5.8 | 5.0 | 2.2 | 12.1 |
| *472 | 287 | Miller & Santhouse 5p | 425 | +5 | ‡4.0 | 4.2 | 1.2 | 24.2 |
| 281 | 195 | Moss Bros Grp 5p | 226 | -2 | †2.5 | 2.8 | 1.5 | 29.0 |
| 295 | 123 | Next 10p | 147 | -6 | †ab.14 | 3.1 | 5.6 | 7.8 |
| 565 | 340 | Oliver (G.) "A" | 515 | | †12.5 | 4.5 | 3.2 | 8.5 |
| 850 | 225 | Owen & Robinson 5p | 250 | | 1.5 | 7.2 | 0.8 | 19.8 |
| 74 | 27 | PML 5p | 29 | +2 | 1.25 | 2.6 | 5.7 | 7.7 |
| 148 | 104 | Panfida Group | 104xd | -1 | 2.25 | ♦ | 2.9 | ♦ |
| 135 | 78 | Pentos 10p | 102 | -1 | †1.3 | 6.1 | 1.7 | 11.6 |
| 350 | 258 | Pepe Group 10p | 333 | | †4.5 | 5.0 | 1.8 | 14.8 |
| 48 | 34 | Ramar Texts. 5p | 38 | -1 | 1.75 | ♦ | 6.5 | ♦ |
| *268 | 156 | Ratners 10p | 287 | -5 | ‡15.0 | 3.8 | 3.2 | 8.9 |
| 171 | 91 | Do. Cm Conv Pf £1 | 123 | -3 | 5.85% | | 6.3 | - |
| 158 | 113 | Reject Shop 5p | 121 | | u3.15 | 2.2 | 3.5 | 15.6 |
| 118 | 96 | Ritz Design Grp 5p | 103 | -1 | 12.0 | 4.3 | 2.6 | 10.2 |
| 96 | 59 | S&U Stores 12½p | 69 | -3 | 4.0 | 2.9 | 7.7 | 5.9 |
| 50 | 38 | Do. 31¼pcPf. 12½p | 39 | | 3.94 | | 13.5 | - |
| 145 | 104 | Sears | 123 | -4 | †4.6 | 2.3 | 5.0 | 11.8 |
| 95 | 69 | Shani Group 10p | 82 | | L3.4 | 3.1 | 5.5 | 7.8 |
| 445 | 328 | Sherwood Grp 10p | 385 | +5 | †4.5 | 7.0 | 1.6 | 11.7 |
| 337 | 205 | Smith (W.H.) A 50p | 291 | -1 | †9.0 | 2.8 | 4.2 | 11.4 |
| 255 | 135 | Sock Shop Intl. 5p | 161 | +1 | 22.0 | 6.0 | 1.7 | 19.8 |
| 86 | 61 | Specialeyes 2p | 75xd | | §1.88 | 2.4 | 3.3 | 14.1 |
| 103 | 43 | Splash Prods. 10p | 68xd | +2 | 3.0 | | 5.9 | ♦ |
| 150 | 92 | Stead. & Sim 'A' | 118 | -2 | †5.6 | 1.9 | 6.3 | 10.4 |
| 64 | 55 | Stirling Group 20p | 66 | | †1.35 | 5.1 | 2.7 | 9.6 |
| 290 | 167 | Storehouse 10p | 187 | -5 | 8.8 | 2.1 | 6.3 | 10.2 |
| 81 | 37 | Summer Intl. 20p | 51 | -1 | F1.0 | | | |
| 182 | 130 | T & S Stores 5p | 148 | | †2.1 | 4.4 | 1.9 | 15.6 |
| 295 | 200 | Tibbet & Britten 5p | 290 | +3 | †3.0 | 3.0 | 2.1 | 21.3 |
| 151 | 73 | Tie Rack 5p | 88 | | †1.21 | 4.5 | 1.8 | 16.2 |
| 245 | 153 | Time Prods. 10p | 232 | | †4.6 | 3.9 | 2.6 | 11.5 |
| 99 | 48 | Top Value Inds 10p | 57 | +2 | 3.0 | 3.3 | 7.0 | 5.5 |
| 152 | 78 | Underwoods 10p | 152 | | d2.5 | | | |
| 115 | 58 | Upton (E.) | 75 | -2 | †2.0 | 3.4 | 3.6 | 11.0 |
| 160 | 113 | Usher (Frank) 5p | 124 | | a6.0 | 2.2 | 6.5 | 9.5 |
| 181 | 67 | Vivat Hldgs | 68 | -1 | †2.7 | | | |
| 341 | 192 | Ward White | 236 | -10 | †8.75 | 4.0 | 4.9 | 6.7 |
| 129 | 76 | Do Cnv Red Prf 10p | 98 | -2 | 6.0 | | 8.9 | - |
| *285 | 164 | Wickes | 215 | -3 | M3.5 | 7.0 | 2.2 | 16.8 |
| 238 | 160 | Wilding Off. 10p | 202 | -3 | 4.0 | | 2.7 | ♦ |
| 170 | 96 | Woolons B'ware 10p | 137 | | †d4.4 | 1.4 | 4.2 | 23.3 |
| 307 | 223 | Woolworth Hldgs | 276 | -7 | †9.0 | 2.7 | 4.3 | 10.5 |
| £143 | £104 | Do. 8½pc Ln 2000 | £128 | -2 | 8½% | | 6.6 | - |
| 159 | 90 | World of Leather 10p | 133 | | †3.2 | 2.1 | 3.2 | 18.5 |
| 215 | 145 | Wyevale Gdn Ctre 50p | 210 | | †2.9 | 3.1 | 1.9 | 21.7 |

## ELECTRICALS

| High | Low | Stock | Price | + or - | Div Net | C'vr | Y'ld Gr's | P/E |
|---|---|---|---|---|---|---|---|---|
| 468 | 340 | AB Electronic | 427 | -2 | 15.0 | 2.9 | 3.7 | 9.9 |
| 111 | 70 | ABB Kent | 88 | -1 | 3.0 | 1.1 | 4.5 | (27.3) |
| 54 | 30 | AMS Inds 5p | 45 | -1 | 1.5 | 1.5 | 4.4 | 19.5 |
| 175 | 144 | Acal 5p | 173 | -1 | L3.5 | 3.5 | 2.7 | 13.7 |
| 37 | 22 | Acorn Cmptr 10p | 26 | | | | | |
| 173 | 87 | Admiral Computing 5p | 127 | -1 | 1.46 | 5.1 | 1.5 | 17.4 |
| 148 | 88 | Alba 10p | 133 | +5 | 4.35 | 2.2 | 4.4 | 12.3 |
| *321 | 148 | Alphameric 5p | 148 | | 3.5 | 4.2 | 3.2 | 10.0 |
| 234½ | 113 | Amstrad 5p | 169 | -4 | 1.4 | 13.3 | 1.1 | 8.9 |
| 362 | 225 | Appl'd H'graphics 5p | 227 | -1 | | | | |
| 126 | 70 | Apricot Comp 10p | 80 | | †2.0 | 4.3 | 3.3 | 9.3 |
| 89 | 40 | Arcolectric 'A' NV 5p | 64 | | †0.88 | 28.1 | 1.8 | 2.1 |
| 170 | 90 | Arlen 20p | 100 | -1 | †3.0 | 4.0 | 4.0 | 8.1 |
| £38⅞ | £26⅞ | ASEA AB 'A' Sk.50 | £38⅞ | -⅞ | Q16% | 2.3 | 1.9 | 22.4 |
| £38⅞ | £26⅞ | Do 'B' Sk 50 | £38¼ | +⅜ | Q16% | 2.3 | 1.9 | 22.5 |
| 154 | 77 | Audio Fidelity 10p | 127½ | | 1.5 | 8.9 | 1.6 | 8.2 |
| *283 | 215½ | Auto'ted Sec. 10p | 266 | +8 | †2.16 | 7.8 | 1.1 | 14.9 |
| 449 | 302 | BICC 50p | 442 | +4 | †13.0 | 2.0 | 3.9 | 15.2 |
| 104 | 59 | BSR Intl 10p | 62 | | †03.0 | 2.3 | 4.8 | (10.2) |
| 66 | 35 | Beacon Group 10p | 45 | -1 | M1.5 | | 4.9 | - |
| 180 | 98 | Bemr't & F'tain 20p | 127 | +1 | g4.0 | 1.0 | 4.2 | 10.6 |
| 82 | 63 | Betacom 10p | 81 | -1 | &2.6 | 2.0 | 4.3 | 10.9 |
| £14½ | 937 | Black & Decker $0.50 | £14½ | +⅛ | Q40c | | 1.5 | - |
| 234 | 133 | Blick 5p | 239 | | 5.6 | ♦ | 3.2 | ♦ |
| 122 | 61 | Borland Intl Inc | 80 | +2 | ‡02c | 2.0 | ♦ | 34.1 |
| 196 | 145 | Bowthorpe 10p | 193 | -2 | †3.28 | 3.7 | 2.3 | 14.8 |
| *210 | 152 | Britannia Sec 10p | 180 | -2 | g2.25 | 4.9 | 1.7 | 14.5 |
| 298 | 193 | British Telecom | 280 | -7 | †9.5 | 2.6 | 4.5 | 11.3 |
| 27 | 13 | Bulgin 'A' 5p | 22 | -1 | 0.2 | 10.8 | 1.2 | 10.1 |
| 151 | 106 | CML Microsystems 5p | 145 | | 1.4 | 6.4 | 1.3 | 16.2 |
| 94 | 45 | CPU Computers 5p | 55 | | | | | 14.1 |
| 440 | 312 | Cable & Wire's 50p | 432 | -2 | †6.65 | 3.0 | 2.1 | 18.1 |
| £120 | 100 | Cable & Wireless 7pc Cv '08 | £117 | -1 | Q7% | | 6.0 | - |
| 265 | 193 | Cambridge Elec | 260 | -4 | †8.5 | 2.4 | 4.4 | 12.9 |
| 67 | 42 | Cambridge Instrument 5p | 57 | | †0.77 | 2.9 | 1.8 | 21.3 |
| 67 | 47 | Chloride Grp | 64 | +2 | †2.0 | 2.4 | 4.2 | (11.4) |
| 6 | 3 | Chuangs Consortm | 4 | | | | | |
| 12 | 7 | Cifer 2½p | 12½ | | | | | |
| 170 | 113 | Circaprint 10p | 140 | | 2.4 | 5.9 | 2.3 | 9.9 |
| 230 | 160 | Cont'l Microwave | 230 | | 3.15 | 4.7 | 1.8 | 15.1 |
| *230 | 170 | Control Tech 10p | 226 | +20 | 4.5 | 3.0 | 2.7 | 16.8 |
| 85 | 60 | Cranbrook Elect 5p | 68 | | t0.5 | 2.9 | 1.1 | 39.0 |
| 243 | 160 | CrayEl'tronic 10p | 178 | -3 | 3.31 | 2.9 | 2.5 | 18.3 |
| 183 | 132 | Crystalate 5p | 158 | | 6.0 | 2.1 | 5.1 | 11.5 |
| 120 | 50 | DDT Group 5p | 95 | | 1.2 | 3.1 | 1.7 | 25.4 |
| 128 | 75 | Dale Elect. 10p | 125 | -2 | †4.25 | 1.7 | 4.6 | 15.9 |
| 73 | 40 | Densitron Intl. 5p | 66 | | †1.8 | 1.8 | 3.6 | 17.7 |
| 205 | 100 | Denmans Elect | 208xd | | 4.55 | ♦ | 3.0 | ♦ |
| 67 | 38 | Dewhurst 'A' 10p | 65 | | 1.74 | 3.7 | 3.6 | 10.1 |
| 348 | 182 | Domino Print Sci. 5p | 227 | +5 | 3.6 | ♦ | 2.1 | ♦ |
| 77 | 53 | Dowding & M. 10p | 75 | -2 | 2.0 | 2.4 | 3.6 | 14.6 |
| 453 | 370 | Druck Hldgs 5p | 453 | +10 | 6.2 | 5.0 | 1.8 | 14.5 |
| 221 | 175 | Elect'comps 10p | 203 | -1 | †4.37 | 3.5 | 2.9 | 13.1 |
| 152 | 105 | Electron House 10p | 148 | | †4.5 | 3.1 | 4.1 | 8.0 |
| 128 | 99 | Elec. Data Procg. 5p | 125 | +2 | 2.38 | ♦ | 2.6 | ♦ |
| 67 | 54 | Electronic Machine | 67 | | 1.0 | ♦ | 2.0 | ♦ |
| 478 | 367 | Emess | 465 | -5 | †8.0 | 2.9 | 2.3 | 17.4 |
| 128 | 107 | Do. 6.25pc Pref. 5p | 117 | -1 | 6.25 | | 7.1 | - |
| £36 | £14½ | Ericsson (L.M.) SK50 | £35⅛ | +⅝ | vQ18% | 2.0 | 2.3 | 22.0 |
| 450 | 267 | Eurotherm Int. 10p | 439xd | -8 | 8.0 | ♦ | 2.4 | ♦ |
| 150 | 111 | FKI Babcock 10p | 147 | -½ | -2.35 | 5.0 | 2.1 | 10.2 |
| 179 | 125 | Farnell Elec. 5p | 159 | | †3.5 | 3.7 | 2.9 | 11.7 |
| 81 | 42 | Feedback 10p | 52 | +3 | †2.5 | 1.3 | 6.5 | 15.9 |
| 109 | 76½ | Ferranti Int'l Sign. 10p | 105 | -2 | †2.33 | 3.2 | 3.0 | 14.0 |
| *430 | 250 | First Technology 10p | 430 | | †g5.0 | 3.5 | 1.6 | 25.5 |
| 195 | 163 | Forward Group 5p | 165 | | †2.8 | 4.1 | 2.3 | 14.4 |
| 69 | 38 | Forward Tech. | 45 | -1 | †1.0 | 4.9 | 3.0 | 7.3 |
| 851 | 485 | Fujitsu Y50 | 674 | +3 | Q16% | 1.2 | 0.5 | - |
| 226 | 143 | GEC 5p | 220xd | -5 | t6.5 | 2.6 | 3.9 | 12.4 |
| 62 | 38½ | Gardiner Group 5p | 47 | | 0.75 | ♦ | 2.2 | ♦ |
| 290 | 232 | Goring Kerr 10p | 263xd | | 15.0 | ♦ | 7.6 | ♦ |
| 480 | 192 | Harland Simon 10p | 445 | -1 | †2.4 | 6.2 | 0.7 | 28.6 |
| *56½ | 36 | Headland Grp 5p | 41 | | | | | |
| 85 | 46 | Highland El 20p | 80 | | 3.0 | 2.6 | 5.1 | 12.6 |
| 144 | 84 | Holmes Protect. $0.01 | 107 | -2 | †03.1c | 5.6 | 1.6 | 11.1 |
| 423 | 195 | Hoskyns Group 5p | 410xd | | †2.9 | ♦ | 0.9 | ♦ |
| 36 | 14 | Humberside El. 7p | 18 | +2 | | | | |
| 65 | 27 | ITL Information Techy | 37 | | †2.0 | 2.9 | ♦ | 6.4 |
| 24 | 5 | Imtec Group 2p | 5¼ | | | | | |
| 98 | 65 | INSTEM 10p | 78 | | 2.5 | 1.8 | 4.8 | 15.8 |
| 117 | 86 | Intl. Colour | 112 | | L1.0 | 6.6 | 1.2 | 15.1 |
| 142 | 112 | Isopad Int'l 10p | 118 | | †4.0 | 3.1 | 4.5 | 9.4 |
| *378 | 133 | JSB Electrical 20p | 378 | +65 | †94.0 | 4.8 | 1.4 | 19.8 |
| 61 | 38 | Johnson Electric | 56 | | Q20c | 2.0 | 2.9 | 17.3 |
| 275 | 150 | Jones Stroud | 270 | | 16.0 | 3.6 | 3.0 | 11.8 |
| 235 | 105 | Kewill Systems | 222 | | 2.2 | 5.9 | 1.3 | 17.0 |
| 54 | 40 | Klark-Teknik 5p | 51 | | 1.3 | 3.0 | 3.4 | 12.9 |
| 385 | 205 | Kode Int. | 205 | -5 | 15.5 | 1.6 | 10.1 | 8.1 |
| 87 | 45¼ | LPA Industries 10p | 72xd | | 3.0 | 2.1 | 5.6 | 11.7 |
| 208 | 115 | Lasermatic & Rickett 10p | 123 | | †1.7 | 5.1 | 1.8 | 14.2 |
| 385 | 250 | Lec Refrigeration | 336 | | 13.5 | 3.4 | 5.5 | 7.2 |
| 33 | 13 | Lexicon Inc $0.01 | 23 | | Q0.25c | | 0.6 | - |
| 65 | 37 | Life Scien's Int. 10p | 65 | +1 | †0.8 | 2.3 | 1.6 | (31.6) |
| *397 | 232 | Logica 10p | 387 | -1 | 2.3 | 7.1 | 0.8 | 21.4 |
| 185 | 118 | Logitek 5p | 171 | | †2.7 | 4.3 | 2.1 | 14.8 |
| 95 | 37 | MBS 5p | 40 | | 1.0 | 4.4 | 3.3 | 9.2 |
| 173 | 100 | MMT Compt. 5p | 170 | | 1.7 | 6.0 | 1.3 | 16.7 |
| 93 | 70 | MTL Instrs Grp 10p | 93 | +3 | u2.0 | 3.3 | 2.9 | 14.2 |
| 293 | 228 | Macro 4 5p | 233 | | 3.9 | 4.1 | 2.2 | 14.7 |
| 84 | 63 | Magnetic Materials 10p | 68 | -2 | 2.9 | 0.7 | 5.7 | (41.2) |
| 40 | 11 | Memcom Intl. 10p | 17 | +1 | n- | | | |
| 254 | 173 | Memec 10p | 222 | -1 | †4.13 | 4.5 | 2.5 | 11.8 |
| 25 | 15 | Memory Comp. 10p | 21½ | | | | | 35.6 |
| 345 | 175 | Mentor-Swale 5p | 345 | +15 | †4.0 | 3.9 | 1.6 | 21.8 |
| 136 | 118 | Microtec Group 5p | 123 | | R2.9 | 3.0 | 3.1 | 10.4 |
| *465 | 280 | Microfilm Rep | 428 | -5 | 3.38 | 4.1 | 1.1 | 31.0 |
| 180 | 87 | Micro Focus 10p | 177 | +5 | | | | 15.0 |
| 316 | 177 | Microgen Hldgs. 5p | 217xd | -2 | 6.5 | ♦ | 4.0 | ♦ |
| 50 | 28 | Microvitec 5p | 43 | | †1.5 | 2.3 | 4.7 | 12.7 |
| 373 | 170½ | Misys 5p | 362 | | †3.2 | 3.7 | 1.2 | 24.6 |
| 108 | 70 | Molynx 20p | 108 | | M2.25 | 3.8 | 2.8 | 12.3 |
| £31¾ | £19¾ | Motorola $3 | £27¼ | +1¼ | Q76c | | 1.5 | - |
| 80 | 43 | Multitone Elect | 69 | -1 | 0.1 | | 0.2 | - |
| 44 | 29 | Murray Electronics | 40 | | 0.2 | | 0.7 | - |
| 70 | 47 | Murray Tech. Invs | 57 | | F0.4 | | 0.9 | - |
| 1008 | 764 | NEC Corpn Y50 | 851 | +5 | Q18% | 1.4 | 0.5 | - |
| 136½ | 88½ | NEI | 126 | -½ | †5.25 | 1.3 | 5.6 | (16.3) |
| 153 | 123 | National Tele 5p | 138 | | L2.0 | 4.1 | 2.1 | 12.7 |
| 145 | 61 | Neotronics Tech. 5p | 79 | +1 | 1.8 | | 3.0 | ♦ |
| 147 | 98 | Nesco Invests. | [illegible] | | m2.4 | 1.0 | 3.6 | 37.0 |
| 363 | 253 | Newmark (Louis) | 343xd | | 14.7 | 2.1 | 5.7 | 10.7 |
| £17⅜ | £10¼ | Nokia Corp PrfFM20 | £13 | | Q0.69% | | 4.7 | - |
| 87 | 31 | Norbain Elec. 5p | 48 | | 0.7 | | 1.7 | - |
| £8⅞ | £5⅞ | Norsk Data 'A' N.K.20 | £4¾ | | Q13¾% | 1.1 | 5.1 | 17.8 |
| *394 | 245 | Northamber 5p | 304 | -3 | g1.5 | 13.9 | 0.7 | 14.7 |
| £11⅜ | 812 | Nth Telecom | 890 | | Q28c | | 1.7 | - |
| 24 | 12 | Oceonics 2½p | 17 | | B- | | | |
| 74½ | 39 | Optim Group 10p | 46 | | | | | 15.7 |
| 145 | 110 | Orchid Tech | 125 | +5 | LQ2.57c | 3.9 | 1.3 | 22.4 |
| 276 | 197 | Oxford Inst. 5p | 223 | | †2.7 | 5.5 | 1.6 | 14.9 |
| 257 | 175 | P & P 10p | 231 | +5 | †L2.63 | 5.0 | 1.5 | 17.7 |
| 221 | 135 | P-E Intl. 10p | 205 | | †3.6 | 4.3 | 2.3 | 13.3 |
| 68 | 32 | Peek 5p | 42 | -1 | M1.0 | 4.5 | 3.2 | 29.0 |
| 325 | 205 | Pegasus Group 5p | 325 | +8 | 7.5 | 3.2 | 3.1 | 13.6 |
| 220 | 188 | Penny & Giles Intl | 208 | +1 | †3.0 | 5.4 | 1.9 | 12.9 |
| 48 | 23 | Pericom 10p | 31 | -1 | | | | |
| 290 | 138 | Personal Comps 5p | 138 | -2 | 3.6 | 3.6 | 3.5 | 10.3 |
| £82¾ | £72½ | Philips Fin. 5¾% | £78 | | Q5¾% | | 7.4 | - |
| £10⅞ | £4⅜ | Philips Lp. F10 | £9⅞ | | vQ20% | 2.1 | 5.7 | 7.7 |
| 325 | 239 | Pifco Hldgs. 20p | 325 | +5 | 8.5 | 4.1 | 3.5 | 9.1 |
| 272 | 174 | Do. 'A' 20p | 264 | +5 | 8.5 | 4.1 | 4.3 | 7.4 |
| 261 | 156 | Pilgrim House | 248 | | ‡7.4 | ♦ | 4.2 | ♦ |
| 126 | 47 | Plasmec 10p | 115 | +3 | †2.8 | 3.7 | 3.2 | 11.0 |
| 248 | 143 | Plessey | 246 | +2 | †6.66 | 2.3 | 3.6 | 14.6 |
| 207 | 80 | Polytechnic 5p | 204 | -1 | †0.5 | 8.1 | 0.3 | 25.0 |
| 185 | 117 | Pressac 5p | 126 | +3 | 1.75 | 7.0 | 1.9 | 10.3 |
| 70 | 38 | Prestwick 5p | 75xd | -1 | 1.0 | 5.3 | 1.8 | 11.0 |
| 130 | 108 | Do. 7¼pc Cv Cm Rd Pf | 128 | | 7.25 | | 8.1 | - |
| 16 | 3 | Process Systems Inc. | 8½ | +1½ | | | | |
| 180 | 100 | Psion 5p | 178 | | u1.75 | 4.3 | 1.3 | 23.9 |
| 265 | 136 | Questel 10p | 265 | | †5.4 | 2.5 | 2.7 | 19.1 |
| 355 | 202 | Racal Electronics | 340 | -8½ | †4.46 | 3.2 | 1.7 | 22.1 |
| £145½ | £101½ | Do 7pcCvLn 2009-14 | £138½ | -2 | 7% | 27.9 | 5.1 | - |
| 271 | 135½ | Racal Telecom 5p | 267 | -4 | R1.28 | 4.2 | 0.6 | 47.9 |
| *155 | 75 | Radamec Grp. 5p | 148 | +1 | g1.25 | 5.0 | 2.6 | 10.7 |
| 158 | 98 | Radius 5p | 131 | | †h2.13 | 3.6 | 2.2 | 17.1 |
| 17 | 3 | Ran Data Crp $0.20 | 6 | | | | | |
| 94 | 52 | Real Time Cont. 5p | 52 | | d2.0 | 2.9 | 5.1 | 9.1 |
| 206 | 113½ | Renishaw 20p | 206 | | 3.3 | 5.3 | 2.1 | 13.8 |
| 126 | 111 | Riva Group 10p | 123 | | L2.5 | 2.6 | 2.7 | 16.6 |
| 225 | 70 | Rodime 5p | 105 | -5 | | | | |
| 180 | 93 | Ross 10p | 95xd | | F3.5 | 2.5 | 4.9 | 10.0 |
| 86 | 64 | SD-Scicon | 82 | | 0.65 | | 1.1 | - |
| 325 | 219½ | STC | 318 | -5 | †7.0 | 3.5 | 2.9 | 12.7 |
| 203 | 133 | Sanderson Elect. 5p | 201 | | L4.4 | 2.8 | 2.9 | 16.2 |
| *156 | 98 | Scantronic 10p | 118 | | †1.6 | 3.9 | 1.9 | 18.3 |
| 300 | 172 | Scholes Group 10p | 255 | | ♦6.8 | 2.0 | 3.6 | 17.8 |
| 153 | 61 | Security Tag Systems | 78 | | | | | |
| 325 | 192 | Sema Group 10p | 257 | | 2.16 | 5.9 | 1.1 | 19.7 |
| 283 | 98 | Sherwood Comp'r 10p | 98 | -10 | †4.5 | 5.0 | ♦ | 4.1 |
| 120 | 75 | Sintrom 10p | 118 | +8 | td2.2 | 3.4 | 2.5 | 15.7 |
| £33⅞ | £20⅜ | Sony Co. Y50 | £32⅜ | +⅜ | Q88% | 7.0 | 0.6 | 23.4 |
| 67 | 50 | Soundtracs 5p | 58xd | | 2.2 | ♦ | 5.1 | ♦ |
| 153 | 110 | Star Comp. 10p | 135 | | 1.5 | 6.0 | 1.5 | 14.7 |
| 90 | 52 | Sunleigh Elect | 74 | +3 | †1.41 | 4.7 | 2.5 | 10.6 |
| 323 | 247 | Synapse Comp'r 5p | 275 | | 3.38 | 6.3 | 1.6 | 12.9 |
| 151 | 97 | Systems Rlbity. 10p | 128 | -2 | ‡5.0 | 1.5 | ♦ | 16.4 |
| £23⅞ | £16⅞ | TDK Corpn. Y50 | £19⅞ | -⅛ | Q80% | ♦ | 0.9 | ♦ |
| 91 | 57 | TDS Circuits 5p | 65 | | L4.75 | 0.1 | 9.7 | - |
| 154 | 123 | TGI 1p | 136 | -2 | L4.75 | 2.2 | 4.7 | 9.4 |
| 178 | 93 | Telecomputing 10p | 98 | | 0.65 | | 0.9 | - |
| 500 | 400 | Telefonica Pt500 | 470xd | +10 | Q11% | ♦ | 5.7 | ♦ |
| *61 | 15 | Telemetrix 5p | 48 | | | | | |
| 743 | 533 | THORN EMI | 723 | -10 | †22.0 | 2.3 | 4.1 | 13.1 |
| 182 | 135 | Do. 7pc Cv Pf '92-99 | 176 | -4 | 7% | 36.8 | 5.3 | - |
| 405 | 280 | Thorpe (F.W.) 10p | 375 | +3 | 5.8 | 5.9 | 2.1 | 11.0 |
| 527 | 243 | Toshiba Corpn. Y50 | 483 | +2 | Q14% | 3.1 | 0.6 | 50.1 |
| 415 | 240 | Tunstall Group 5p | 280 | | 4.0 | ♦ | 1.9 | ♦ |
| 163 | 70 | UCL Group 5p | 78 | +5 | L2.5 | 4.2 | 4.4 | 6.5 |
| 450 | 332 | UEI 10p | 442 | -3 | †7.0 | 3.7 | 2.1 | 17.3 |
| 490 | 225 | Unidare | 378 | | Q4.19% | 2.5 | 2.8 | 13.0 |
| 262 | 184 | Unitech 10p | 235 | -3 | 9.07 | 2.0 | 5.1 | 12.0 |
| 230 | 140 | Utd. Scientific | 213 | +7 | 7.3 | ♦ | 4.8 | ♦ |
| 423 | 233 | VG Instruments 10p | 267 | -1 | †4.5 | 5.8 | 2.2 | 10.2 |
| 25 | 15 | Vistec 10p | 22 | -1 | | | | |
| 425 | 325 | Volex Group | 428 | | †12.0 | 2.3 | 3.8 | 15.0 |
| 122 | 78 | Wstn. Select 20p | 81 | | 3.7 | | 6.1 | ♦ |
| 507 | 390 | Wholesale Fitg 10p | 468 | | †12.89 | 2.4 | 3.8 | 14.5 |
| 119 | 68 | Zygal Dynamics 5p | 108 | +2 | ♦2.0 | 3.6 | 2.5 | 15.0 |

## ENGINEERING

| High | Low | Stock | Price | + or - | Div Net | C'vr | Y'ld Gr's | P/E |
|---|---|---|---|---|---|---|---|---|
| 156 | 106 | APV 10p | 156 | +2½ | †4.2 | 2.1 | 3.6 | 15.8 |
| 225 | 153 | ASW Hldgs. 5p | 224 | -1 | L7.3 | ♦ | 4.3 | ♦ |
| 185 | 133 | Adwest Group | 167 | -2 | †5.88 | 2.4 | 4.7 | 11.3 |
| 98 | 79 | Aerospace Eng | 90 | +2 | †h2.6 | 2.3 | 3.9 | 14.7 |
| 16 | 4½ | Airship Inds | 5¼ | | | | | |
| 783 | 625 | Ash & Lacy | 780 | | †30.0 | 2.6 | 5.1 | 10.0 |
| 17½ | 9 | Astra Trust 5p | 13 | -½ | | | | |
| 315 | 165 | Atkins Conv Eqp 5p | 315 | | †7.0 | 3.2 | 3.0 | 14.3 |
| 415 | 340 | BM Group 10p | 415 | +2 | 3.0 | 7.5 | 1.0 | 17.2 |
| 26 | 13½ | Bailey (C.H.) | 19½ | | | | | |
| 225 | 95 | Beaufort 10p | 205 | | †4.0 | 3.3 | 2.6 | 15.7 |
| *202 | 153 | Birmingham Mint | 175 | | †7.5 | 2.5 | 5.7 | 9.5 |
| 61 | 41½ | Blackwood Hodge | 54 | -½ | †1.2 | 4.3 | 3.0 | 8.3 |
| 132 | 60 | Booth Industries | 110 | +1 | †1.38 | 4.4 | 1.7 | 18.3 |
| 65 | 46 | Brasway 10p | 60 | | †1.02 | 4.2 | 2.3 | 14.1 |
| 20½ | 8 | Bristol Ch. Ship 10p | 10 | +¼ | | | | |
| 132 | 100 | Bromsgrove Inds 5p | 119 | | $2.84 | 4.8 | 3.2 | 11.8 |
| 43 | 32 | Brooke Tool 5p | 34½ | | 1.8 | ♦ | 7.2 | ♦ |
| 503 | 414 | Bullough 20p | 502 | | 17.0 | ♦ | 4.6 | ♦ |
| 53 | 40 | C.I. 10p | 47 | | †1.37 | 2.4 | 4.0 | 11.5 |
| 234 | 131 | Camford Eng | 232 | -3 | 5.0 | ♦ | 2.9 | ♦ |
| 176 | 144 | Carclo Eng. 5p | 158 | -2 | ‡4.7 | 2.7 | 4.0 | 11.8 |
| 206 | 132 | Castings 10p | 206 | +5 | †5.0 | 3.3 | 3.2 | 12.6 |
| 24 | 7½ | Cauldon Group 5p | 11¼ | | | | | |
| 237 | 128 | Chamberlin & Hill | 225 | -2 | †6.0 | 3.9 | 3.6 | 9.5 |
| 678 | 540 | Chemring Group 5p | 673 | | 21.5 | 3.2 | 4.3 | 9.7 |
| 136 | 115 | Do Cnv.Rd.Pf 5p | 125 | | 6.0 | | 6.5 | - |
| 76 | 43 | Christy Hunt | 72 | -4 | ‡2.16 | 2.6 | 4.0 | 12.3 |
| 281 | 134 | Clayton Son 50p | 229 | | †9.0 | 3.0 | 5.5 | 8.2 |
| 1475 | 465 | Cohen (A) 20p | 925 | | †14.52 | 4.7 | 2.1 | 10.7 |
| 259 | 200 | Concentric 10p | 258 | | 7.8 | 2.5 | 4.0 | 13.3 |
| 232 | 95 | Cook (Wm) 20p | 238 | | †6.0 | 1.7 | 3.5 | 19.3 |
| 172 | 141 | Cooper (Fr) 10p | 167 | -1 | n3.25 | 4.2 | 2.6 | 12.2 |
| 83 | 54 | Cronite Group | 79xd | | 3.5 | 2.7 | 5.9 | 7.4 |
| £130 | £95 | Cummins 78/94 | £95 | | Q3 7% | | 3.8 | - |
| 146 | 120 | Davies & Met. 10p | 133 | | †2.38 | 4.0 | 2.4 | 12.7 |
| 220 | 122 | Davy Corp | 209 | +3 | †6.25 | 2.7 | 4.0 | 11.9 |
| 328 | 243 | Delta | 318 | -2 | †9.0 | 3.1 | 3.9 | 11.1 |
| 299 | 219 | Desoutter Bros | 299 | | †9.1 | 3.6 | 4.1 | 9.1 |
| 69 | 34 | Downiebrae 10p | 47 | -1 | | | | 94.1 |
| *61½ | 34 | Eadie | 55 | +2 | †g1.8 | 1.5 | 3.6 | 25.7 |
| 303 | 170 | Edbro | 295 | | †9.0 | 2.5 | 4.1 | 12.1 |
| *102 | 66 | Elliott (B.) | 102 | +1 | †g3.3 | 2.7 | 4.3 | (13.6) |
| 178 | 140 | Fairey Group 5p | 178 | | R5.8 | 2.9 | 4.3 | 10.5 |
| 88 | 58 | Fife Indmar | 71 | | 3.5 | 0.7 | 6.6 | 31.4 |
| 113 | 53 | Firth (G.M.) 10p | 110 | -1 | m1.9 | 5.2 | 2.4 | 10.8 |
| 56 | 39 | Folkes n/v 5p | 49 | | 1.6 | 2.7 | 4.4 | 10.9 |
| 144 | 108½ | GEI Intnl. 20p | 131 | +1 | †5.85 | 1.7 | 6.0 | 12.7 |
| 362 | 278 | GKN £1 | 354 | -7 | †14.5 | 2.1 | 5.5 | 10.1 |
| 186 | 128 | Garton Eng. 10p | 182 | | †5.0 | 3.3 | 3.7 | 10.9 |

## ENGINEERING—Contd

| High | Low | Stock | Price | + or - | Div Net | C'vr | Y'ld Gr's | P/E |
|---|---|---|---|---|---|---|---|---|
| 325½ | 255 | Glynwed Int. | 328 | -4 | †h8.08 | 2.6 | 3.4 | 12.6 |
| 115 | 41 | Habit Precision 5p | 48 | | 2.3 | 2.7 | 6.4 | 7.8 |
| *202 | 87 | Hadex Mac. 20p | 200 | +3 | af2.5 | 0.8 | 1.7 | (47.7) |
| 447 | 250 | Hall Eng. 50p | 398 | | †12.0 | 2.7 | 4.1 | 12.0 |
| 656 | 440 | Hawker Siddeley | 636 | -11 | †19.0 | 2.3 | 4.0 | 12.6 |
| 135 | 98 | Heath (Samuel) 10p | 130xd | | 4.3 | 2.8 | 4.4 | 11.0 |
| 265 | 133 | HIH & Smith | 251xd | +8 | 5.0 | ♦ | 2.7 | ♦ |
| 53 | 19 | Hobson 5p | 29 | -1 | F0.75 | 5.4 | 5.0 | 7.4 |
| 137 | 81 | Hopkinsons | 108 | +1 | 3.39 | 2.3 | 4.4 | (16.4) |
| *148 | 74 | Howden Group | 143xd | -4 | †g3.85 | 1.8 | 3.6 | 19.0 |
| 232 | 165½ | IMI | 229 | -3 | †7.0 | 2.7 | 4.1 | 11.2 |
| 51 | 36 | Johnson & Firth 10p | 51 | | 2.0 | 1.7 | 5.2 | 14.2 |
| 148 | 98 | Jones & Shipman | 125 | | 4.15 | 1.0 | 4.4 | 28.5 |
| 275 | 199 | Laird Group | 236 | -5 | †7.7 | 2.5 | 4.4 | 10.2 |
| 169 | 76 | Lee (Arthur) 12½p | 161 | | 4.25 | 2.9 | 3.5 | 12.9 |
| 220 | 116 | Linread | 138 | +8 | †3.75 | 3.0 | 3.6 | 11.9 |
| 41 | 33 | Locker (T) 5p | 37 | +2 | 1.43 | 1.8 | 5.2 | 14.3 |
| 35 | 25 | Do. 'A' 5p | 29 | -1 | 1.43 | 1.8 | 6.6 | 11.2 |
| *132 | 91 | ML Hldgs 5p | 118 | +1 | †2.3 | 3.7 | 2.6 | 14.8 |
| 133 | 63 | MS Internl 10p | 129 | | †3.3 | 3.5 | 3.4 | 10.9 |
| 269 | 184 | Manganese Bronze | 253 | | 6.0 | 3.4 | 3.2 | 11.3 |
| 360 | 265 | McKechnie | 328 | +1 | 13.25 | 2.1 | 5.4 | 11.3 |
| 116 | 84½ | Meggitt 5p | 110 | -1 | 2.25 | 3.6 | 2.7 | 13.1 |
| 93 | 67 | Metalrax 5p | 92 | +1 | †h2.73 | 2.5 | 4.0 | 13.3 |
| 251 | 212 | Molins | 224 | | 9.6 | 1.9 | 5.7 | (10.6) |
| 108 | 85 | Morris Ashby 10p | 106 | -2 | L3.38 | 2.6 | 4.2 | 9.4 |
| 69 | 38 | Neepsend | 68 | +1 | 1.0 | 3.9 | 2.0 | 15.8 |
| 242 | 174 | Neill (James) | 236 | | †8.0 | 3.2 | 4.5 | 7.4 |
| 132 | 82 | Powerscreen Intl 10p | 102 | -2 | †3.5 | 2.8 | 4.6 | 8.9 |
| 26½ | 18½ | Priest (Benj) 5p | 22 | -½ | 0.6 | 2.8 | 3.6 | 10.3 |
| 415 | 250 | Ransomes Sims | 415 | | †7.2 | 3.0 | 2.3 | 19.3 |
| 170 | 75 | Ratcliffs (G.B.) | 170 | | 1.25 | 1.6 | 1.0 | (76.5) |
| 84½ | 51 | Renold | 83½ | -½ | †1.5 | 1.8 | 2.4 | (25.8) |
| 135 | 98 | Richards Group 10p | 128 | +3 | | | | |
| 75 | 46 | Richardson Westgarth 10p | 35 | | 1.0 | 2.7 | 2.4 | 20.0 |
| 475 | 364 | Robinson (Thos.) | 458 | +5 | †8.0 | 4.6 | 2.3 | 11.3 |
| 171 | 108 | Rolls-Royce 20p | 162 | -2½ | †5.25 | 2.9 | 4.3 | 8.7 |
| 204 | 134 | Rotork 10p | 193 | -2 | 7.1 | 1.7 | 6.2 | 12.4 |
| £42½ | £20 | SKF AB Sk50 | £42½ | +⅜ | Q24% | 2.6 | 2.6 | 14.4 |
| 58 | 38 | Saville Gordon 10p | 51xd | -1 | †1.6 | 2.6 | 4.2 | 9.0 |
| 67½ | 47 | Senior Eng'g 10p | 67½ | | †2.2 | 2.2 | 4.3 | 11.9 |
| 338 | 230 | Simon Eng'g | 338 | +4 | †11.5 | 1.8 | 4.5 | 14.2 |
| 129 | 72 | 600 Group | 124 | -5 | †5.78 | 0.8 | 6.2 | 25.4 |
| 224 | 168 | Spirax-Sarco | 221 | -3 | †6.4 | 2.3 | 3.9 | 12.7 |
| 196 | 140 | Staveley Inds | 189 | | †5.7 | 2.5 | 4.0 | 12.9 |
| *323 | 136 | TACE 10p | 193xd | | 11.0 | ♦ | 7.6 | ♦ |
| 443 | 288 | TI Group 50p | 443 | +4 | †10.0 | 2.5 | 3.0 | 15.6 |
| 193 | 104 | Telfos 20p | 190 | +2 | †5.0 | 1.9 | 3.5 | 19.0 |
| 198 | 108 | Tex Hldgs 10p | 182 | +2 | †7.0 | 2.0 | 5.1 | 12.5 |
| 192 | 125 | Thornton (G.W.) 5p | 168 | | 4.25 | ♦ | 3.4 | ♦ |
| 1318 | 650 | Thyssen Dm10 | 1307 | +6 | Q15% | ♦ | 3.6 | ♦ |
| 204 | 148 | Triplex Lloyd | 199 | | F5.5 | 2.7 | 3.7 | 13.3 |
| 200 | 95 | Tyzack 10p | 197 | | 4.5 | 2.6 | 3.0 | 14.6 |
| 87 | 47 | Utd. Industries 10p | 57 | -1 | †2.4 | 2.6 | 5.6 | 8.9 |
| 558 | 310 | VSEL Consortium £1 | 498xd | -1 | 10.0 | 3.7 | 2.7 | 10.6 |
| 33½ | 17 | Verson Intl 10p | 27 | | †0.33 | 3.5 | 1.6 | 18.9 |
| 190 | 144 | Vickers 50p | 185 | -1 | †6.7 | 2.1 | 4.8 | 14.5 |
| 283 | 243 | Victaulic | 283 | | †W7.5 | 2.8 | 3.5 | 13.1 |
| 236 | 166 | Vosper Thornycroft | 235 | -1 | †17.5 | 2.3 | 4.3 | 13.4 |
| 353 | 269 | Wagon Industr'l | 353 | +2 | †12.0 | 2.3 | 4.5 | 12.7 |
| 285 | 176 | Weir Group | 284 | +7 | †4.5 | 3.7 | 2.1 | 15.5 |
| 51 | 34 | Wellman 5p | 49 | -1 | B- | | | 8.5 |
| 131 | 75 | Westland 2½p | 138 | | 3.5 | 3.7 | 3.6 | 8.5 |
| 147 | 61 | Whessoe | 143 | -3 | 4.0 | 3.6 | 3.7 | 8.0 |
| *101 | 65 | Wheway 25p | 101 | +2 | 2.2 | 3.2 | 3.0 | 13.9 |
| 170 | 85 | Wood (S.W.) 20p | 166 | -2 | †2.0 | 7.9 | 1.6 | 9.9 |

## FOOD, GROCERIES, ETC

| High | Low | Stock | Price | + or - | Div Net | C'vr | Y'ld Gr's | P/E |
|---|---|---|---|---|---|---|---|---|
| 183 | 128 | ASDA Group | 152½ | -6 | †4.1 | 3.2 | 3.6 | 11.3 |
| 505 | 181 | Acatos & Hutch's 50p | 188 | | 9.0 | 2.7 | 6.6 | 7.4 |
| 62 | 25 | Alpine Group 10p | 42 | -1 | | | | |
| 82½ | 37½ | American Dist. 5p | 76 | +1 | | | | |
| 175 | 29½ | Ashby W'ward Grp 20p | 175 | | †14.29 | 2.7 | 3.3 | 13.8 |
| 185 | 120 | Appletree Hldgs. 10p | 153 | | 3.75 | ♦ | 3.3 | ♦ |
| 212 | 159 | Argyll Group | 193 | -4½ | 15.3 | 2.4 | 3.7 | 14.6 |
| *84 | 27 | Ashley Grp. 5p | 76 | -1 | | | | 64.1 |
| 352 | 272 | Ass. Brit. Foods 5p | 351 | +1 | †8.3 | 3.4 | 3.2 | 11.6 |
| 190 | 151 | Ass. Fisheries | 173 | -2 | 5.0 | 2.9 | 3.9 | 9.6 |
| £64¼ | £35¾ | BSN Fr 10 | £61¾ | +¼ | †Q85% | 3.7 | 1.3 | 21.3 |
| 220 | 167 | Banks (Sidney C.) | 175 | | 7.0 | 3.1 | 5.3 | 7.9 |
| 743 | 543 | Barr (A.G.) | 653xd | | 13.0 | ♦ | 2.7 | ♦ |
| 564 | 195 | Bassett Foods | 560 | -2 | †17.81 | 2.4 | 1.9 | 27.8 |
| 111 | 80 | Batleys 10p | 107 | -1 | 2.4 | 2.7 | 3.0 | 16.3 |
| 204½ | 147½ | Bejam 10p | 188 | -5 | ‡5.25 | 2.3 | 3.7 | 15.6 |
| 103 | 67 | Bensons Crisps 10p | 95 | | 0.5 | 1.4 | 0.7 | 16.7 |
| 426 | 274 | Beresford (S.& W.) | 422 | +2 | 15.5 | 2.0 | 5.0 | 12.9 |
| 43 | 22 | Bio-Isolates 10p | 31 | +1 | | | | |
| *447 | 348 | Booker | 433 | -13 | M16.0 | 1.6 | 4.9 | 16.1 |
| 74 | 42 | Borthwicks 10p | 58 | | 1.0 | 1.2 | 2.7 | (40.1) |
| 238 | 163 | Brake Bros 10p | 233 | +10 | †2.7 | 4.1 | 1.5 | 21.0 |
| 21 | 8½ | Brewmaker 1p | 9½ | -½ | | | | 6.5 |
| 153 | 107 | Budgens 10p | 114½ | -2½ | ta5.0 | 3.2 | 5.8 | 9.3 |
| 429 | 231 | Cadbury Schweppes | 389 | -4 | †8.0 | 2.2 | 3.0 | 18.2 |
| 257 | 188 | Carr's Milling | 207 | +2 | 7.5 | 2.6 | 4.8 | 9.9 |
| 108 | 90 | Chambers & Fargus | 102 | +1 | 3.0 | 2.3 | 3.9 | 14.2 |
| 520 | 470 | Clifford Foods | 520 | | †8.8 | 2.3 | 2.2 | 26.1 |
| 240 | 170 | Do. "A" N-V | 240 | +3 | †8.8 | 2.3 | 4.8 | 12.2 |
| 120 | 75 | Cranswick Mill 10p | 117 | | 3.55 | 1.2 | 9.2 | 10.6 |
| 66 | 48 | Cullen's Hldgs 10p | 58 | | | | | 35.6 |
| 49 | 21 | Dairy Farm Intl 25c | 46½ | | Q2.5 | 9.5 | 0.4 | 27.2 |
| 105 | 77 | Dalepak Foods 5p | 103 | | 2.7 | 2.3 | 3.6 | 16.3 |
| 368 | 272 | Dalgety £1 | 356 | +1 | 15.0 | 1.7 | 5.6 | 12.7 |
| 117 | 69 | Daniels (S.) 5p | 76 | | 3.25 | 1.5 | 5.7 | 16.1 |
| 82 | 39 | England (J.J.) 5p | 56 | | | | | |
| 210 | 168 | Everest Foods 10p | 171 | | 15.5 | 3.1 | 4.3 | 9.9 |
| 131 | 78 | Fii-Fyffes Ir5p | 125 | | Q3.7% | ♦ | 1.3 | ♦ |
| 149 | 81 | Fisher (A.) 5p | 98 | -3 | 2.25 | 2.5 | 3.1 | 14.8 |
| *294 | 247 | Fitch Lovell 20p | 292xd | +2 | †12.0 | 1.7 | 5.5 | 14.3 |
| 230 | 161 | Food Inds | 230 | | M21.7% | 2.9 | 1.9 | 21.8 |
| 212 | 143½ | Gateway Corp 5p | 183 | -2 | †8.0 | 1.7 | 6.2 | 12.1 |
| 298 | 219 | Geest 5p | 275 | +6 | †4.0 | 3.1 | 1.9 | 21.7 |
| 95 | 33 | Glenlight Grp. 10p | 44 | +1 | 1.75 | 2.1 | 5.1 | 11.0 |
| 135 | 70 | Greens Flr Mill $A0.5 | 106 | +3 | GQ9.75c | 3.2 | 4.5 | 8.6 |
| 437 | 370 | Greggs 20p | 418 | +11 | †7.5 | 3.2 | 2.4 | 17.4 |
| 260 | 206 | Hazlewood 10p | 249 | +1 | †2.6 | 5.1 | 1.4 | 17.3 |
| 307 | 226 | Hillsdown Hldgs 10p | 278 | -1 | †4.75 | 4.2 | 2.3 | 13.9 |
| 111 | 40 | Hughes Food 5p | 46 | | 1.5 | 3.2 | 4.3 | 9.0 |
| *198 | 135 | Hunter Saphir | 162 | +2 | 4.05 | 2.7 | 3.3 | 14.3 |
| 373 | 280 | Iceland Frozen 10p | 312 | -14 | M5.25 | 4.0 | 2.2 | 16.7 |
| 27¼ | 18 | Israel (Jack L.) 4p | 28½ | +½ | †0.6 | 1.5 | 6.4 | 3.5 |
| *231 | 153 | Jacob (W.&R.) | 213 | -1 | 7.8 | 2.1 | 4.3 | 14.8 |
| 423 | 301 | Kwik Save 10p | 315 | -7 | 7.8 | 3.0 | 3.3 | 13.0 |
| *117 | 62 | Lees (John J) 10p | 80 | | g1.88 | 3.3 | 3.1 | 18.1 |
| 269 | 186 | Low (Wm.) 20p | 268 | | 1.67 | 3.0 | 2.8 | 15.0 |
| 103 | 60 | M6 Cash & Carry | 93 | | †3.8 | 1.7 | 5.3 | 13.2 |
| 98 | 68½ | Matthews (B) | 82 | -1 | †1.75 | 3.6 | 2.8 | 12.9 |
| 368 | 203 | Meat Trade Sup | 366 | -2 | 3.7 | 0.7 | 1.3 | - |
| 283 | 202 | Morris'n (W.) 10p | 281 | -2 | †2.0 | 8.1 | 0.9 | 17.3 |
| 104 | 87 | Do. 5¼pc Cm Rd Cv Pf | 98 | | 5.25 | | 7.1 | - |
| 265 | 230 | Nichols (Vimto) | 238 | +3 | †7.75 | 2.5 | 4.3 | 12.4 |
| 295 | 195 | Norish | 218 | -5 | Q2.6% | 2.6 | 6.7 | 8.3 |
| 69½ | 45 | Normans Group 10p | 64½ | -2 | †h1.96 | 2.3 | 4.0 | 11.5 |
| 314 | 243 | Northern Foods | 311 | | †10.0 | 2.5 | 4.3 | 11.9 |
| 116 | 71 | Northrn Fds. 5p | 83 | | 2.0 | 2.3 | 3.2 | 13.6 |
| 200 | 121 | Nurdin P'k. 10p | 196 | -3 | †4.3 | 2.9 | 2.9 | 15.9 |
| 247 | 169 | Park Food 10p | 184xd | | †5.3 | 2.5 | 3.8 | 13.8 |
| *94 | 55 | Perkins Foods | 93 | -1 | †g1.8 | 2.9 | 2.6 | 26.7 |
| 104 | 60 | Ptarmigan 12½p | 61 | | 20.25 | | | |
| 490 | 303 | RHM | 482 | | 10.61 | 2.7 | 3.0 | 13.1 |
| *67½ | 34½ | Regina Health 2p | 53 | +1 | g0.5 | 5.5 | 1.3 | 20.7 |
| 250 | 188 | Sainsbury (J.) | 233 | -5½ | †4.2 | 3.0 | 2.4 | 18.1 |
| 175 | 130 | Salvesen (Christian) | 166 | | 4.1 | 2.6 | 3.3 | 14.8 |
| *442 | 330 | Slees Food Grp 5p | 345xd | | †6.7 | 2.3 | 2.6 | 20.7 |
| 108 | 84 | Sutherland Hldgs | 77 | -4 | 1.1 | | | |
| 244 | 195 | Tate & Lyle | 244 | +2 | 7.36 | 2.7 | 4.1 | 10.6 |
| 121½ | 100 | Do. 7.25p Cv.Rd.PF | 128½ | -1½ | 7.25 | | 8.0 | - |
| 103 | 81 | Tavener Rut. 20p | 95 | -1 | 1.25 | 4.7 | 2.0 | 10.6 |
| 172 | 126½ | Tesco 5p | 157½ | -3 | †2.85 | 3.8 | 2.4 | 14.4 |
| 142 | 126 | Thorntons 10p | 142 | | L2.1 | 2.3 | 2.0 | 19.7 |
| 368½ | 253 | Unigate | 366 | -1 | †12.65 | 2.2 | 4.6 | 13.1 |
| 335½ | 248 | United Biscuits | 331 | -4 | †11.0 | 2.1 | 4.4 | 13.3 |
| 194 | 112 | Do. Wrrnts. ('89) | 188 | -5 | | | | |
| 123 | 55 | Do. Wrrnts. ('91) | 123 | +5 | | | | |
| 68 | 43 | Wardell Roberts'n 10p | 43 | | †28.7% | 2.8 | 3.8 | 11.7 |
| 230 | 187 | Watson & Philp 10p | 216 | | 9.4 | 1.6 | 5.8 | 14.6 |
| £24 | £16½ | Wessanen (Kon) DF15 | £22½ | | Q44.8% | 2.4 | 2.8 | 14.8 |

## HOTELS AND CATERERS

| High | Low | Stock | Price | + or - | Div Net | C'vr | Y'ld Gr's | P/E |
|---|---|---|---|---|---|---|---|---|
| 111 | 46 | Aberdeen Stk 5p | 56 | | 1.5 | 2.6 | 3.6 | 14.5 |
| 81 | 48 | Allied Rests. 5p | 56 | +1 | 1.5 | 3.4 | 3.6 | 9.9 |
| 65½ | 42 | Belhaven | 48 | -1½ | a1.0 | 3.4 | 2.8 | 13.9 |
| 292 | 188 | Friendly Hotels 10p | 284xd | -8 | M2.7 | 6.6 | 1.3 | (18.7) |
| | | For Grand Met. see Beers, Wines & Spirits | | | | | | |
| 70 | 55 | Harmony Leisure 5p | 67 | | 0.14 | 4.4 | 0.3 | 80.7 |
| 372 | 128 | IoM Enterprises 5p | 252 | | Q45% | | 0.9 | ♦ |
| 118 | 95 | Jurys Hotel | 118 | | Q21.08% | 1.9 | 4.1 | 18.3 |
| 514 | 322 | Ladbroke 10p | 503 | -6 | †13.89 | 2.4 | 3.7 | 14.8 |
| 47 | 20 | Mandarin Oriental Intl | 38¼ | +½ | | | | |
| 174 | 108 | Mt. Charlotte 10p | 163 | -4 | †1.9 | 4.1 | 1.6 | 19.2 |
| 38 | 24 | Norfolk Capital 5p | 34 | -1 | †0.45 | 2.1 | 1.8 | 30.1 |
| *121 | 82 | Queens Moat 5p | 115 | -6 | g1.9 | 3.0 | 2.2 | 18.5 |
| 215 | 166 | Do. 7pcCr. Pf. £1 | 208 | -7 | 7% | | 4.5 | - |
| *19 | 15 | Resort Hotels 10p | 18½xd | | ‡0.42 | 2.7 | 3.1 | 16.8 |
| *60 | 18 | Ryan Hotels Ir 5p | 39 | -2 | Q4.12% | | 4.7 | - |
| 1175 | 733 | Savoy "A" 10p | 860 | | 5.0 | 5.6 | 0.8 | 26.8 |
| 114 | 81 | Stakis 10p | 105 | -3 | 1.95 | ♦ | 2.5 | ♦ |
| 284 | 211 | Trusthouse Forte | 273 | -6½ | 8.4 | a2.3 | 4.2 | 12.1 |

## INDUSTRIALS (Miscel.)

| High | Low | Stock | Price | + or - | Div Net | C'vr | Y'ld Gr's | P/E |
|---|---|---|---|---|---|---|---|---|
| 203 | 92 | AAF Invs. 7½p | 197 | | †3.75 | 3.6 | 2.5 | 12.7 |
| 328 | 251 | AAH | 327 | | †10.22 | 2.5 | 4.2 | 11.5 |
| 148 | 91 | ADT $0.01 | 139 | -3 | †012.4c | 2.0 | 5.0 | 9.8 |
| £21¾ | £13 | AGA AB K25 | £21¾ | +½ | Q21% | 1.8 | 2.3 | 24.6 |
| 335 | 188 | AIM 10p | 335 | | †7.5 | 3.4 | 3.1 | 12.8 |
| 319 | 218 | AMI Health 20p | 319 | +15 | L5.0 | 3.3 | 2.1 | 19.6 |
| 505 | 228 | ASD £1 | 495 | | †9.5 | 5.2 | 2.6 | 9.5 |
| 138 | 105 | Aaronson Bros. 10p | 128 | -2 | †5.45 | 2.1 | 5.7 | 9.5 |
| 190 | 130 | Abbeycrest 10p | 159 | -1 | †2.0 | 5.5 | 1.7 | 14.0 |
| 32 | 14 | Aberfoyle Hldgs 8p | 29 | | | | | 13.0 |
| 197 | 112 | Airsprung 10p | 168xd | | h4.93 | 3.8 | 4.0 | 8.7 |
| 185 | 117 | Alexander (W) 10p | 133 | | 5.0 | 2.8 | 5.1 | 9.1 |
| 185 | 142 | Alex'dra W'kwear 10p | 178 | | †3.2 | 3.6 | 2.4 | 15.6 |
| £45¾ | £23 | Alfa-Laval AB'B'Sk50 | £44¼ | +¼ | Q26% | 1.7 | 2.7 | 22.7 |
| 70½ | 44 | Allied Part. 5p | 68½ | -2 | †1.5 | 2.8 | 2.9 | 16.0 |
| 350 | 210 | Alumasc | 261 | | 7.65 | 2.5 | 3.9 | 13.1 |
| 395 | 295 | Amber Ind. 10p | 395 | | †11.0 | 2.8 | 3.7 | 12.8 |
| 131 | 76 | Amer. Bus. Syst. 5p | 125 | -2 | †1.7 | 4.4 | 1.8 | 13.3 |
| *£27¼ | £20¾ | Amer Group Free A | £22¾ | | Q18% | 4.6 | 2.1 | 10.3 |
| 218 | 138 | Antler 5p | 182 | +4 | †3.5 | 3.7 | 2.6 | 14.1 |
| 72 | 58 | Apollo Metals 10p | 72 | | R2.0 | 2.9 | 3.7 | 12.4 |
| 31 | 24 | Apollo Watch Prods 5p | 29½ | | b0.45 | 3.0 | 2.0 | 19.9 |
| *138 | 98 | Arley | 118 | | M3.3 | | 3.7 | - |
| 67½ | 34 | Armour Trust 10p | 65½ | -1 | 0.91 | 4.3 | 1.9 | 15.2 |
| 7 | 2 | Assoc. Br. Eng. 1p | 5¼ | | 0.03 | 0.4 | 0.8 | - |
| 300 | 190 | Do. 8pcCumCvRdPf | 253 | | 8% | | 4.2 | - |
| 566 | 434 | Assoc Brit Ports | 518 | -3 | †7.5 | 5.0 | 1.9 | 13.9 |
| 485 | 21 | Assoc. Energy 5p | 56 | -1 | | | | 83.2 |
| 150 | 133 | Assoc. Nursing Servs 10p | 143 | | b2.0 | 3.1 | 1.9 | 18.3 |
| £24 | £16 | Astra AB B Sk12½ | £23½ | | Q16% | 4.5 | 0.8 | 28.4 |
| 108 | 90 | Aukett Assocs. 5p | 103xd | | 3.0 | ♦ | 3.9 | ♦ |
| 100 | 50 | Avdel 10p | 99½ | | ♦M2.2 | 2.4 | 2.9 | (23.3) |
| 383 | 276 | Avis Europe | 373 | +1 | †9.0 | 2.4 | 3.2 | 15.8 |
| 749 | 570 | Avon Rubber £1 | 643 | -4 | 14.0 | 4.3 | 2.9 | 10.0 |
| 309 | 141 | BAA | 301 | | 7.25 | 3.3 | 3.2 | 12.4 |
| 190 | 139 | BBA Group | 182 | -2 | †4.0 | 3.5 | 2.9 | 10.3 |
| 118 | 95 | Do. 6.7pc Cm Rd Cv Pf | 110 | -2 | 6¾% | | 7.8 | - |
| 261½ | 216 | BET | 258 | -2 | †10.0 | 2.0 | 5.2 | 11.8 |
| 31 | 16 | BIMEC Industries 5p | 26 | -1 | | | | |
| *143 | 92 | BLP Group 10p | 109 | | b3.6 | 2.6 | 4.4 | 11.8 |
| 497 | 365 | BOC Group | 483½ | -½ | u16.6 | 2.1 | 4.6 | 12.2 |
| 79 | 55 | BSG Int. 10p | 64 | +½ | †2.0 | 3.3 | 4.3 | 10.3 |
| 413 | 303 | BSS Group 20p | 413 | | †12.0 | 3.3 | 3.9 | 10.6 |
| 351 | 238 | BTR | 343 | -3½ | †9.7 | 2.1 | 3.8 | 14.0 |
| 108 | 58 | BTR Wrrnts | 102 | -3 | | | | |
| *489 | 114 | BTR Nylex A$0.50 | 466 | -8 | †010c | 2.9 | 1.0 | 33.2 |
| 277 | 196 | Baird (Wm.) 50p | 258 | -4 | †6.48 | 2.3 | 3.5 | 11.7 |
| 166 | 149 | Bardon Grp 10p | 152 | +2 | †2.5 | 2.4 | 2.2 | 29.0 |
| 50 | 31 | Bardsey | 48 | +1 | 0.25 | 9.5 | 0.7 | 15.6 |
| 71 | 50 | Barlo Group Ir10p | 50 | | a1.7% | 2.8 | 8.5 | 8.2 |
| 203 | 120 | Barrett (Henry) 10p | 199 | | 3.4 | 3.5 | 2.3 | 14.4 |
| 230 | 142 | Barry Wehm'er 5p | 228 | -2 | 4.5 | 3.5 | 2.6 | 12.7 |
| £14½ | £9 | Baxter Int'l Inc. US$1 | £11½ | +¼ | Q50c | | 2.4 | - |
| 48 | 21½ | Baynes (Charles) 10p | | | | | | |
| 12½ | 7 | Bear Brand 5p | 11 | +½ | B- | | | |
| 6 | 0½ | Do. Wrrnts | 3¼ | +½ | | | | |
| 275 | 135 | Beaverco 5p | 245 | | 15.7 | 3.3 | 2.9 | 14.1 |
| 217 | 159½ | Beazer 10p | 213 | -2 | 6.35 | 3.8 | 4.0 | 8.3 |
| 567 | 440 | Beecham | 552 | -12 | †14.3 | 2.1 | 3.5 | 16.7 |
| *71 | 28 | Benlox 10p | 68 | -1 | g0.85 | | 1.9 | - |

## INDUSTRIALS (Miscel.)—Contd

| High | Low | Stock | Price | + or - | Div Net | C'vr | Y'ld Gr's | P/E |
|---|---|---|---|---|---|---|---|---|
| 56 | 42 | Benson Group 10p | 46 | | 0.7 | 5.5 | 2.0 | 11.4 |
| 317 | 170 | Bespak 10p | 306 | | †5.0 | 3.1 | 2.2 | 19.6 |
| 74 | 39 | Bestwood 5p | 54 | | 20.5 | | 1.2 | - |
| 220 | 156 | Bibby (J.) 50p | 172 | -2 | 8.5 | 2.0 | 6.6 | 9.5 |
| 119 | 72 | Bilston & Bat'sea 10p | 109 | -3 | 4.2 | 2.2 | 5.6 | 10.7 |
| 189 | 116 | Billam (J.) 10p | 129 | -3 | †4.0 | | 4.3 | - |
| 130 | 88 | Black Arrow 20p | 129 | | †2.75 | 3.3 | 3.1 | 13.2 |
| 161 | 131 | Black (P) Hldgs | 161 | | †a1.68 | 6.1 | 1.4 | 15.6 |
| 126 | 81½ | Blue Arrow 5p | 87 | -2 | †0.8 | 8.0 | 1.2 | 13.2 |
| 337 | 167 | Bluebird Toys 10p | 205 | | 6.21 | 3.8 | 4.0 | 8.1 |
| 306 | 226 | Bodycote Intnl | 300 | +2 | †5.0 | 4.2 | 2.2 | 14.2 |
| 47 | 31 | Bogod Pel. 'A' 10p | 35 | | 0.64 | 4.7 | 2.4 | 11.6 |
| 443 | 318 | Boot (Henry) 50p | 424 | | †14.5 | 1.3 | 4.6 | 23.1 |
| 259 | 197 | Boots | 254 | -3 | †8.8 | 2.3 | 4.6 | 12.2 |
| 475 | 352 | Bowater Inds £1 | 459 | -2 | †12.5 | 2.9 | 3.6 | 12.6 |
| 295 | 230 | Braithwaite £1 | 285 | +2 | 14.5 | 3.7 | 2.1 | 14.6 |
| 259 | 216 | Brammer 20p | 247 | +3 | †12.5 | 1.5 | 6.7 | 12.9 |
| 58 | 37 | Bridgend Group 10p | 47 | | †0.4 | 4.4 | 1.1 | 23.5 |
| 198½ | 137 | Bridon | 179 | -4 | †6.0 | 1.7 | 4.5 | 17.5 |
| 256 | 173 | Bridport-G 20p | 195 | -1 | 7.0 | 0.8 | 4.8 | 35.4 |
| 63 | 40 | Brierley Inv NZ$0.5 | 58 | +1 | Q20% | 1.2 | 5.9 | 13.8 |
| 540 | 323 | Brit. Aerospace 50p | 524 | -10 | †18.7 | 2.3 | 4.8 | 11.9 |
| 196 | 139 | British Airways | 194 | | †6.9 | 2.9 | 4.7 | 9.4 |
| 245 | 149 | Brit. Bloodstock | 238 | -2 | 8.8 | 1.5 | 5.0 | (16.0) |
| 185 | 145 | Brit. Fittings 20p | 158 | -2 | †h4.5 | 3.0 | 3.8 | 10.9 |
| 138 | 71 | Brit. Isl. A'ways 10p | 128 | +3 | d2.0 | 0.7 | 2.1 | 96.1 |
| 79½ | 58½ | British Steel 50p | 76½ | -2 | R7.5 | 2.7 | 7.0 | 5.9 |
| 168 | 108 | Brit. Syphon 20p | 158 | | †14.5 | 2.4 | 3.8 | 13.0 |
| 250 | 106 | British Vita | 248 | -4 | †h4.58 | 3.4 | 2.5 | 14.1 |
| 407 | 254 | B. H. Prop. $A1 | 367 | | †032c | 1.9 | 4.2 | 12.7 |
| 145 | 112 | Brooks Service | 145 | +5 | †4.2 | 2.5 | 3.9 | 13.0 |
| 205 | 161 | Brown & Tawse | 205 | | †8.0 | 2.1 | 5.2 | 12.3 |
| 51 | 25 | Bullers | 38 | | 2.0 | 0.5 | 8.9 | (58.3) |
| 191 | 133 | Burndene 5p | 187 | +2 | 7.0 | 3.2 | 5.1 | 7.8 |
| 108 | 86 | CCA Publications 10p | 86 | -2 | 3.0 | 0.7 | 4.7 | 21.3 |
| 156 | 118 | CH Industls 10p | 146 | +1 | †3.75 | 3.7 | 3.4 | 10.0 |
| 254 | 117 | CSR A$1 | 212 | -3 | Q20c | 1.6 | 4.6 | 13.7 |
| *230 | 158 | C'bell & Armstrng 5p | 208 | | †g4.5 | 3.6 | 2.9 | 12.3 |
| *322 | 231 | Canton St Invs 20p | 277 | +1 | †6.0 | 3.1 | 2.9 | 12.8 |
| 62½ | 36 | Caparo Inds 1p | 62½ | | m0.85 | | 1.8 | - |
| 163 | 123 | Do. 8½pc Cr Pf. 20p | 143 | | 8¼% | | 8.2 | - |
| 170 | 121 | Do. 8pc Cv Pf 20p | 168 | | 8% | | 6.7 | - |
| 176 | 128 | Cape Industries | 169 | -1 | †5.5 | 2.6 | 4.3 | 10.2 |
| 370 | 275 | Do. 8.4pc Cm Cv Pf | 358 | | 8.4% | | 3.1 | - |
| 155 | 138 | Carbo 5p | 155 | +2 | †4.6 | 2.7 | 4.0 | 10.5 |
| 69½ | 40 | Cathay Pacific | 69 | +1 | †028c | 2.6 | 2.9 | 13.2 |
| 73 | 21 | Celestion 20p | 73 | +3 | ♦d1.0 | | 1.8 | - |
| 11 | 5½ | Cent. Sheerwood 1p | 7¾ | | B- | | | |
| 174 | 118 | Chamb'lan Ph. 10p | 140 | -3 | †5.5 | 2.3 | 5.2 | 11.0 |
| 90 | 72 | Channel Express Grp 10p | 88 | | R2.1 | 5.0 | 3.2 | 22.4 |
| 496 | 295 | Charter Cons 2p | 491 | -4 | †14.5 | 2.5 | 3.9 | 12.9 |
| *25½ | 12 | Charterhall 5p | 21½ | -1½ | u2.0 | 1.3 | 13.0 | 6.5 |
| 13 | 5 | Charter House 50c | | | | | | |
| 156 | 73 | Chestergate Grp. 5p | 156 | +7 | 5.0 | ♦ | 4.4 | ♦ |
| 110 | 99 | Chieftain Grp 5p | 118 | | R3.5 | 2.5 | 4.2 | 12.5 |
| 140 | 93 | China Light HK$5 | 119 | +2 | Q72c | 3.3 | 4.6 | 6.6 |
| 685 | 414 | Christies Int. 10p | 685 | +2 | †13.0 | 3.3 | 2.5 | 15.0 |
| 166 | 100 | Claybithe | 154 | | †a2.4 | 3.9 | 2.1 | 13.1 |
| 100 | 35 | Coated Elct. 5p | 45 | | †1.4 | 1.5 | ♦ | 20.9 |
| 35 | 16 | Colorgen Inc. $0.01 | 17½ | +1½ | | | | |
| 242 | 132 | Coloroll 10p | 164 | -3 | †6.6 | 2.5 | 5.4 | 9.5 |
| 111 | 71 | Co. of Designers 5p | 95xd | +2 | 3.5 | ♦ | 4.9 | ♦ |
| 215 | 174 | Computer People 5p | 198 | | †3.6 | 3.7 | 2.5 | 13.5 |
| 118 | 86 | Cont. Stationery 10p | 105 | -1 | †3.0 | 1.6 | 3.8 | 22.3 |
| 322 | 239 | Cookson 50p | 317 | -4 | †h6.0 | 3.8 | 2.5 | 11.3 |
| 220 | 90 | Cooper (Alan) 10p | 204 | | †4.75 | 3.0 | 3.1 | 14.5 |
| 157 | 101 | Copymore 5p | 152 | -2 | †2.0 | 4.1 | 1.8 | 18.6 |
| 184 | 123 | Coswell Parker "A" 5p | 182 | -2 | 4.8 | 3.2 | 3.5 | 11.7 |
| 81 | 53 | Corton Beach 10p | 74 | | 0.5 | 11.6 | 0.9 | 10.4 |
| 239 | 132 | Cosalt | 238 | -1 | †7.0 | 2.7 | 3.9 | 12.5 |
| 238 | 180 | Courtney Pope 50p | 225xd | | †7.0 | 2.4 | 4.1 | 12.2 |
| 68 | 43 | Cowan de Grt. 10p | 65 | -1 | †1.5 | | 3.1 | - |
| *573 | 330 | Crean (J.) | 580 | +30 | †071.9% | 3.1 | 3.0 | 13.2 |
| *455 | 174 | Creighton Labs 20p | 393 | | †g5.4 | 4.3 | 1.8 | 13.7 |
| 118 | 65 | Cresta Hldgs. 10p | 90 | -1 | ♦0.75 | 10.4 | 1.1 | 9.7 |
| 116 | 50 | DSC 10p | 58 | -2 | 0.75 | 2.6 | 2.0 | (22.1) |
| 148 | 115 | Darby Grp. 5p | 148 | | R3.2 | 2.6 | 2.9 | 15.4 |
| 138 | 108 | Dauphin 5p | 137 | +2 | 13.0 | 2.9 | 2.9 | 14.9 |
| 765 | 390 | Davies & N'wmn | 765 | +10 | †15.0 | 5.9 | 2.8 | 7.9 |
| 229 | 100 | Davies (D.Y.J.) 5p | 183 | | 4.0 | 1.4 | 5.2 | 18.6 |
| 190 | 139 | Davis Godfrey | 163 | | †6.1 | 1.9 | 5.0 | 11.3 |
| 175 | 141 | Dawsongroup | 175 | | R4.75 | 2.6 | 3.6 | 12.7 |
| 171 | 116 | Dean & Bowes 5p | 166 | +1 | †4.0 | 2.1 | 3.3 | 19.2 |
| 494 | 362 | De La Rue | 459 | +2 | 13.25 | 2.0 | 3.8 | 15.1 |
| 135 | 63 | Delaney 10p | 112 | -4 | †3.3 | 3.5 | 3.9 | 9.6 |
| 32 | 20 | Dinkle Heel 5p | 25xd | -1 | †g0.5 | 2.0 | 2.7 | 23.9 |
| 241 | 180 | Diploma 5p | 227 | +2 | 7.5 | 2.8 | 4.4 | 10.9 |
| 122 | 87 | Dobson Park 10p | 101 | | 5.5 | ♦ | 7.3 | ♦ |
| 127 | 63 | Doctus 5p | 127 | | | | 2.1 | ♦ |
| 196 | 104 | Dolphin Pack 5p | 166 | +3 | 3.2 | 2.8 | 2.6 | 17.5 |
| £21⅞ | £14¾ | Dover Corp. US$1 | £17⅞ | +¼ | Q$0.68 | | 2.2 | - |
| 151 | 128 | Dyson (J.& J.) | 143xd | -1 | 4.5 | 1.8 | 4.2 | 15.9 |
| 106 | 82 | Do. 'A' | 98xd | -1 | 4.5 | 1.8 | 6.7 | 10.0 |
| 325 | 256 | EIS | 325 | +4 | †8.35 | 2.6 | 3.4 | 14.7 |
| 20¼ | 9¼ | Eagle Trust 2½p | 14¼ | +¼ | †a0.25 | 1.9 | 2.4 | 16.5 |
| 318 | 268 | Eastern Prod. 50p | 306 | +1 | 10.0 | 3.1 | 4.4 | 9.7 |
| 108 | 76 | Economic Forestry | 95 | | 3.25 | 2.2 | 4.6 | 13.2 |
| 46 | 34 | Elbief 10p | 45 | | d1.75 | 1.2 | 4.2 | 27.0 |
| 153 | 69 | Elders IXL $A1 | 145 | | †Q15.8c | 3.9 | 5.4 | 4.7 |
| 188 | 114½ | Eleco 10p | 188xd | | u6.2 | 2.4 | 4.4 | 15.7 |
| £28¼ | £17¼ | Electrolux BKr25 | £27¾ | +¾ | Q46% | | 4.0 | ♦ |
| 58 | 29 | Elga Group 5p | 50 | -1 | ‡1.0 | | | |
| *£17¼ | 432 | Elkem AS NK50 | £17¼ | +¼ | | | | |
| 28½ | 13½ | Elswick 5p | 28½ | +½ | †0.3 | 3.7 | 2.2 | 13.7 |
| £14⅛ | £10¼ | Emhart Corp. $1 | £14¼ | +¼ | Q88c | | | |
| 525 | 370 | Eng. China Clays | 499 | -11 | 17.5 | 2.5 | 4.7 | 11.5 |
| 240 | 173 | Erskine House Group | 188 | +1 | †G0.75 | 2.6 | 4.0 | 10.2 |
| 105½ | 85 | Do. 7¼pc Cv Pf | 109 | | 7¼% | | 9.7 | - |
| 221 | 172 | Esselte AB Sk12½ | 212 | | Q36% | 2.4 | 2.2 | 21.7 |
| 107 | 70 | Eurocopy 5p | 107 | | 12.19 | ♦ | 2.7 | ♦ |
| 802 | 232 | Eurotunnel Units | 780 | +17 | | | | |
| 75¼ | 13 | Do. Warrants | 72¼ | +1 | | | | |
| *143 | 95½ | Evered | 133½ | -4 | †3.25 | 3.2 | 3.2 | 10.5 |
| 82 | 50 | Excalibur Jewellery | 81 | | m0.05 | 42.9 | | 35.1 |
| 212 | 165 | Expamet Int'l | 192 | +1 | †8.75 | 1.5 | 6.4 | 11.6 |
| 47 | 28 | Feedex Agric. 10p | 45 | | d1.5 | 1.4 | 4.6 | 15.0 |
| 186 | 151 | Fenner (J. H.) | 184 | -1½ | 7.5 | 2.0 | 5.4 | 15.6 |
| 26 | 10½ | Fergabrook 10p | 14½ | | | | | 16.0 |
| *290½ | 150 | Fisons | 213 | | †4.0 | 3.6 | 2.0 | 18.5 |
| 156 | 68 | Fitzwilton | 93 | | Q11.5% | 2.0 | 2.2 | 32.8 |
| 195 | 130 | Fletcher Chllge NZ$0.5 | 195 | +10 | Q25c | 2.3 | 4.4 | 9.9 |
| 146 | 100 | Flexello C. & W. | 133 | -3 | 4.9 | 3.2 | 5.3 | 7.9 |
| 240 | 170 | Flogas IR£0.10 | 228xd | | Q61.7% | 3.1 | 2.3 | 12.0 |
| 125 | 58 | Fobel Intl 10p | 57 | -1 | †1.5 | 6.4 | 3.5 | 4.7 |
| 99 | 76 | French (Thos.) 10p | 81xd | | 3.02 | | 5.0 | ♦ |
| £14⅛ | 797 | Fuel-Tech NV $1 | £14⅛ | | | | | |
| 80 | 43 | GKC Floor & Furnish 10p | 58 | | 2.0 | 0.6 | 5.3 | 40.3 |
| 156 | 128 | GR (Hldgs.) 5p | 156 | | 4.0 | 2.0 | 4.8 | 15.5 |
| 268 | 167 | Gestetner | 248xd | +4 | 5.5 | ♦ | 2.7 | ♦ |
| 235 | 182 | Gieves Grp. 20p | 207 | | 14.2 | 2.7 | 2.8 | 16.2 |
| 1260 | 887 | Glaxo 50p | 1247 | -1 | 25.0 | 2.6 | 2.7 | 18.2 |
| 295 | 267 | Gordon Russell 5p | 291 | +4 | 16.0 | 3.7 | 2.1 | 18.0 |
| 127 | 91 | Grafton Grp | 127 | | Q85.2% | 2.3 | 1.8 | 21.3 |
| 304 | 218 | Grampian Hldgs | 304 | +2 | †11.2 | 4.2 | 4.8 | 12.1 |
| 274 | 220 | Granada | | | | | | |
| 128 | 108 | Do. Cv Prf 10p | 125 | -2 | 7.5 | | 8.0 | - |
| 295 | 205 | Gt. Southern 10p | 295 | -2 | †6.0 | 2.9 | 3.8 | 12.3 |
| 228 | 193 | Green (E.) & Part. 5p | 218 | | 4.75 | 3.8 | 2.9 | 13.0 |
| 220 | 135 | Halls Homes & Gdns 5p | 210 | +2 | †3.75 | 2.2 | 2.8 | 21.4 |
| 206 | 142 | Halma 10p | 186 | +2 | †1.64 | 6.5 | 1.1 | 19.2 |
| *84 | 53 | Hampson Inds. 5p | 88xd | | †2.91 | 4.0 | 4.4 | 11.5 |
| 118 | 104 | Do. 8½pcCnvRd Pf 91/98 | 118 | | | | | |
| 183 | 134 | Handley-Walker 5p | 183 | | a3.3 | 2.4 | 2.4 | 20.2 |
| 179 | 123½ | Hanson | 178½ | -1 | 6.8 | 2.3 | 5.1 | 9.8 |
| £140 | £116 | Do. 10pc Ln. 2007-12 | £138 | | Q10% | 10.5 | 7.2 | - |
| 132 | 102 | Do. 5.75pcCvCmRedPf | 131 | -1 | 5.75% | | 5.9 | - |
| 73 | 49 | Hardios Group 10p | 64 | -1 | a2.5 | 2.2 | 6.8 | 8.3 |
| 140 | 95 | Harris (Ph.) 20p | 119 | -1 | 5.5 | 1.7 | 6.2 | 12.1 |
| *66 | 37 | Hartons 5p | 59 | | 1.48 | 2.7 | 3.9 | 12.5 |
| *158 | 10 | Do. 7pcPf £1 | 105 | | 7% | | 9.1 | - |
| 335 | 152 | Havelock Europa 10p | 195 | | 8.6 | 2.0 | 5.9 | 11.3 |
| 217 | 113 | Hawtal Whiting 5p | 144 | | | | | |
| 53½ | 19½ | Hawtin Leslie 5p | 25½ | | 0.5 | | 0.7 | - |
| 34 | 17 | Hawtin 5p | 19 | | 0.6 | 2.0 | 7.8 | 16.8 |
| 133 | 78 | Hay (Norman) 10p | 105 | +5 | †h1.07 | 3.4 | 2.5 | 18.5 |
| 95 | 55 | Health Care Servs | 89 | +5 | †1.0 | 4.4 | 1.5 | 20.1 |
| 272½ | 204 | Hepworth | 268 | -6 | †9.9 | 1.9 | 5.1 | 12.8 |
| 331½ | 249 | Hestair | 272 | -3 | †5.4 | 4.3 | 2.6 | 10.2 |
| 190 | 116 | Hewitt (J.) | 118 | -2 | 5.0 | 2.1 | 5.6 | 10.7 |
| 388 | 288 | High-Point 10p | 328 | | 5.75 | 4.4 | 2.3 | 13.0 |
| 205 | 180 | Highgate & Job 50p | 185 | | | | | |
| 250 | 171 | Hodgson Hldgs 5p | 198 | | †2.3 | 4.9 | 1.6 | 16.7 |
| 153 | 138 | Holders Tech 10p | 153 | | u6.0 | 2.0 | 5.2 | 12.6 |
| 230 | 123 | Hornby Group 5p | 198 | +2 | †4.0 | 3.6 | 2.8 | 13.2 |
| 150 | 64 | Hughes (HT) 10p | 150 | +1 | g2.48 | 2.1 | 2.3 | 27.8 |
| 397 | 296 | Hunting Assoc. | 383 | -4 | †h7.2 | 6.8 | 2.5 | 7.6 |
| 360 | 171 | Huntingdon Intl 5p | 368 | | 2.25 | 8.3 | 0.8 | 17.2 |
| 90 | 32 | Huntleigh Tech. 5p | 75 | +3 | †0.5 | 5.5 | ♦ | 27.1 |
| 83 | 48 | Hutch Whamp HK$2.5c | 83 | +2 | †034.6c | 1.8 | 3.0 | 18.6 |
| 48 | 29 | Hyman 5p | 41 | -1 | †1.7 | 1.9 | 5.5 | 11.3 |
| 158 | 96 | ISA International 5p | 157 | | L1.17 | 3.7 | 1.0 | 31.8 |
| 287 | 170 | IWP Int'l | 287 | | F023.5% | | 1.7 | - |
| 29 | 16 | Integ Hlth Care A$0.50 | 29 | | | | | |
| 260 | 108 | Interurope Tech 20p | 123 | | 6.4 | 1.3 | 6.9 | 14.6 |
| 560 | 228 | Interlink Express 5p | 273 | -15 | 6.9 | 3.3 | 3.4 | 12.0 |
| 58 | 38 | Ipeco Hldgs 10p | 45 | -1 | †2.0 | 1.7 | ♦ | 13.1 |
| 203 | 112 | Isotron | 193 | +3 | 2.16 | 5.0 | 1.5 | 17.8 |
| 518 | 193 | J.S. Pathology 10p | 333 | -15 | 5.5 | 3.6 | 2.2 | 16.7 |
| 122 | 71 | Jackson Bourne | 115 | | Hal2.33 | 2.2 | 2.8 | 22.4 |
| 139 | 71 | Jardine Hdg HK$2 | 139 | +2 | Q47.5c | | 2.5 | - |
| 87 | 39 | Jardine Strategic | 84½ | | Q15c | | 1.2 | ♦ |
| 536 | 393 | Johnson Cleaners | 533 | +3 | †18.6 | 2.0 | 4.7 | 14.2 |
| 393 | 242 | Johnson Matthey £1 | 382 | -3 | 7.0 | 3.3 | 2.7 | 12.6 |
| 450 | 340 | Johnston Grp. 10p | 375 | | 10.0 | 4.2 | 3.6 | 8.9 |
| 133 | 96 | Jourdan (T.) 10p | 118 | -2 | †4.85 | 2.1 | 5.9 | 10.8 |
| 91 | 65 | Just Rubber | 83 | +1 | †2.12 | 3.4 | 3.4 | 11.1 |
| 55 | 40 | Kalamazoo 10p | 41½ | -½ | 2.0 | 1.6 | 6.4 | 12.7 |
| 40½ | 31½ | Kalon Group 15p | 33½ | -½ | 20.3 | | 1.2 | - |
| 455 | 280 | Keep Trust | 313 | | †9.0 | 4.1 | 3.8 | 8.5 |
| 455 | 355 | Kelsey Inds | 429 | | 11.25 | | 3.6 | ♦ |
| *309 | 138 | Kenyon Securities | 168xd | +5 | g6.75 | 1.3 | 5.4 | 19.7 |
| 625 | 275 | Kershaw (A.) 5p | 600 | | 22.25 | | 5.1 | ♦ |
| 140 | 70 | Kingsgrange 10p | 70xd | -1 | 1.5 | 0.3 | 2.9 | - |
| 116 | 56 | Kitty Little Grp 5p | 61 | | †1.8 | 4.0 | 3.9 | 8.5 |
| *700 | 295 | Kleen-E-Ze Hldgs | 318 | -5 | a8.47 | 1.9 | 3.6 | 19.0 |
| 161 | 93 | Lakidaw Thomson | 120 | -2 | †4.79 | 2.5 | 5.3 | 9.3 |
| 83 | 50 | Lawtex | 59 | -1 | 1.0 | | 2.3 | - |
| 175 | 126 | Lep Group 2p | 170 | +2 | †3.9 | 0.9 | 3.1 | (55.6) |
| 195 | 109 | Lilleshall 10p | 191 | -2 | 12.5 | 4.8 | 1.7 | 23.4 |
| 170 | 127 | Lincat Group 10p | 168 | | 13.7 | 2.6 | 2.9 | 15.2 |
| 8 | 5½ | Lincoln House | 6¾ | | | | | |
| 6 | 1½ | Do. Wrrnts | 4½ | | | | | |
| 229 | 105 | Lodge Care | 182 | | †2.75 | 2.3 | 2.0 | 27.1 |
| 120 | 115 | Do. 7½pc CvPf 91/96 | 120 | | 7.5% | | 8.3 | - |
| 70 | 42 | London Finance & Invs | 49 | -1 | 1.1 | 1.9 | 3.1 | 21.1 |
| 295 | 195 | London Intnl 10p | 244 | +5 | †6.3 | 2.4 | 3.5 | 14.1 |
| 289 | 175 | Low & Bonar 50p | 267 | +14 | †6.0 | 2.3 | 3.0 | 16.7 |
| 298 | 172 | MB Group | 293 | -3 | †8.5 | 2.4 | 3.9 | 12.5 |
| 102 | 61 | MY Hldgs 10p | 99 | -1 | †1.5 | 3.3 | 2.0 | 19.9 |
| 148 | 101 | McLeod-Russel | 138 | +3 | a4.5 | 1.8 | 4.3 | 17.4 |
| 341 | 206 | Macarthy 20p | 272 | +1 | 11.5 | | 5.6 | ♦ |
| 203 | 155 | Macfarlane Gp | 203 | | †3.31 | 3.3 | 2.2 | 18.7 |
| 148 | 115 | Magnolia Group | 148 | | †4.45 | 2.8 | 4.0 | 12.1 |
| 142 | 100 | Malinet Hldgs 10p | 103 | | b1.69 | 3.3 | 2.2 | 19.2 |
| 2100 | 700 | Man. Ship Can. £1 | 1850 | | | | | 25.5 |
| 200 | 115 | Marling Ind. 10p | 199 | -1 | †3.3 | 3.8 | 2.2 | 14.1 |
| 40 | 16 | Maxiprint 1p | 27 | +4 | | | | |
| 95 | 65 | Maybom Group 5p | 78 | +8 | †3.5 | 2.4 | 6.0 | 9.3 |
| 294 | 137 | Mayne Nickless A$0.50 | 285 | -5 | bQ20c | 2.0 | 3.4 | 14.8 |
| 12 | 8 | Medical Research | | | | | | |
| 131 | 117 | Melville Group 10p | 130 | | 14.2 | 1.4 | 4.3 | 12.5 |
| 219 | 159 | Metal Closures | 200 | | 17.4 | 1.3 | 4.9 | 18.5 |
| 163 | 108 | Metsec 10p | 140 | | 13.2 | 3.2 | 3.0 | 13.8 |
| *36 | 17½ | Mid Allied Spdt 12½p | 24½ | +½ | | | | |
| 320 | 190 | Minty | 218 | +3 | a0.29 | 7.7 | 0.2 | 93.4 |
| 145 | 83 | Monks & Crane 10p | 188 | -2 | †3.2 | 2.4 | 4.0 | 13.7 |
| 276 | 215 | Morgan Crucible | 275 | +2 | †10.0 | 1.9 | 4.8 | 12.5 |
| 368 | 255 | Mosaic Invs. 10p | 290xd | | †3.0 | 4.3 | 1.4 | 22.7 |
| 228 | 146 | Myson Grp 10p | 149 | -1 | 5.4 | 3.1 | 4.3 | 9.9 |
| 157 | 95 | NMC Grp 12½p | 146 | | †2.3 | 4.5 | 2.1 | 13.7 |
| 114 | 96 | Do. 7.75pc Rd Cv Prf | 115 | -1 | 7.75 | | 9.1 | - |
| 122 | 40 | NMW Computers | 80 | | | | | |
| 165 | 98 | Nash Inds | 133 | +6 | 3.0 | ♦ | 3.0 | ♦ |
| 114 | 78 | Nestor-BNA 10p | 115 | +1 | L1.69 | 2.3 | 2.2 | 22.7 |
| 105 | 65 | Noble & Lund 10p | 92 | -1 | 1.5 | 3.2 | 2.2 | 9.5 |
| 262 | 178 | Nobo Group 10p | 247 | | †5.28 | 3.2 | 2.9 | 14.7 |
| 431 | 280 | Norcros | 340 | | †14.4 | 3.2 | 5.6 | 9.9 |
| 195 | 100½ | Norfolk House 5p | 195xd | +5 | 3.38 | 4.9 | 2.3 | 11.0 |
| 436 | 255 | No-Swift 5p | 436 | | 10.0 | 2.5 | 3.1 | 14.7 |
| £160 | £80 | OCE 4pc Cv Pf 1987-92 | £160 | | Q9% | | 5.6 | - |
| *675 | 332 | Oakwood Grp | 488 | -5 | †3.0 | | 1.4 | - |
| 162 | 105 | Office & Elect | 129 | -1 | | | | |
| 35 | 24 | Omnitech 1p | 26 | -1 | | | | |
| 145 | 105 | Optical & Med. 5p | 148 | +2 | †4.6 | 2.2 | 4.4 | 13.5 |
| 38 | 15 | Optometrics $0.01 | 22 | | | | | |
| 237 | 170 | Oriflame | 188 | | ta6.8 | 1.6 | 5.0 | 12.8 |
| 155 | 118 | PCT Grp 10p | 155 | | -4.0 | 1.5 | 3.4 | 23.9 |
| 145 | 78 | Pacer Sys. $0.01 | 72 | | Q5.5c | 4.1 | 4.2 | 5.8 |
| 237 | 136 | Pacific Dunlop $0.5 | 225 | -1 | Q141½c | 2.3 | 2.9 | 14.9 |

## INDUSTRIALS (Miscel.)—Contd.

| High | Low | Stock | Price | + or - | Div Net | C'vr | Y'ld Gr's | P/E |
|---|---|---|---|---|---|---|---|---|
| 318 | 213 | Pacific Sales 10p | 272 | -16 | ta2.0 | 4.8 | 1.0 | 20.4 |
| 63 | 34 | Page (Michael) Grp 2p | 45 | | W1.3 | 3.2 | 3.9 | 11.0 |
| | | For Parker Knoll see Cornwell Parker | | | | | | |
| 383 | 259 | Parkfield Group 2p | 328xd | +1 | †7.0 | 3.2 | 2.8 | 14.1 |
| 14 | 2¼ | Parton Ind | 7¼ | | | | | - |
| £64½ | £35½ | Do 11pc Cnv Ln '94-02 | £59½ | +2 | Q11% | | 18.5 | - |
| 141 | 65 | Pentland 10p | 83 | -2 | †0.64 | 21.2 | 1.0 | 4.2 |
| 127 | 63 | Peramco AGB 2½p | 74 | | 4.0 | 1.6 | 7.2 | 10.3 |
| 115 | 64 | Do. 25pc Cv Ln 1998 | 65½ | | Q6.3% | | 9.6 | - |
| 455 | 305 | Photo-Me 5p | 415 | | 3.0 | 7.3 | 1.0 | 18.7 |
| 251 | 186 | Pilkington 50p | 241 | -½ | †8.4 | 2.7 | 4.6 | 8.8 |
| 135 | 79 | Do. Warrants | 112 | | | | | - |
| 16 | 5½ | Platignum 5p | 8 | | B- | | | - |
| 145 | 47 | Plaxton Int | 58 | | †0.51 | | ‡ | - |
| 283 | 185 | Plumb Hldgs. 5p | 187 | | †4.25 | 3.4 | 3.0 | 12.8 |
| 40 | 25 | Polymark 10p | 37 | | | | | 3.2 |
| 170 | 96 | Do. CnPfA 80p | 159 | | 12½% | | 10.8 | - |
| 300 | 225 | Portals | 278 | +2 | †9.1 | 2.7 | 4.4 | 10.8 |
| 102 | 61 | Porter Chadburn 5p | 101 | -1 | †1.05 | 3.6 | 1.4 | 25.5 |
| 193 | 187 | Powerline Fds 5p | 188 | | R4.5 | 2.3 | 3.2 | 14.6 |
| 424 | 320 | Powell Duffryn 50p | 399 | +1 | †18.5 | 1.6 | 6.2 | 12.2 |
| 285 | 215 | Proudfoot | 265 | +4 | L4.5 | 2.8 | 2.3 | 17.6 |
| 257 | 90 | Quotient 5p | 113 | -4 | †3.0 | 6.8 | 3.5 | 5.5 |
| 166 | 86 | RCO 10p | 164 | | 6.0 | 2.0 | 5.0 | 13.2 |
| 126 | 78 | RKF Group 10p | 118 | | †2.23 | 2.4 | 2.5 | 22.5 |
| 248 | 148 | Radiant Metal | 248 | | 3.0 | 4.1 | 1.6 | 20.0 |
| 32 | 22 | Ranco Oil Servs. 10p | 26 | +1 | | | | - |
| 855 | 562 | Rank Org. | 843 | -12 | 26.25 | e2.3 | 4.2 | 11.7 |
| 533 | 311 | Racne-Reso's FM30 | 522 | | Q10% | 1.3 | 2.7 | 27.8 |
| 1078 | 770 | Reckitt & Colman | 1058 | -10 | †21.7 | 2.9 | 2.7 | 14.4 |
| 96 | 55 | Record Hldgs 5p | 95 | | †12.0 | 3.9 | 2.8 | 11.4 |
| 544 | 445 | Redfearn | 540 | | ♦F17.5 | ♦ | 4.4 | ♦ |
| 227 | 98 | Reed Exec 2p | 128 | -5 | †2.0 | 6.2 | 1.9 | 9.6 |
| 149 | 103 | Reliance Sec Grp 5p | 119 | +2 | 4.75 | 2.3 | 5.3 | 10.9 |
| 255 | 166 | Relyon | 222 | -1 | †4.9 | 3.8 | 3.0 | 12.0 |
| 634 | 439 | Reuters 'B' 10p | 628 | +1 | †7.3 | 4.0 | 1.6 | 21.1 |
| 82 | 38 | Rexmore | 71 | +2 | †1.8 | 3.8 | 3.4 | 10.3 |
| 145 | 106 | Ricardo Group | 144 | +6 | ♦3.25 | 1.4 | 3.0 | 32.3 |
| 155 | 83 | Robertson Grp. 10p | 116 | | †3.3 | 2.6 | 3.8 | 13.5 |
| 68 | 39 | Rock | 47 | +½ | | | | - |
| 77 | 55 | Rockware | 72 | -1 | †1.49 | 3.5 | 2.8 | 11.4 |
| 103 | 69 | Rockwood 10p | 90 | +2 | †0.4 | 13.5 | 0.6 | 18.6 |
| 111 | 100 | Do. 8½pc Cnv. Pf | 111 | | 8½% | | 10.2 | - |
| 181 | 148 | Rolfe & Nolan 10p | 155 | +2 | †4.0 | 3.1 | 3.4 | 12.6 |
| 142 | 105 | Ropner | 128 | | 7.0 | 1.3 | 7.3 | 13.7 |
| 142 | 102 | Do. 'A' | 114 | +1 | 7.0 | 1.3 | 8.2 | 12.2 |
| 103 | 88 | Rural Planning 3p | 91 | +3 | L1.6 | 3.0 | 2.3 | 18.8 |
| 80 | 55 | Russell (A.) 10p | 77 | +1 | 1.94 | 2.4 | 3.4 | 16.6 |
| 157 | 88 | Ryan Intl 20p | 138 | +1 | ♦H4.0 | 3.3 | 3.9 | 9.3 |
| 181 | 76 | SAC Intl 10p | 109 | +1 | 4.0 | 2.1 | 4.9 | 12.9 |
| 46 | 25 | S.E.P. Intl. Hldgs. 5p | 28 | | 0.75 | ♦ | 3.6 | ♦ |
| 68 | 23 | SI Group 5p | 38 | | | | | - |
| £56¼ | £36½ | St. Gobain FFr100 | £55½ | -½ | Q015½% | 5.7 | 2.6 | 6.7 |
| 237 | 190 | Sale Tilney | 236 | +5 | F10.5 | 1.8 | 5.9 | 12.3 |
| 195 | 132 | Sanders & Sdey 5p | 187 | | †6.0 | 1.8 | 4.3 | 17.4 |
| 236 | 160 | Savage | 185 | | 3.0 | 4.0 | 2.2 | 15.4 |
| 278 | 206 | Scapa Group | 275 | -3 | †7.68 | 2.9 | 3.7 | 10.2 |
| £21¼ | £15¼ | Schlumberger $0.01 | £21¼ | +½ | Q$1.20 | | 3.1 | - |
| 270 | 142 | Scott Robertson | 267 | | †4.0 | 3.3 | 2.0 | 18.0 |
| 203 | 150 | Scot. Heritable Tst. | 180 | +2 | †5.0 | 1.7 | 3.7 | 20.8 |
| 145 | 97 | Seafield | 101 | | | | | - |
| 550 | 261 | Securicor Group | 558 | +10 | †1.18 | 7.5 | 0.3 | 62.6 |
| 533 | 210 | Do. 'A' N-V | 525 | -5 | †1.18 | 7.5 | 0.3 | 59.7 |
| 231 | 163 | Securiguard Grp 5p | 238 | -1 | 6.5 | ♦ | 3.8 | ♦ |
| 217 | 143 | Security Archives 20p | 172 | | L4.0 | 2.2 | 3.1 | 17.8 |
| 480 | 205 | Security Services | 488 | +5 | †2.27 | 4.2 | 0.6 | 50.8 |
| *217 | 116 | Select Appointments 5p | 186 | +4 | †g2.5 | 3.9 | 1.8 | 20.1 |
| 278 | 230 | Serco Group 2p | 278 | | R7.0 | 3.1 | 3.4 | 12.8 |
| 1135 | 710 | Shanks & McEwan 50p | 1135 | +10 | 15.5 | 2.3 | 1.8 | 30.9 |
| 205 | 130 | Sharp & Law 10p | 133 | | †3.0 | 3.0 | 3.0 | 13.4 |
| 206 | 146 | Do. 8½pc Cv Pfr | 148 | +2 | 8½% | | 7.7 | - |
| 87 | 65 | Sheldon Jones | 75 | +2 | 4.65 | 1.3 | 7.9 | (11.4) |
| 149 | 75 | Shiloh | 87xd | -2 | R2.25 | 7.0 | 3.5 | 5.4 |
| 153 | 102 | Sidlaw Group | 132 | | 7.0 | 2.5 | 7.1 | 7.5 |
| 468 | 300 | Siebe | 468 | -3 | †8.78 | 4.0 | 2.6 | 10.7 |
| 170 | 113 | Silentnight 10p | 165 | | †5.25 | 2.5 | 4.2 | 12.5 |
| 250 | 162½ | Sinclair (Wm.) | 250 | +3 | h4.25 | 2.5 | 2.3 | 22.6 |
| 443 | 343 | Sketchley | 443 | | †19.0 | 1.4 | 5.7 | 16.2 |
| 151 | 108½ | Smith & Neph. 10p | 136 | -1½ | †3.4 | 2.1 | 3.3 | 16.4 |
| £32⅞ | £22¼ | SmithKline Beckman | £25¼xd | -⅜ | Q$1.84 | | 3.3 | - |
| 313 | 220 | Smiths Inds. 25p | 312 | +2 | 7.5 | 2.7 | 3.2 | 14.9 |
| 108 | 70 | Somic | 100 | | †3.0 | 3.8 | 4.0 | 8.7 |
| 1430 | 915 | Sotheby's Hldgs Inc Class A | 1400 | -5 | saQ25c | 6.2 | 1.0 | 16.6 |
| 418 | 247 | Sema Bus Grp 10p | 418 | +1 | 6.01 | 3.8 | 1.9 | 14.5 |
| 395 | 285 | Spandex 10p | 390 | | †a3.6 | 5.2 | 1.2 | 20.7 |
| 259 | 210 | Spear (J.W.) | 248 | | 6.0 | 0.9 | 3.2 | 43.6 |
| 21½ | 9¾ | Spong Hldgs 5p | 12½ | -½ | 0.4 | 1.1 | 4.3 | 24.3 |
| 221 | 157 | Spring Ram 10p | 287 | +1 | †d0.55 | 15.7 | 0.4 | 17.8 |
| 155 | 100 | Stag Furniture | 145 | | †6.0 | 1.8 | 5.5 | 12.6 |
| 128 | 68 | Stainless Metal | 91 | | 4.5 | 0.3 | 6.6 | - |
| 246 | 168 | Stat-Plus 5p | 203 | | †2.25 | 5.0 | 1.5 | 18.2 |
| 175 | 143 | Sterling Inds. 2½p | 175 | | †3.4 | 0.9 | 2.6 | 54.9 |
| 308 | 225 | Stocklake | 262 | -1 | 12.0 | 3.2 | 6.1 | 5.7 |
| 81 | 31 | Stonehill Hlds | 68 | -2 | B- | | | - |
| 18 | 9½ | Stormgard 10p | 15 | -½ | F0.1 | | 0.9 | - |
| 252 | 135 | Suter 5p | 208 | -1 | ♦6.0 | 3.4 | 3.8 | 10.9 |
| 166 | 148 | Swallowfield 5p | 166 | | R5.0 | 2.6 | 4.0 | 11.1 |
| 158 | 106 | Swire Pac A 60c | 158 | +3 | Q60c | ♦ | 2.8 | ♦ |
| 45 | 24 | Sycamore Hldgs | 35 | -1 | | | | - |
| 135 | 104 | Sykes-Pickavant 10p | 128 | +2 | †L5.25 | 1.9 | 5.8 | 11.3 |
| 330 | 290 | Syltone | 315 | | 11.5 | 2.5 | 4.9 | 11.0 |
| 186 | 123 | T.I.P. Europe | 182 | +5 | L4.2 | 2.4 | 3.1 | (14.7) |
| 208 | 154½ | T&N | 203 | +½ | †8.5 | 2.3 | 5.6 | 8.8 |
| 278 | 195 | TT Group | 220 | +1 | M6.0 | 3.0 | 3.6 | 15.0 |
| 34 | 17½ | Talbex 5p | 24 | | | | | 30.5 |
| 68 | 35 | Tamaris 10p | 45 | | u2.0 | 0.4 | 5.9 | 89.6 |
| 105 | 80 | Do 8½pc Prf 2003 | 95 | | 8.5% | | 11.9 | - |
| 123 | 80 | Taots (John) 10p | 118 | +2 | L3.3 | 2.0 | 3.7 | 15.9 |
| 225 | 181 | Tech Proj. Sry. 10p | 181 | | †4.0 | 3.8 | 2.9 | 11.9 |
| 350 | 260 | Third Mile Inv | 267 | | †3.3 | 3.8 | 1.6 | 20.6 |
| 108 | 51 | Thomson T-Line 5p | 91 | -½ | ♦F2.0 | 2.0 | 3.0 | 18.9 |
| 195 | 123 | TNT A$0.50 | 176 | -2 | t012½c | 2.9 | 3.5 | 9.8 |
| 112 | 80 | Tinsley (Eliza) 5p | 93 | | 3.95 | 2.7 | 5.7 | 8.7 |
| 91 | 78 | Titon 10p | 89 | +5 | 2.6 | ♦ | 3.9 | ♦ |
| 70 | 32 | Tollgate | 42 | | Q20c | 1.6 | 10.8 | 5.9 |
| 259 | 184 | Tomkins 5p | 236 | -2 | †4.5 | 4.7 | 2.6 | 10.6 |
| 167 | 113 | Do. 5.5pc Cnv Rd Pf | 112 | -1 | 5.6% | | 6.2 | - |
| 185 | 95 | Do 6¼pc Cv Pf | 99½ | -1 | 6¼% | | 8.4 | - |
| 418 | 145 | Toothill (R.W.) | 418 | | 8.99 | 2.2 | 2.9 | 20.8 |
| 195 | 145 | Toye | 198 | | 6.0 | 2.1 | 4.0 | 15.9 |
| 347½ | 285 | Trafalgar Hse. 20p | 327½ | -5½ | 16.0 | 1.9 | 6.5 | 9.5 |
| 275 | 205 | Transport Dev | 271 | -2 | 18.5 | 2.4 | 4.2 | 12.7 |
| 178 | 73 | Triangle Trust 20p | 110 | | 7.3 | 1.8 | 8.8 | 8.0 |
| 65 | 35 | Tribble Harris $0.01 | 56 | -1 | d04.8c | 2.1 | 4.7 | 10.0 |
| 128 | 86 | Trifleus | 128 | | †3.0 | 2.0 | 3.1 | 17.8 |
| 34½ | 17 | Tubular Exhib. 5p | 26½ | -½ | a0.3 | 4.1 | 1.5 | 20.0 |
| 216 | 173 | UDO Hldgs 10p | 206 | -2 | 2.43 | 6.2 | 1.6 | 13.5 |
| 30 | 14 | URS Intl. $0.01 | 22 | | L4.25c | ♦ | 11.8 | ♦ |
| 73 | 42 | Ucigroup 15p | 55 | | | | | |
| 544 | 433 | Unilever 5p | 532 | -6 | 12.09 | 2.7 | 3.0 | 13.1 |
| £37⅞ | £27⅜ | Unilever NV F14 | £37½ | +1½ | Q90.5% | 2.8 | 2.7 | 13.4 |
| 69 | 39 | Unilock 20p | 55 | | 2.2 | 1.6 | 5.3 | 15.3 |
| 28½ | 15 | Utd Guarantee 5p | 19½ | +½ | | | | 30.2 |
| 205 | 140 | Vinten Grp. 20p | 195 | | †4.0 | 2.9 | 2.8 | 16.2 |
| 43 | 23 | W.A. Hldgs 10p | 34 | -1 | †1.2 | 2.5 | 4.7 | 11.2 |
| 110 | 58 | WSP Hldgs 5p | 98 | | 1.4 | 3.2 | 1.9 | 21.7 |
| 208 | 155 | Wade Potts. 10p | 162 | | 5.0 | 3.1 | 4.1 | 10.0 |
| 128 | 75 | Walker Greenbank | 85 | | †2.25 | 3.0 | 3.5 | 9.5 |
| 183 | 155 | Warner Howard Grp 5p | 180 | +3 | †3.0 | 3.6 | 2.2 | 16.5 |
| £33⅜ | £23⅞ | Wartsila AB FIM50 | £33⅛ | +⅝ | Q13% | 4.8 | 3.3 | 6.4 |
| 274 | 100 | Wassall 5p | 258 | +2 | 1.0 | 1.9 | 0.5 | - |
| 116 | 61 | Waterford Glass 5p | 72 | -1 | Q57.6% | | 3.4 | - |
| 120 | 100 | Waterman Part'ship 10p | 105 | | R4.5 | 3.0 | 3.7 | 12.2 |
| 505 | 368 | Wellcome | 491 | +1 | 3.6 | 3.4 | 1.0 | 32.4 |
| 106 | 21 | Welpac 7p | 75 | | 0.25 | 3.5 | 4.1 | 7.3 |
| *40½ | 20 | Wst. Industries 5p | 40½ | +½ | 1.0 | 2.3 | 3.3 | 32.1 |
| 74 | 41 | Westerly 10p | 65 | | 2.8 | 1.7 | 7.1 | (10.8) |
| 45 | 25 | Westmex A$0.10 | 25 | | | | | |
| 377 | 295 | Whatman Reeve 5p | 377 | | †4.0 | 5.5 | 1.4 | 16.5 |
| 326 | 267 | Whitecroft | 311 | | †11.5 | 2.3 | 4.9 | 13.2 |
| 85 | 46 | Whittington 5p | 70 | -1 | a0.22 | 13.4 | 0.4 | 21.4 |
| 40 | 24 | Widney 4p | 29xd | | 1.0 | | 4.5 | ♦ |
| 237 | 124 | Wilkes (J.) | 237 | | M7.5 | 2.0 | 4.2 | 17.1 |
| 27½ | 18 | Willaire Group 2p | 22 | +½ | M0.5 | 9.4 | 3.0 | 8.8 |
| 131 | 115 | Do. Cv. Cm. Rd. Prf | 115 | -1 | 8% | | 9.3 | - |
| 317 | 208 | Williams Hldgs | 273 | -3 | †10.0 | 1.7 | 4.9 | 14.4 |
| 110 | 98½ | Do. 8pc Cv Pf | 108 | -1 | 8.0 | | 9.9 | - |
| 155 | 98 | Do 5¾pc CvRdPf | 117 | -1 | 5¾% | | 6.0 | - |
| *49 | 21 | Williams (J.) | 37 | -3 | | | | |
| 143 | 102 | Wills Group | 111 | +1 | u6.4 | 1.9 | 7.7 | 7.7 |
| *33½ | 19½ | Wilshaw 5p | 26½ | +½ | | | | 43.7 |
| 298 | 209 | Wolseley | 284 | -6 | 9.0 | 3.2 | 4.2 | 9.4 |
| 192 | 99 | Wood (Arthur) 5p | 153 | -2 | 3.5 | 3.6 | 3.1 | 12.3 |
| 238 | 153 | Worcester 10p | 227 | | †2.06 | 4.5 | 1.2 | 24.5 |
| 51 | 36 | Worthington (A.J.) 10p | 45 | | 0.5 | 7.6 | 1.5 | 9.6 |
| 78 | 60 | Wyko Group | 78 | | †2.75 | 3.0 | 4.8 | 9.2 |
| 263 | 160 | Wyndham Grp 15p | 237 | +2 | †3.0 | 6.5 | 1.7 | 10.4 |
| 129 | 69 | YRM 10p | 114 | +3 | †3.0 | 3.6 | 3.5 | 10.5 |
| 508 | 224 | Yale & Valor | 365 | -1 | †7.5 | 3.4 | 2.7 | 11.6 |
| 171 | 110 | Young (H.) | 151 | -2 | 4.4 | 3.2 | 3.9 | 10.1 |

## INSURANCES

| High | Low | Stock | Price | + or - | Div Net | C'vr | Y'ld Gr's | P/E |
|---|---|---|---|---|---|---|---|---|
| 348 | 226 | Abbey Life 5p | 320 | | M13.5 | | 5.6 | - |
| £16¼ | 950 | Alexander & Alexander | £13½ | +¼ | Q$1.00 | | 4.1 | - |
| £65 | £45 | Do. 11pc Cnv. $100 | £57 | | Q11% | | 10.7 | - |
| £608 | £350 | Allianz AG DM50 | £578½ | +4½ | vQ24% | 2.1 | 0.7 | 71.4 |
| 124 | 97 | Allied Ins. Brks | 97 | | 4.0 | ♦ | 5.4 | ♦ |
| £20⅜ | £14⅝ | American Gen Corp | £19⅞ | +⅜ | Q100c | | 3.0 | - |
| £42⅞ | £33⅜ | American Int'l Grp $2.50 | £42⅞ | +⅜ | Q26c | | 0.3 | - |
| £16½ | £11⅛ | Aon Corp. $1 | £16¼xd | +⅛ | Q$2.40 | | 8.2 | - |
| 166 | 124 | Archer (A.J.) 1p | 147 | -2 | L6.5 | | 5.9 | ♦ |
| 120 | 82 | Berry, Birch 10p | 88 | | 4.5 | 2.1 | 6.8 | 9.2 |
| 245 | 163 | Bradstock Group 5p | 227 | | 6.75 | 2.6 | 4.1 | 12.7 |
| 392 | 314 | Britannic 5p | 380 | -6 | †h14.0 | | 4.9 | - |
| 407½ | 296 | Comm. Union | 398 | -2 | †16.0 | | 5.5 | - |
| 135 | 90 | Dewey Warren 10p | 185 | | | | | |
| 190 | 165 | Doon & Gen 10p | 190 | | L4.0 | 3.1 | 2.8 | 15.1 |
| *118 | 62 | Dorfam (D.G.) 10p | 62 | | | | | |
| 225 | 105 | FAI Insurances $A0.10 | 133 | +6 | †08c | 1.5 | 2.9 | 22.2 |
| 985 | 794 | Gen. Accident | 979 | -2 | †35.0 | | 4.8 | - |
| 218 | 165 | GRE 5p | 208 | -6 | 18.35 | | 5.4 | - |
| 477 | 363 | Heath (C.E.) 20p | 473 | -3 | †25.68 | 1.3 | 7.2 | 14.6 |
| 158 | 115 | Hibernian Group | 139 | +1 | IQ23.6% | 2.8 | 3.8 | 14.4 |
| 183 | 134 | Hogg Rob & Gard | 157 | +1 | 7.0 | 2.2 | 5.9 | 10.2 |
| 343 | 252 | Legal & General | 335 | -1 | †11.3 | | 4.6 | - |
| £31½ | £21⅛ | Lincoln Nat. Cpn | £28¼ | +½ | Q$2.48 | | 4.9 | - |
| 213 | 147 | Lloyd Thompson 5p | 209 | -2 | 5.0 | 2.4 | 3.2 | 16.3 |
| 309 | 238 | London & Man. | 294 | +2 | †8.7 | | 4.1 | - |
| 210 | 112 | London United 20p | 133 | | 8.0 | 2.1 | 8.0 | 7.6 |
| £35 | £25 | Marsh McLen'n $1 | £33⅛ | +¼ | Q$2.50 | | 5.2 | - |
| 80 | 19 | NZI Corp. NZ$0.5 | 21 | | Q21% | 2.3 | 17.2 | 2.5 |
| 223 | 128 | PWS Holdings 10p | 158 | | 10.5 | 1.5 | 10.8 | 7.4 |
| 547 | 376 | Pearl Group 5p | 424 | -5 | †12.5 | | 3.9 | - |
| 185½ | 142 | Prudential 5p | 176 | -8½ | †6.8 | | 5.2 | - |
| 494 | 407 | Refuge 5p | 464 | -1 | †18.0 | | 5.2 | - |
| 449 | 356 | Royal Insce. Hldgs | 439 | -5 | †19.25 | | 5.8 | - |
| 90 | 70 | Saltire Ins. Invs | 88 | +2 | †2.45 | 1.0 | 3.7 | 35.8 |
| 271 | 199 | Sedgwick Group 10p | 264 | | 12.0 | 1.0 | 6.1 | 19.6 |
| 230 | 152 | Steel Burrill J. 10p | 223 | | 10.0 | 1.1 | 6.0 | 17.5 |
| 354 | 218 | Sturge Hldgs 20p | 267xd | -2 | 10.0 | ♦ | 5.0 | ♦ |
| 1137½ | 785 | Sun Alliance | 1121 | -10 | †31.0 | | 3.7 | - |
| 1250 | 850 | Sun Life 5p | 994 | +21 | 33.64 | | 4.5 | - |
| £65¼ | £38¼ | Taisho M EDR | £63½ | +1¾ | g010% | | 0.7 | - |
| £19⅛ | £13 | Torchmark $1.00 | £18⅜ | | Q$1.20 | | 3.0 | - |
| 623 | 356 | Trade Indemnity | 623 | | 15.6 | | 1.2 | - |
| £22¼ | £17¼ | Travelers $1.25 | £21⅞ | +⅛ | $2.40 | | 6.0 | - |
| £19¼ | £13¼ | USF & G Corp $2.50 | £17⅞ | +⅛ | $2.64 | | 8.4 | - |
| £23¼ | £15¼ | USLIFE Corp. $1.0 | £23¼ | +⅛ | Q$1.36 | 3.2 | 3.3 | 9.6 |
| 563 | 488 | Utd Friendly B 10p | 552 | -3 | †25.0 | 1.8 | 6.0 | 12.2 |
| 278 | 202 | Willis Faber 12½p | 254 | -5 | 11.46 | 1.4 | 6.0 | 13.0 |
| 75 | 43 | Windsor 10p | 46 | +1 | | | | 86.1 |

## LEISURE

| High | Low | Stock | Price | + or - | Div Net | C'vr | Y'ld Gr's | P/E |
|---|---|---|---|---|---|---|---|---|
| 18¼ | 6½ | A & M Group 10p | 9½ | -1 | | | | |
| £147 | £82½ | Do. 10pc Cv Uns. Ln 1998 | £82½ | | 10% | | 16.2 | - |
| 163 | 93 | Airtours 10p | 143 | | 6.25 | 2.7 | 5.7 | 8.7 |
| 265 | 150 | Anglia TV | 259 | -6 | 7.75 | | 4.1 | ♦ |
| 132 | 73 | Avesco 1p | 132 | | 0.75 | 7.8 | 0.8 | 22.4 |
| 340 | 275 | BCE Hldgs 5p | 304xd | | d1.0 | 0.9 | 4.4 | 33.4 |
| 39 | 13 | Bond Media | 27½ | | 11.0 | 2.1 | 5.3 | 11.9 |
| 495 | 170 | Boosey & Hawkes | 425 | -20 | | | | |
| 49 | 29 | Border T.V. | 49 | -2 | 13.9 | 4.5 | 0.9 | 27.1 |
| 431 | 288 | Brent Walker 10p | 360 | -3 | †1.7 | 2.5 | 5.0 | 10.6 |
| 128 | 85 | Do 6pc.Cv.Cm.Rd.Prf | 99 | -2 | 18.0 | 3.1 | 3.0 | 11.9 |
| 326 | 202 | Campari Int. 20p | 245 | -3 | 6.0 | | 8.1 | - |
| 601 | 161 | Capital Radio 10p | 451 | +11 | 16.5 | 4.4 | 2.9 | 8.4 |
| 297 | 165 | Castle Comms. 5p | 297 | +2 | 10.0 | 3.6 | 2.0 | 17.9 |
| 717 | 447 | Central TV | 697 | -13 | 7.2 | | 3.2 | ♦ |
| 148 | 100 | Chrysalis | 128 | | †22.0 | 2.5 | 4.2 | 12.9 |
| 117 | 43 | Cityvision 5p | 117 | +1 | a3.43 | 0.1 | 3.6 | - |
| 33 | 13 | Classic Th'breds Ir0.20 | 30 | | 0.5 | 3.7 | 0.6 | 46.0 |
| 78¼ | 49 | European Leisure | 78 | | | | | |
| *130 | 80 | Expedier Lek. 20p | 106 | | Q0.62% | 29.9 | 0.2 | 29.1 |
| 572 | 290 | Fairline Boats 10p | 572 | +12 | | | | |
| 180 | 120 | First Leisure | 177 | -3 | 13.5 | 5.0 | 3.1 | 8.4 |
| 695 | 325 | GWR Group 20p | 695 | +30 | 2.9 | | 2.2 | ♦ |
| 62 | 42 | Grampian TVA 10p | 61 | -1 | 3.0 | ♦ | 0.6 | ♦ |
| 41 | 23 | Greenwich Comm | 25 | | †2.5 | 2.6 | 5.5 | 9.4 |

مكتبة الأصل



# LONDON SHARE SERVICE

● Latest Share Prices are available on FT Cityline. To obtain your free Share Code Booklet ring the FT Cityline help desk on 01-925-2128

## LEISURE—Contd

| High | Low | Stock | Price | + or − | Div Net | C'vr | Y'ld Gr's | P/E |
|---|---|---|---|---|---|---|---|---|
| 120 | 70 | HTV Ord. | 115 | −3 | t3.9 | 3.6 | 4.5 | 8.2 |
| 162 | 45 | Hanimex A$0.25 | 142 | +2 | Q15c | 4.7 | 4.8 | 4.8 |
| 163 | 120 | Hi-Tec Sports | 128 | −3 | t3.6 | 3.4 | 4.0 | 8.7 |
| 32 | 13 | Hori Media Comm. 5p | 18 | — | — | — | — | — |
| 79 | 49 | Juliana's Hldgs 20p | 71 | — | t2.85 | 1.4 | 5.4 | 15.6 |
| 53½ | 32½ | Kunick 10p | 31 | −2½ | 1.4 | 2.4 | 3.7 | 14.4 |
| 193 | 122 | LWT 5p | 184 | −3 | 5.7 | 2.6 | 4.1 | 11.9 |
| 446 | 183 | LandLeisure 10p | 403 | — | t8.0 | 4.6 | 2.6 | 10.7 |
| *118 | 68 | Leisure Inv 10p | 99½xr | −2½ | 1.75 | 1.4 | 2.4 | (38.9) |
| *112 | 64 | Leisureline Int. 10p | 82xd | +1 | — | — | — | — |
| 440 | 235 | Marina Dev. 50p | 380 | −18 | m2.0 | 3.5 | 0.7 | 74.6 |
| 218 | 156 | Mecca Leisure 10p | 198xd | −1 | 4.5 | ♦ | 3.2 | ♦ |
| 127 | 79 | Medialaster 10p | 118 | −2 | 3.67 | 2.6 | 4.1 | 12.5 |
| 199 | 110 | Metro Radio Grp 5p | 199 | +7 | t3.0 | 2.3 | 2.0 | 23.0 |
| 208 | 126 | Midsummer Leis 10p | 204 | −4 | 2.8 | 3.1 | 1.8 | 21.8 |
| 525 | 200 | Miss World 10p | 529 | −2 | 8.0 | 2.6 | 2.0 | 25.5 |
| 62 | 31 | Molinare Visions 50p | 31 | — | — | — | — | — |
| 155 | 120 | Noble Raredon 5p | 138 | −2 | b1.33 | 1.5 | 1.3 | 68.2 |
| 169 | 87 | Orient Ex Hls $0.125 | 166 | +23 | — | — | — | — |
| *89 | 61 | Owners Abroad 3p | 81 | −1 | g2.1 | 1.9 | 3.5 | 20.3 |
| 180 | 108 | Pavilion Leisure 10p | 118 | — | — | — | — | — |
| 306 | 55 | P'dilly Radio NV5p | 305 | +47 | t3.25 | ♦ | 1.0 | ♦ |
| 264 | 175 | Pleiwick | 234 | — | t2.8 | 2.9 | 1.5 | 30.6 |
| *233 | 135 | Pleasurama 7pc Pf | 213 | −5 | 7% | — | 4.6 | — |
| 150 | 121 | Prestwich | 121 | −1 | 2.25 | 7.5 | 1.4 | 12.9 |
| 144 | 78 | Prism Leisure 10p | 137xd | −1 | t4.46 | 2.6 | 4.3 | 11.6 |
| *254 | 122 | Quadrant Group 10p | 240 | — | F3.6 | 3.4 | 2.0 | 20.5 |
| 442 | 97 | Radio City 'A' NV | 440 | +22 | 6.0 | 4.2 | — | 17.4 |
| 276 | 89 | Radio Clyde | 275 | +16 | 5.73 | 2.9 | 2.8 | 16.7 |
| 610 | 494½ | Really Useful Grp 5p | 602 | +7 | 15.0 | 2.5 | 3.3 | 17.7 |
| 253 | 169 | Saga Group 20p | 253xd | — | 25.75 | 1.2 | 3.0 | 45.9 |
| 110 | 78 | Scott. Ice Rink 2½p | 84xd | — | — | — | — | — |
| 434 | 343 | Scott. TV 10p | 417 | −11 | t17.0 | 5.0 | ♦ | 8.3 |
| 20½ | 10 | SelecTV 10p | 19½ | −1 | — | — | — | — |
| 63 | 26 | Spectrum 5p | 48 | — | — | — | — | 31.0 |
| 292 | 197 | Stanley Leisure | 267xd | +4 | t3.6 | 3.8 | 1.8 | 19.4 |
| 300 | 85 | Sussex & View 5p | 275 | +3 | t3.8 | 2.9 | 1.2 | 34.3 |
| 76 | 62 | TSW 5p | 75 | −1 | 3.15 | 2.6 | 5.6 | 9.2 |
| 179 | 129 | TV-am 5p | 176 | — | t4.5 | 3.6 | 3.4 | 10.9 |
| 362 | 286 | TVS Entertain 10p | 328 | −1 | 13.25 | ♦ | 5.5 | ♦ |
| 112 | 96 | Do. 7.4pc Prf | 111 | −1 | 7.4% | — | 8.9 | — |
| 436 | 302 | Thames TV | 428 | −7 | t13.2 | 3.0 | 4.1 | 10.7 |
| 133 | 95 | Tottenham Hotspur | 120 | −1 | 5.0 | 1.4 | 5.6 | 16.2 |
| *87 | 58 | TriFlon 10p | 58 | — | d1.1 | 3.5 | 2.6 | 12.2 |
| 421 | 254 | Tyne Tees 50p | 418 | −3 | t13.75 | 2.8 | 4.4 | 10.7 |
| 116 | 64 | Ulster TV | 118 | — | 4.75 | 2.8 | 5.5 | 8.7 |
| 155 | 77 | Wembley 5p | 119 | — | 1.1 | 0.1 | 1.2 | — |
| 88 | 36 | Williams (Rex) 5p | 41 | — | t0.62 | 1.6 | ♦ | 41.0 |
| 52 | 43 | Woodington | 52 | — | — | — | — | — |
| 283 | 168 | Yorkshire TV | 272xd | −10 | 9.6 | 2.8 | 4.7 | 9.8 |
| 153 | 90 | Zetters Grp 5p | 140 | — | 6.0 | 1.8 | 5.5 | 13.2 |

## MOTORS, AIRCRAFT TRADES

| High | Low | Stock | Price | + or − | Div Net | C'vr | Y'ld Gr's | P/E |
|---|---|---|---|---|---|---|---|---|
| 261 | 164 | General Motors | 258 | — | Q25c | — | 5.4 | — |
| 350 | 237 | Jaguar | 319 | −8 | 10.5 | 2.1 | 4.4 | 12.9 |
| 127 | 49 | March Group 5p | 58 | — | t4.2 | 2.1 | ♦ | 5.4 |
| *47 | 28 | Reliant Motor 10p | 42 | +1 | 0.5 | 3.9 | 1.6 | 16.0 |
| £38½ | £25¼ | Volvo Kr25 | £37¾ | +⅝ | Q42% | 2.8 | 2.5 | 14.4 |

### Commercial Vehicles

| High | Low | Stock | Price | + or − | Div Net | C'vr | Y'ld Gr's | P/E |
|---|---|---|---|---|---|---|---|---|
| *478½ | 177½ | ERF (Hldgs) | 453xd | +7 | F15.0 | 5.8 | 4.4 | 7.1 |
| 226 | 130 | Plaxton | 226 | +1 | t4.5 | 1.5 | 2.7 | 31.0 |

### Components

| High | Low | Stock | Price | + or − | Div Net | C'vr | Y'ld Gr's | P/E |
|---|---|---|---|---|---|---|---|---|
| 425 | 375 | Abbey Panels | 398 | — | 3.0 | ♦ | 1.0 | ♦ |
| 213 | 125 | Airflow Streamlines | 213 | — | 5.0 | 3.7 | 3.1 | 11.4 |
| 170 | 116 | Armstrong Eq. 10p | 148 | −3 | M4.0 | 2.6 | 3.6 | 13.4 |
| 90 | 70 | BTS 10p | 90 | — | t4.25 | 0.3 | 6.3 | — |
| 163 | 141 | Bostrom 5p | 163 | — | R5.1 | 2.9 | 4.2 | 9.2 |
| 259 | 165 | Dowty 50p | 251½ | +1½ | t7.0 | 2.6 | 3.7 | 13.1 |
| 289 | 203 | FR Group | 243 | −4 | t4.62 | 4.2 | 2.5 | 12.6 |
| *133 | 100 | Kwik-Fit Hldgs 10p | 118 | −2 | t1.9 | 3.6 | 2.1 | 15.1 |
| *645 | 504 | Lucas Inds. £1 | 628 | −12 | 21.0 | 3.3 | 4.5 | 7.4 |
| 180 | 68 | Spice 5p | 81 | — | 1.2 | 0.4 | 2.0 | — |

### Garages and Distributors

| High | Low | Stock | Price | + or − | Div Net | C'vr | Y'ld Gr's | P/E |
|---|---|---|---|---|---|---|---|---|
| 48 | 19 | Alexanders 10p | 39 | — | 1.0 | ♦ | 3.4 | ♦ |
| 491 | 315 | Appleyard | 428 | −2 | t12.0 | 2.9 | 3.8 | 10.7 |
| 218 | 183 | Bletchley Motor 20p | 185 | — | R7.5 | 2.4 | 5.4 | 7.4 |
| 575 | 410 | Caffyns 50p | 490 | — | t10.0 | 3.1 | 2.7 | 15.6 |
| 102 | 80 | Central Motor Auctns | 98 | — | 2.75 | ♦ | 3.8 | ♦ |
| 203 | 138 | Cook (D.C.) Hldgs | 163xd | — | t2.85 | 4.7 | 2.3 | 11.9 |
| 154 | 98 | Cowie (T.) 5p | 151 | −2 | t2.6 | 4.1 | 2.6 | 10.3 |
| 140 | 111 | Dagenham Motors 10p | 127 | −1 | t3.6 | 2.9 | 3.8 | 11.1 |
| *350 | 192 | Evans Halshaw | 309 | +1 | M9.5 | 4.3 | 4.2 | 10.9 |
| 182 | 171 | Gates (F.G.) | 177 | — | 4.25 | 3.0 | 3.2 | 13.9 |
| 140 | 97 | Hartwell | 132 | — | t2.69 | 3.2 | 2.7 | 15.2 |
| 96 | 50 | Jacks Wm | 80 | −1 | t1.7 | 3.6 | 2.6 | 14.0 |
| *207½ | 133 | Jessups | 167 | +2 | 6.25 | 3.2 | 5.0 | 8.3 |
| 147 | 95 | Lancaster | 138 | — | t2.75 | 3.9 | 2.7 | 11.0 |
| 419 | 277 | Lex Service | 369 | −6 | t11.7 | 2.9 | 4.2 | 10.9 |
| 192 | 120 | Lookers | 178 | −3 | 5.35 | ♦ | 4.3 | ♦ |
| 247 | 188 | Perry Group | 214 | +8 | t7.2 | 3.3 | 4.5 | 8.8 |
| 162 | 70 | Quicks Group 10p | 130xd | −1 | M4.0 | 2.0 | 4.1 | 15.2 |
| 98 | 87 | SMAC Group | 93 | — | R2.1 | 3.4 | 3.0 | 11.4 |
| 30 | 28 | Trimoco 10p | 46½ | −1 | g1.0 | 3.9 | 2.9 | 9.7 |
| £407 | £240 | Do. 11pc Ln '96 | £400 | — | Q11.5 | — | 2.9 | — |
| 615 | 347 | Western Motor | 608 | +2 | t5.0 | 11.5 | 1.1 | 10.6 |

## NEWSPAPERS, PUBLISHERS

| High | Low | Stock | Price | + or − | Div Net | C'vr | Y'ld Gr's | P/E |
|---|---|---|---|---|---|---|---|---|
| 183 | 65 | Accord Pub 5p | 89 | — | d3.4 | 3.3 | 5.7 | 7.0 |
| 160 | 85 | Adscene | 156 | +1 | t4.3 | 2.0 | 3.7 | 17.1 |
| 430 | 275 | BPP Hldgs 10p | 426 | — | t6.6 | 2.8 | 2.1 | 23.0 |
| 310 | 235 | Barbour Index | 262 | +2 | t5.5 | 3.5 | 2.8 | 13.5 |
| 435 | 385 | Black (A. & C.) | 410 | — | t12.0 | 2.5 | 3.7 | 14.1 |
| 760 | 435 | Blenheim Exhibits 5p | 760 | — | 8.0 | 2.8 | 1.4 | 30.3 |
| 297 | 210 | Bristol Eve. Post | 297 | +7 | t9.0 | 1.6 | 4.0 | 20.0 |
| 171 | 125 | Builder Group 10p | 171 | — | t1.22 | 4.3 | 1.9 | 13.9 |
| 888 | 529 | Collins William | 883 | +3 | t11.75 | 3.1 | 1.8 | 22.7 |
| 738 | 428 | Do. "A" | 731 | — | t11.75 | 3.1 | 2.1 | 18.8 |
| £54 | £25¼ | Daily Mail 'A' 50p | £54 | +1 | 73.0 | ♦ | 1.8 | ♦ |
| 241 | 176 | EMAP | 237 | +3 | t4.2 | 3.1 | 2.3 | 18.1 |
| 360 | 170 | Euromoney Publs | 316 | −5 | 14.6 | 1.6 | 6.0 | 14.1 |
| *93 | 83 | EWF Fact 5p | 85 | −1 | t3.0 | 2.3 | 4.7 | 8.8 |
| 188 | 135 | Gardner D.C. | 188xd | — | M3.3 | 2.9 | 2.4 | 21.1 |
| 583 | 335 | Haynes Pub 20p | 576 | −2 | t17.0 | 1.8 | 3.4 | 18.5 |
| 395 | 335 | Home Publishing 5p | 385 | — | t8.72 | 4.5 | 3.0 | 15.2 |
| 422 | 250 | Home Counties | 422 | +2 | t7.25 | 4.5 | 2.3 | 12.6 |
| 520 | 385 | Independent | 490 | — | Q97.95 | 3.0 | 2.4 | 14.6 |
| 131 | 94 | Intl. Bus. Comms. 10p | 130 | −1 | t3.5 | 1.9 | 3.4 | 12.7 |
| 770 | 495 | Intl. Thomson | 758 | −20 | Q20c | 3.1 | 1.3 | 29.2 |
| 146 | 123 | Johnston Press 10p | 145 | — | 13.5 | 2.6 | 3.2 | 15.8 |
| 270 | 180 | Maxwell Comms. Corp | 264 | — | 13.0 | 2.1 | 1.2 | 8.8(12.6) |
| 163 | 125 | Metal Bulletin 10p | 143 | — | t4.8 | 1.6 | 4.5 | 18.8 |
| 120 | 85 | Mesterlin 20p | 119 | — | 3.8 | 2.4 | 3.4 | (13.6) |
| 580 | 400 | News Corp A$0.50 | 545 | +4 | Q9.2c | 1.4 | 0.8 | 8.8 |
| 295 | 199 | News Int. Spec. Div | 295 | +1 | 4.26 | 9.6 | 2.1 | 14.1 |
| 780 | 620 | Pearson | 738 | −9 | t15.0 | 3.3 | 2.7 | 13.7 |
| 136 | 104 | Pitts Resch. & Sys 10p | 136 | — | t3.5 | 2.8 | 3.4 | 11.9 |
| 345 | 230 | Portsm'th & Sund | 345 | — | t5.28 | 4.9 | 2.1 | 13.1 |
| 158 | 125 | Quarto Group | 141 | +1 | 5.92c | 2.8 | 5.6 | 13.3 |
| 471 | 332 | Reed International | 442 | −15 | t10.0 | 3.0 | 3.0 | 13.2 |
| 186 | 166 | Southnews 5p | 178 | — | 14.2 | 3.3 | 3.2 | 10.4 |
| 130 | 86 | Sterling Pub. 5p | 121 | +3 | t3.3 | 3.3 | 3.6 | 15.9 |
| 190 | 127 | Trinity Int Hld 10p | 179 | — | t5.0 | 2.6 | 3.8 | 15.2 |
| 455 | 363 | Utd. Newspapers | 440 | −8 | t19.8 | 1.7 | 5.8 | 12.9 |

## PAPER, PRINTING, ADVERTISING

| High | Low | Stock | Price | + or − | Div Net | C'vr | Y'ld Gr's | P/E |
|---|---|---|---|---|---|---|---|---|
| 75 | 50 | ATA Selection 5p | 71 | — | t1.8 | 2.3 | 3.4 | 16.9 |
| 266 | 202 | Abbott Mid Vicks 5p | 251 | +1 | t4.5 | 4.0 | 2.4 | 13.9 |
| 82 | 40 | Acsis Group 10p | 52xd | — | 0.6 | 5.6 | 1.5 | 15.4 |
| 44 | 27 | Addison Consult 5p | 31 | −½ | g1.4 | 3.1 | 6.0 | 3.6 |
| 540 | 373 | Aspen Comms. 5p | 540 | +5 | t5.1 | 5.4 | 1.3 | 19.5 |
| 271 | 238 | Assoc. Paper | 251 | — | 8.8 | 2.6 | 4.7 | 10.7 |
| 58 | 30 | BBB Design Grp 5p | 31 | — | d1.5 | 4.2 | 6.5 | 4.9 |
| 180 | 98 | Barker (Charles) 5p | 98 | −2 | t3.2 | 3.0 | 4.4 | 9.8 |
| 243 | 181 | Bemrose | 241 | — | t10.0 | 1.7 | 5.5 | 14.5 |
| 301 | 180 | Boase Mass 12½p | 239 | +2 | t7.2 | 2.1 | 4.1 | 14.5 |
| 63 | 30 | Broad Street 10p | 36½ | — | t0.78 | 1.1 | 2.8 | 41.8 |
| *244 | 142 | Brunning Grp | 155xd | — | t3.75 | 3.2 | 3.2 | 12.8 |
| 191 | 122 | Buzzl | 162 | +1 | t5.0 | 2.3 | 4.1 | 13.1 |
| 95 | 25 | Burford Hldgs 1p | 54 | −1 | L0.44 | 4.2 | 1.1 | 23.3 |
| 795 | 550 | Carlton Communcns | 783 | −12 | 7.5 | ♦ | 1.3 | ♦ |
| 420 | 223 | Chapman Inds 50p | 429 | — | ♦10.0 | 2.8 | — | 14.7 |
| 110 | 70 | City of London PR 10p | 94 | — | 11.75 | 3.1 | 3.2 | 10.3 |
| 171 | 138 | Clarke Hooper 5p | 168 | −1 | t3.0 | 4.0 | 2.7 | 13.0 |
| 183 | 118 | Clondalkin Group | 158 | — | Q19.8% | 3.5 | 2.6 | 16.5 |
| 158 | 126 | Colefax & Fowler 10p | 158 | +1 | g1.28 | 2.7 | 2.7 | 16.7 |
| 235 | 155 | Colorgraphic 10p | 229 | — | t4.5 | 3.1 | 2.6 | 16.4 |
| 85 | 56 | Conrad Hldgs | 73 | — | 2.5 | 1.0 | 4.7 | 24.6 |
| 47 | 32 | Cradley Print 10p | 38 | — | d0.9 | 3.3 | 3.2 | 12.7 |
| 96 | 73 | Craton Lodge 1p | 73 | — | d2.5 | 0.2 | 4.6 | — |
| 238 | 173 | Cropper (James) | 217 | +2 | t2.13 | 8.7 | 1.3 | 9.6 |
| 247 | 65 | Crown Comms 10p | 247 | +5 | 3.0 | ♦ | 1.6 | ♦ |
| 186 | 125 | Cundell Group 10p | 183 | +2 | t3.19 | 3.7 | 2.3 | 15.6 |
| 512 | 357 | DRG | 469 | −8 | t10.7 | 3.1 | 3.0 | 13.8 |
| 118 | 65 | Delyn Pack 5p | 89 | −1 | t1.13 | 4.6 | 1.7 | 17.2 |
| 120 | 83 | Dudley Jenkins 5p | 114 | — | t2.7 | 2.2 | 3.1 | 16.8 |
| 295 | 199 | FKB Group 5p | 295 | +3 | 5.0 | 3.6 | 2.3 | 15.4 |
| 83 | 35 | Fairway (Lon.) 5p | 48 | — | 12.5 | 1.9 | 6.9 | 8.1 |
| 306 | 243 | Ferguson Ind | 263 | — | t10.0 | 2.2 | 5.1 | 11.7 |
| 196 | 135 | Ferry Pick 10p | 193 | −3 | t4.29 | 3.4 | 3.0 | 11.7 |
| 151 | 61 | Filofax 5p | 68 | — | 3.25 | 3.2 | 6.4 | 6.3 |
| 395 | 299 | Fitch-RS 10p | 343 | −2 | t8.0 | 3.5 | 3.1 | 12.3 |
| 105 | 86 | Do. 6p Cv Pf '07 10p | 88 | −1 | 4.5 | — | 6.8 | — |
| 70 | 33 | Geers Gross 10p | 53 | −3 | — | — | — | — |
| 180 | 115 | Gibbon Lyons 10p | 163 | — | t4.5 | 2.5 | 3.7 | 14.5 |
| 296 | 227 | Gold Greenlees T 5p | 296 | — | 5.4 | 3.9 | 2.4 | 13.6 |
| 243 | 153 | Goodhead Group 20p | 285xd | — | t4.5 | 3.8 | 2.9 | 11.3 |
| 278 | 187 | Holmes March 10p | 258 | +3 | 6.0 | 4.0 | 3.4 | 9.4 |
| 400 | 265 | Horne (Robert) 20p | 339 | — | 8.25 | 3.7 | 3.3 | 11.0 |
| 349 | 230 | Do. Non/Vot 'A' | 295 | — | 8.25 | 3.7 | 3.7 | 9.8 |
| *397 | 212 | Hunterprint | 285xd | +20 | 10.0 | ♦ | 5.0 | ♦ |
| 55 | 30 | IMD Group 2½p | 37 | −1 | — | — | — | — |
| 140 | 100 | Jarvis Porter 10p | 118 | — | 4.0 | 3.0 | 4.5 | 9.7 |
| 307 | 217 | KLP Group 5p | 235 | +5 | 6.5 | ♦ | 3.8 | ♦ |
| 98 | 43 | Kelson 5p | 44 | — | 21.0 | — | 3.0 | 11.1 |
| 69 | 44 | Klearfold Inc $0.01 | 51 | — | t05.2c | 2.3 | 5.6 | 7.7 |
| 742 | 538 | Lawson Mardon A | 622 | +9 | Q40c | — | 3.1 | — |
| 256 | 158 | Loper 5p | 225 | — | t5.0 | 3.5 | 3.0 | 12.9 |
| 414 | 317 | Lowe H-S & B 10p | 369 | +3 | t10.0 | 3.0 | 3.6 | 12.1 |
| 190 | 137 | M.L. Research Group | 147 | −5 | t3.3 | 3.5 | 3.0 | 11.3 |
| 220 | 110 | Millward Brown 10p | 209 | — | t3.3 | 4.5 | 2.1 | 14.0 |
| 250 | 155 | Monotype Corp 10p | 169 | −4 | 5.3 | — | 4.2 | — |
| 301 | 174 | More O'Ferr. 10p | 301 | — | t7.2 | 2.6 | 3.2 | 15.2 |
| 84 | 30 | Moss Trust 5p | 31 | −2 | 2.0 | ♦ | 8.6 | ♦ |
| 180 | 122 | Norton Opax 10p | 180 | — | 5.0 | 2.7 | 3.7 | 13.0 |
| 130 | 80 | Do. 5¼pc Cv Pf | 101 | — | 5.25% | — | 6.9 | — |
| £181 | £123 | Ogilvy Group $1 | £179¼ | +⅝ | Q88c | — | 2.8 | — |
| 190 | 128 | Olives Hldgs 20p | 175 | — | ♦ | — | — | 67.9 |
| 273 | 193 | Osborne & Little 5p | 215 | +3 | t5.0 | 3.7 | 3.1 | 11.7 |
| 98 | 76 | Osprey Comms | 86xd | +1 | t3.0 | 2.4 | 4.7 | 11.8 |
| 117 | 76 | Paragon Comms 5p | 113 | — | t2.5 | 3.6 | 2.9 | 12.7 |
| *297 | 216 | Parkway 5p | 248 | +8 | t3.0 | ♦ | 1.6 | ♦ |
| 26 | 14 | Pathfinders Grp 5p | 17xd | +½ | 0.29 | 3.8 | 2.3 | 15.3 |
| 179 | 90 | Peters (Michael) | 118 | −1 | 5.7 | 3.2 | 4.5 | 7.8 |
| 175 | 53 | PrinTech Intl 1/5p | 140 | — | Q62½% | — | 1.9 | — |
| *84 | 58 | Prospective Grp 10p | 64 | +1 | 1.0 | 7.5 | 2.1 | 6.0 |
| 98 | 80 | SPS Consit. Grp | 80 | — | 2.25 | 2.1 | 3.8 | 17.0 |
| 451 | 308 | Saatchi 10p | 409 | −1 | 16.0 | d2.6 | 5.3 | 8.1 |
| 106 | 77 | Do. 6.3pc CvPf £1 | 96 | −2 | 6.3% | — | 8.7 | — |
| 107 | 79 | Do. 6¼pc Pf 2003 | 104½ | −1 | 6.25 | — | 8.4 | — |
| 237 | 179 | St. Ives 10p | 221 | −1 | 3.0 | 2.2 | 1.8 | 15.0 |
| £221 | £171 | Scott Paper | £275 | −¾ | Q80c | — | 1.9 | — |
| 193 | 153 | Serif Cowells | 171 | — | 21.5 | — | 1.2 | — |
| *510 | 411 | Shandwick 2p | 490 | — | 7.5 | 5.1 | 2.0 | 10.5 |
| 78 | 46 | Shelton (Martin) 10p | 56xd | −2 | 2.0 | 2.4 | 4.8 | 11.5 |
| 385 | 309 | Smith (David S.) 20p | 335xd | −2½ | t7.0 | 4.4 | 2.8 | 10.8 |
| 493 | 305 | Smurfit (Jeffsn.) | 437 | +2 | tQ24½% | 8.2 | 1.3 | 15.7 |
| 59 | 24 | Stano Exhibition 5p | 33 | — | 60.4 | 4.5 | 1.7 | 18.4 |
| 197 | 154 | TMD Advertising | 197xd | — | 3.0 | ♦ | 2.0 | ♦ |
| 46 | 31 | Thomac Group 2½p | 48 | — | F1.17 | — | 4.0 | — |
| 59 | 42 | Tinsley Robor 5p | 45 | −1 | W2.0 | 2.7 | 5.9 | 8.2 |
| 222 | 135 | U.K. Paper 10p | 228 | +1 | R5.0 | 2.8 | 3.0 | 13.0 |
| 450 | 232 | Usher Walker 10p | 395 | −5 | t8.5 | 3.2 | 3.0 | 14.0 |
| 242 | 134 | VPI Group 2½p | 186 | — | 3.3 | 4.4 | 2.3 | 10.3 |
| 125 | 85 | Video Tape Rec 5p | 117 | — | 2.3 | 3.4 | 2.6 | 13.0 |
| 271 | 177 | WCRS Group 5p | 227 | −2 | 3.95 | 4.7 | 2.3 | 11.7 |
| *674 | 403 | WPP Group 10p | 665 | −4 | t6.4 | 3.0 | 1.3 | (33.9) |
| *318 | 168 | Wace Group 20p | 317 | −1 | t3.0 | 3.2 | 1.3 | 28.4 |
| 214 | 177 | Waddington (J.) | 210 | — | t6.6 | 2.3 | 4.2 | 12.7 |
| 425 | 304 | Watmoughs | 425xd | — | t6.88 | 3.4 | 2.2 | 17.5 |
| 96 | 64 | Waverley Cartons 5p | 76xd | −1 | 20.3 | — | 0.6 | — |
| 250 | 80 | Wray Hasley-Lamb 5p | 113 | — | 4.3 | 1.9 | 5.1 | 13.7 |
| 193 | 138 | Yellowhammer 5p | 189 | +2 | t2.5 | 5.5 | 1.8 | 13.4 |

## PROPERTY—Contd

| High | Low | Stock | Price | + or − | Div Net | C'vr | Y'ld Gr's | P/E |
|---|---|---|---|---|---|---|---|---|
| 147 | 89 | Allied London 10p | 145 | −2 | 2.75 | 3.2 | 2.5 | 16.4 |
| 126 | 93 | Do. 5½pc Cv Red Prf | 126 | +1 | 5½% | — | 6.1 | — |
| 209 | 133 | Arlington Sec 10p | 181 | — | t4.0 | 3.0 | 2.9 | 13.2 |
| 195 | 108 | Asda Property 20p | 174 | −2 | t1.0 | 5.8 | 0.8 | 30.2 |
| 143 | 91 | Do 5¼pc Cnv Red Pf | 133 | — | 5¼% | — | 5.1 | — |
| 115 | 53 | BDA Hldgs 10p | 62 | — | t2.5 | 3.8 | 5.4 | 4.9 |
| 137½ | 89 | BHH Group 50p | 107 | −1 | 1.25 | 4.0 | 1.6 | 27.2 |
| 280 | 185 | Baker Hrris Sndrs 10p | 218 | −5 | t6.25 | 3.1 | 4.0 | 10.3 |
| 98 | 76 | Barlows 10p | 95 | — | 0.75 | 0.3 | 1.1 | — |
| 137 | 107 | Billingsgate City | 130 | — | 5.9 | — | 6.1 | — |
| 506 | 333 | Bilton (Percy) | 492 | −2 | t13.98 | 1.3 | 3.8 | 27.2 |
| 720 | 585 | Bradford Prop | 657 | — | t12.5 | 4.0 | 2.5 | 12.1 |
| 239 | 160 | Bredero Props | 239 | — | t5.0 | 3.1 | 2.8 | 13.3 |
| 133 | 88 | Britannia Grp 5p | 115 | −1 | t3.85 | 2.9 | 4.5 | 8.9 |
| 390 | 247 | British Land | 366 | −8 | t4.0 | 4.8 | 1.5 | 19.0 |
| 409 | 218 | Brixton Estate | 408 | — | t7.8 | 1.5 | 2.5 | 30.9 |
| 199 | 154 | Broadwell Ld 50p | 178 | — | t4.1 | 2.6 | 3.1 | 12.1 |
| 580 | 335 | Brookmount | 585 | +5 | t5.25 | 4.7 | 1.4 | 16.4 |
| 50 | | Caledonian Tst 20p | 50 | — | ♦ | — | — | — |
| 423 | 318 | Capital & Counties | 370 | — | t8.5 | 2.2 | 3.1 | 19.6 |
| 106 | 86 | Do 5¾pc Pref | 93 | — | 5.75% | — | 8.2 | — |
| 123 | 60 | Cap. & Reg. Prop | 123 | — | t0.3 | 7.1 | 0.3 | 44.9 |
| 430 | 325 | Cardiff Prop 20p | 425xd | — | 2.05 | — | 0.4 | ♦ |
| 860 | 553 | Chesterfield | 853 | −7 | t14.5 | 2.0 | 2.3 | 25.0 |
| 119 | 87 | Do. 5.25% Cv. Cm. Pf | 119 | — | 5.25 | — | 5.9 | — |
| 191 | 145 | Christie Grp 20p | 190 | — | t3.5 | 3.1 | 2.5 | 17.4 |
| 321 | 275 | City Gate Ests | 303 | +2 | L8.25 | 0.9 | 3.6 | 42.3 |
| 321 | 278 | Do. 3¾pc Cv Rd Pf | 293 | −3 | 3.75 | — | 1.7 | — |
| 227 | 170 | Citygrove 10p | 195 | −5 | t4.0 | 4.8 | 2.7 | 10.1 |
| 133 | 106 | Do. 7pc Cnv Cv Rd Pf | 108 | — | 7½% | — | 9.6 | — |
| 212 | 145 | City Site Estates | 278 | — | 1.34 | 10.8 | 0.9 | 14.5 |
| 205 | 85 | Clarke Nickolls | 265 | — | t3.5 | 6.1 | 2.3 | 9.4 |
| 295 | 203 | Clayform Props 5p | 265 | −2 | t8.5 | 3.2 | 4.3 | 9.7 |
| 70 | 42 | Do. Warrants | 53 | — | — | — | — | — |
| 850 | 700 | Compco Hldgs 20p | 850 | — | 9.0 | 2.5 | 1.4 | 37.5 |
| 390 | 193 | Connells Est.Agts 5p | 345 | −10 | t8.0 | 2.9 | 4.0 | 10.6 |
| 63 | 29 | Cons Tern Inv 20p | 35 | +1 | — | — | — | — |
| 60 | 48 | Control Secs 10p | 49½ | −¼ | t0.75 | 4.5 | 2.0 | 10.3 |
| 79 | 48 | Corp. Ests. Props | 65 | — | M3.0 | 2.3 | 6.2 | 32.9 |
| 360 | 270 | Cussins Prop Grp | 275 | −5 | t7.2 | 2.5 | 3.5 | 15.0 |
| 1200 | 725 | Daejan (Hldgs) | 1065xd | −10 | 19.0 | 4.7 | 2.4 | 12.0 |
| 371½ | 241½ | Dares Estates 5p | 284½ | −½ | t10.5 | 5.8 | 2.3 | 9.6 |
| 131 | 72 | de Morgan Group 5p | 103 | — | t2.5 | 2.5 | 3.2 | 16.5 |
| 188 | 118 | Debenham Tewson 5p | 159 | — | t5.0 | 2.3 | 4.2 | 12.6 |
| 222 | 133 | Dencora | 159 | — | 3.0 | 8.4 | 2.0 | 7.5 |
| 660 | 518 | Derwent Valley 5p | 660 | — | 5.07 | 2.9 | 1.0 | 33.0 |
| 83 | 67 | Dokenminster 10p | 75 | — | M1.13 | 2.0 | 2.0 | 32.8 |
| 47½ | 33 | Donkie House Ir 25p | 45½ | +5 | — | — | — | 50.8 |
| 205 | 135 | Dwyer | 205 | — | 3.0 | 3.8 | 2.0 | 15.8 |
| 241 | 143 | Egerton Trust | 196 | — | t4.75 | 2.7 | 3.2 | 13.9 |
| 230 | 127 | Do. 7pcPf £1 | 178 | — | 7% | — | 5.2 | — |
| 191 | 182 | Eldridge Pop. Grp. 10p | 180 | — | L6.0 | 1.4 | 4.9 | 11.9 |
| *163 | 113 | Eng & O'seas Prps 10p | 127 | −2 | R2.6 | 4.9 | 2.7 | 7.8 |
| 223 | 163 | Erostie Group | 223 | — | b5.5 | 3.3 | 3.3 | 11.7 |
| 310 | 160 | Ests. & Agency | 310 | — | t3.0 | 2.4 | 1.3 | 43.4 |
| 208 | 128 | Ests. & Gen. 20p | 198 | — | a13.0 | 2.2 | 2.0 | 28.4 |
| 205 | 100 | Do. 6pc Cv. Pf | 182 | — | 6.0 | — | 7.8 | — |
| 211 | 126 | Evans of Leeds | 206 | −5 | t5.5 | 2.3 | 3.6 | 16.6 |
| *160 | 80 | Ewart | 102 | — | 1.7 | 1.6 | 2.3 | (27.9) |
| 45 | 36 | First Intl Prp Tst | 40 | — | — | — | — | — |
| — | 3 | Do. Options | 4½ | — | — | — | — | — |
| *73 | 52 | Five Oaks Invs 5p | 59 | −2 | 1.25 | 7.3 | 2.9 | 6.3 |
| 225 | 155 | Fletcher King 10p | 190xd | — | t7.25 | 2.3 | 5.1 | 11.5 |
| 132 | 94 | F.S.M. Props 10p | 106 | — | t2.5 | 2.1 | 3.1 | 16.6 |
| 500 | 275 | Frogmore Est 50p | 496 | −4 | 10.0 | 4.3 | 2.7 | 11.6 |
| 390 | 325 | Grainger Trust | 448 | — | 4.2 | 4.9 | 1.3 | 21.7 |
| 404 | 265 | Gt. Portland 50p | 387 | −6 | t8.1 | 1.3 | 2.8 | 36.7 |
| £144 | £92 | Do 9½pc Cv Ln 2002 | £92 | −50 | Q9½% | — | f8.0 | — |
| 159 | 90 | Green Property Ir25p | 143 | — | Q18.6% | 2.3 | 2.7 | 22.5 |
| 474 | 298 | Greycoat 10p | 498 | −5 | t3.6 | 5.0 | 1.0 | 20.7 |
| 116 | 50 | Hambro Countrywide 5p | 61 | −3 | t2.6 | 3.0 | 5.7 | 7.9 |
| 929 | 494 | Hammerson "A" | 824 | −10 | 11.5 | 1.6 | 1.9 | 39.1 |
| 295 | 133 | Hanover Druce 10p | 168 | −5 | t4.35 | 3.2 | 3.5 | 11.5 |
| 750 | 575 | Hardanger Prop 10p | 655 | +5 | 22.5 | 2.8 | 4.6 | 10.2 |
| 371 | 188 | Helical Bar 5p | 304 | +5 | t3.4 | 3.7 | 1.5 | 14.0 |
| 102 | 68 | Do. 5¼pc Cv Pf '12 | 88 | +1 | 5¼% | — | 8.0 | — |
| 160 | 142 | Herring Son & Daw 10p | 158 | +1 | 12.5 | 3.3 | 2.1 | 19.3 |
| 83 | 49 | HK Land | 83 | +2 | tQ34.61c | — | 2.9 | — |
| 800 | 400 | House Prop London 50p | 408 | — | t9.0 | — | — | — |
| *42½ | 25½ | INOCO 10p | 35½ | −½ | — | — | — | 72.6 |
| 452 | 340 | Imry Merch. Dev | 423 | −7 | t7.5 | 3.2 | 2.4 | 16.1 |
| *865 | 667 | Int Inc Ppty $0.01 | 816 | +36 | Q51.08 | — | 7.3 | — |
| *320 | 125 | Jermyn Invest | 328 | — | g2.5 | 6.6 | 1.0 | 26.7 |
| 186 | 67 | Kentish Prop. 5p | 91 | — | 13.75 | 1.8 | 5.5 | 6.4 |
| 75 | 35 | Key City Prop | 35 | — | 2.0 | 4.3 | 8.1 | 3.2 |
| 553 | 316 | Laing Properties | 481 | −2 | t9.0 | 2.7 | 2.5 | 18.1 |
| £203½ | £142½ | Do 8½pcLn 2000-05 | £218½ | — | Q8½% | 12.3 | 4.0 | — |
| 610 | 450 | Land Securities £1 | 592 | −6 | t12.5 | 1.9 | 2.8 | 29.8 |
| £101 | £94 | Do 10pc Mt Deb 2025 | £100 | — | Q10% | — | 9.9 | — |
| £100 | £94 | Do 10pc 1st Db 2030 | £100½ | — | Q10% | — | — | — |
| 641 | 348 | Lend Lease 50c | 545 | +5 | h85c | 0.9 | 4.0 | 25.3 |
| 333 | 200 | Local Ldn Grp 5p | 290 | +5 | t7.7 | — | — | — |
| 150 | 109 | Lond & Edinburgh 10p | 138 | −3 | t2.0 | 6.2 | 2.0 | 10.2 |
| 172 | 145 | Do. 6pc Conv Pref | 165 | — | 6.0 | — | 5.2 | — |
| 284 | 137 | Lndn & Metrpltn 10p | 182 | −11 | t4.75 | 3.0 | 3.4 | 11.9 |
| 153 | 76 | Lon. Securities 15p | 145 | — | 0.5 | 13.5 | 1.4 | 5.5 |
| 343 | 193 | London Shop | 338 | — | t8.5 | 1.8 | 3.4 | 24.3 |
| £148 | £90 | Do 7pc Cv Ln '01-06 | £129 | — | Q7% | 5.2 | 5.4 | — |
| £337½ | £117 | Do. 9pc Cnv '94-99 | £336½ | −1 | Q9% | 35.6 | 2.7 | — |
| £197 | £125 | Do 9.25pcCnLn '99/04 | £197 | — | Q9¼% | 35.2 | 4.7 | — |
| 597 | 434 | MEPC | 572 | −4 | 14.5 | 1.5 | 3.4 | 26.1 |
| 95 | 60 | Markheath | 77 | −1 | t3.5 | 2.3 | 6.2 | 9.5 |
| 91 | 47 | Marler Estates 5p | 47 | — | 0.6 | 4.5 | 0.9 | 26.5 |
| 212 | 155 | McInerney 10p | 218 | +7 | t6.9% | 3.3 | 3.1 | 11.6 |
| 206 | 150 | McKay Secs 20p | 196xd | — | t4.8 | 1.9 | 3.4 | 19.8 |
| 58 | | Merchant Mkt. Ests | 68 | — | t3.0 | 1.6 | 6.7 | 5.0 |
| 498 | 285 | Merivale Moore 5p | 425 | — | 7.0 | 6.6 | 1.9 | 10.5 |
| 140 | 90 | Merlin Intl Props | 125 | — | 4.8 | 2.5 | 4.3 | (9.4) |
| 135 | 115 | Moorfield Estates 10p | 126xd | +3 | t3.15 | — | 3.3 | ♦ |
| 193 | 129 | Mountleigh | 153 | −3 | 3.75 | 5.1 | 3.1 | 7.4 |
| 114 | 80 | Do. 5.25pc Cnv Pf | 108 | +1 | 5.25% | — | 6.1 | — |
| 1600 | 975 | Mountview Ests 5p | 1485 | −20 | t8.5 | 16.5 | 0.8 | 10.0 |
| 217 | 60 | Mowat Group 10p | 65 | — | g0.5 | 3.3 | 1.0 | 15.6 |
| 236 | 150 | Mucklow (A. & J.) | 217 | +1 | 7.63 | 1.1 | 4.6 | 20.5 |
| 120 | 85 | New Cavendish 5p | 89 | — | 1.5 | 0.9 | 2.0 | 72.3 |
| 56 | 15 | New England Prop 5p | 25½ | +½ | — | — | — | 40.5 |
| 22 | 17 | Ossory Estates 5p | 21½ | — | 0.5 | 2.8 | 3.1 | 14.6 |
| 250 | 200 | Palmerston Hldgs | 234 | — | t7.5 | 1.3 | 4.5 | 17.5 |
| 211 | | Parkdale Hldgs 10p | 180 | — | t2.4 | 0.4 | 3.2 | — |
| *398 | 263 | Peel Hldgs | 325xd | — | t9.25 | 2.9 | 2.2 | 18.3 |
| 149 | 98 | Pelham Props 10p | 115 | −2 | t1.9 | 5.1 | 2.2 | 9.4 |
| *152 | 66 | Power Corp Ir10p | 141 | +1 | g05% | 7.2 | 0.4 | 21.8 |
| 435 | 280 | Prest Mariana 10p | 428 | +3 | 3.3 | 12.2 | 1.0 | 10.5 |
| £136 | £100 | Do 12pcCnLn 2009 | £131 | −3 | Q6.5% | — | 5.0 | — |
| 380 | 250 | Prop. Partnership | 336 | +10 | t4.75 | 2.1 | 1.9 | 32.8 |
| *291 | 130 | Prop. Sec. Inv 50p | 391xd | — | t3.25 | 1.4 | 2.3 | 37.3 |
| 6 | | Property Tst 1p | 2½ | — | — | — | — | — |
| 24 | 10½ | Raglan Prop 1p | 14 | −1 | 0.13 | 2.7 | 1.3 | 38.9 |
| 242 | 121 | Randsworth Tst | 240 | −2 | 2.5 | 1.2 | 1.4 | (4.9) |
| 217 | 100½ | Regalian | 136 | +1 | t5.3 | 4.6 | 3.4 | 8.3 |
| 250 | 153 | Regentcrest 10p | 94 | −2 | t2.5 | 4.2 | 2.1 | 13.2 |
| 136 | 67 | Rockfort Group 20p | 130 | — | t3.9 | 3.3 | 5.7 | 6.0 |
| 793 | | Rosehaugh 20p | 541 | −2 | 1.0 | 20.4 | 0.1 | 15.9 |
| 235 | | Rowlinson 10p | 213 | — | 10.0 | 0.1 | 0.6 | 25.6 |
| 69 | 63 | Salisbury 10p | 67 | — | t4.9 | 1.0 | 6.0 | — |
| 131 | 114 | Scot. Metrop. 20p | 143 | +3 | t4.6 | 1.1 | 3.8 | 30.9 |
| *116 | | Shaftesbury | 39 | — | 1.0 | 25.5 | 0.7 | 7.0 |
| | 26 | Sheafbank Prop | 39 | −1 | 0.55 | 4.2 | 1.9 | 15.7 |
| 121 | 82 | Sheraton Secs 10p | 106 | — | t2.25 | 2.8 | 3.9 | 11.3 |
| 165 | 56 | Shield Group 5p | 68xd | — | 3.0 | 2.0 | 5.9 | 11.2 |
| 91 | | Do. 5.84pc Cv Pf | 63 | — | 5.84% | — | — | — |
| 145 | 74 | Sinclair Goldsmith 10p | 83 | — | — | — | — | — |
| 355 | 239 | Slough Ests | 352 | −1 | t7.3 | 2.3 | 2.8 | 20.6 |
| £125½ | £215 | Do. 8pc Cnv. 91-94 | £322½ | +2 | Q8% | — | 2.5 | — |
| £116½ | £107 | Do. 12¼pcLn 2009 | £114 | +1 | Q12¼% | 16.9 | 10.6 | — |
| £109½ | £76 | Do. 11¼pc 2019 | £108 | −½ | Q11¼% | 14.7 | 10.0 | — |
| £115½ | £100 | Do. 6pc Cv. 842003 | £115½ | — | Q6% | — | — | — |
| 194 | 142 | Southend Prop 5p | 189 | −2 | a0.4 | 9.5 | 0.3 | 35.1 |
| 98 | 73 | Do. 5¼pc Cv Rd Pf | 85 | — | 5¼% | — | 8.4 | — |
| 404 | 273 | Speyhawk | 334 | — | 12.5 | 3.5 | 5.1 | 7.5 |
| 321 | 157 | Stanhope Props | 235½ | +1½ | 0.1 | — | — | 21.8 |
| 275 | 197 | Tops Estates | 233 | −2 | 1.0 | 1.9 | 0.6 | — |
| £930 | £720 | Do. 7½pc Cnv. 2014 | £785 | +40 | Q7½% | — | 1.0 | — |
| 122 | 68 | Town Centre | 128 | −2 | 1.5 | 2.0 | 1.7 | 39.4 |
| 250 | 127 | Trafford Park | 258 | +2 | 4.7 | 1.4 | 2.7 | 35.2 |
| *356 | 221 | Trencherwood 10p | 318 | — | t8.8 | 7.3 | 1.6 | 11.5 |
| 99 | 56 | Trevian Hldgs 10p | 95 | −1 | F3.0 | 3.6 | 4.2 | 9.1 |
| 138 | 84 | Trust of Prop. 5p | 100 | +1 | 0.67 | 1.1 | 0.9 | — |
| 838 | 400 | UK Land | 738 | — | 11.0 | 1.5 | 2.0 | 43.9 |
| *74 | 39 | Union Square 10p | 47 | −1 | tga0.68 | 3.5 | 1.9 | 17.1 |
| 274 | 183 | Warner Estate 5p | 240xd | — | 15.4 | 1.2 | 3.0 | 37.7 |
| 1205 | 825 | Warnford Inv 20p | 1205 | — | t20.0 | 1.7 | 2.2 | 34.5 |
| 142 | 95 | Warringtons | 122 | −2 | a1.33 | 1.7 | 1.5 | 47.4 |
| *154 | 95 | Waterglade Intl. 5p | 108 | — | t4.0 | 3.4 | 4.9 | 8.0 |
| 102 | 90 | Do. 7¾pc Cv Rd Pf | 94 | — | 7.75 | — | 11.0 | — |
| 192½ | 159 | Wates City of Lon | 191 | −1½ | 2.8 | 1.5 | 2.0 | 46.7 |
| *198 | 142 | Westfield Int Inc $1 | 152 | +2 | — | — | — | — |
| 200 | 130 | Westmin. & Country | 187 | — | t8.5 | 2.8 | 6.1 | 6.6 |
| 157 | 75 | Wood (J.D.) 10p | 180 | −2 | t4.0 | 2.4 | 5.5 | 7.8 |
| 78 | 30 | Zurich Grp 5p | 41 | — | t2.0 | 2.9 | 6.5 | 6.4 |

## SHIPPING

| High | Low | Stock | Price | + or − | Div Net | C'vr | Y'ld Gr's | P/E |
|---|---|---|---|---|---|---|---|---|
| £38¼ | £15¼ | Bergesen d-y AS NK5 | £35¼ | +¼ | Q50% | ♦ | 0.6 | ♦ |
| 150 | 61 | B.C.S.L. Corp | 158 | +5 | t12.0 | 3.3 | 1.8 | 22.6 |
| 186 | 135 | Clarkson (Horace) | 173 | +2 | t5.25 | 2.5 | 4.0 | 9.0 |
| 135 | 71 | Fisher (J.) | 131 | — | t3.6 | 2.9 | 3.7 | 11.9 |
| 160 | 117 | Graig Shipping 20p | 160 | — | 4.0 | 2.6 | 3.3 | 15.2 |
| 393 | 230 | IoM Stm. £1 | 393 | — | Q6% | 11.2 | 1.9 | 4.8 |
| 88 | 69 | Jacobs (J.I.) 20p | 79 | −1 | 4.2 | 0.9 | 7.1 | 23.3 |
| 81 | 50 | Lon O'Seas Frts 'B' Pf | 73 | — | — | — | — | — |
| 551 | 263 | Mersey Dk. Units | 338 | −9 | — | — | — | 30.7 |
| 24 | 11 | Norex 1p | 14½ | — | — | — | — | 6.3 |
| 300 | 232 | Ocean Transport | 288 | −2 | t10.35 | 2.1 | 4.9 | 10.7 |
| 656 | 501 | P & O Defd £1 | 644 | −10 | t22.0 | 2.2 | 4.8 | 13.2 |
| 80 | 37 | Do. Sh Wrts 1988-92 | 75 | −3 | — | — | — | — |
| 152 | 101 | Do 5.5pc Red Pref | 182 | −1 | 5½% | — | 7.2 | — |
| 190 | 144 | Do. 6.3pc Cnv Rd Pf | 180 | −5 | 6.3% | — | 4.7 | — |
| 128 | 101 | Do 6¾pc Cv. Prf | 124 | −2 | 6.75 | — | 7.3 | — |
| 355 | 208 | Runciman (W.) | 335 | — | t13.5 | 1.9 | 5.4 | 12.8 |
| £201¼ | 934 | Sea Containers $0.01 | £193xd | — | Q20c | — | 0.6 | — |
| 555 | 425 | Stamps RW Stm 50p | 525 | — | t22.0 | 1.9 | 5.6 | 12.5 |
| 478 | 313 | Tiphook 10p | 478 | +4 | t5.38 | 4.5 | 1.5 | 15.6 |
| 249 | 108 | Turnbull Scott | 248 | +5 | tb4.09 | 3.4 | 2.3 | 17.2 |

## SHOES AND LEATHER

| High | Low | Stock | Price | + or − | Div Net | C'vr | Y'ld Gr's | P/E |
|---|---|---|---|---|---|---|---|---|
| 405 | 165 | FII Group | 215 | +10 | 9.0 | 3.3 | 5.6 | 7.3 |
| 150 | 60 | Futura Hldgs 5p | 138 | — | t2.0 | 3.7 | 2.1 | 17.6 |
| 95 | 60 | Headlam, Sims 5p | 77 | −2 | t2.0 | 1.9 | 3.5 | 20.1 |
| 270 | 108 | Lambert Hth. 20p | 118 | — | 8.5 | 2.8 | 9.6 | 4.3 |
| 309 | 145 | Pittard Garnar | 286 | — | 5.9 | 3.2 | 3.8 | 10.3 |
| 285 | 208 | Strong & Fisher | 245 | — | 12.0 | 2.4 | 6.5 | 7.3 |
| 360 | 235 | Stylo | 288 | +50 | 3.0 | — | 2.4 | — |

## SOUTH AFRICANS

| High | Low | Stock | Price | + or − | Div Net | C'vr | Y'ld Gr's | P/E |
|---|---|---|---|---|---|---|---|---|
| 77 | 31 | Abercom NPV | 67 | — | Q15c | 2.7 | 5.1 | 8.2 |
| 950 | 775 | Anglo Am. Ind. R1 | 950 | — | Q225c | ♦ | 3.4 | ♦ |
| 450 | 285 | Barlow Rand R.10c | 433 | — | Q130c | 3.0 | 6.8 | 4.9 |
| 93 | 55 | Gold Flds. P. 2½c | 59xd | — | Q30c | 1.8 | 11.6 | 4.8 |
| 95 | 65 | New Klein Prps R0.25 | 65 | — | Q28c | 2.5 | 10.5 | 3.8 |
| 475 | 149 | OK Bazaars 50c | 215 | — | tQ89c | 1.8 | 9.5 | 6.6 |
| 150 | 98 | SASOL R1 | 126 | — | Q47½c | 2.0 | 8.7 | 5.7 |
| 368 | 238 | SA Brews 20c | 313 | — | Q60c | 1.8 | 4.8 | 11.6 |
| £27¾ | £17 | Tiger Oats R1 | £22½ | — | Q435c | 2.9 | 4.4 | 7.9 |
| 275 | 164 | Tongaat-Hulett R1 | 218 | — | Q34c | 2.5 | 3.6 | 11.3 |

## TEXTILES

| High | Low | Stock | Price | + or − | Div Net | C'vr | Y'ld Gr's | P/E |
|---|---|---|---|---|---|---|---|---|
| 380 | 300 | Allied Textile | 363 | — | 10.6 | ♦ | 4.0 | ♦ |
| 403 | 212 | Atkins Bros | 325 | — | 10.0 | 2.4 | 4.1 | 11.8 |
| 285 | 225 | Beales (J.) 20p | 245xd | — | t6.3 | 4.0 | 3.4 | 9.3 |
| 118 | 98 | Beckman A. 10p | 101 | — | 5.75 | 1.5 | 7.6 | 11.5 |
| 211 | 180 | Brit. Mohair | 203 | +1 | 7.5 | 3.2 | 4.9 | 8.4 |
| 88 | 55 | Corah | 73½ | +½ | t1.6 | 0.2 | ♦ | — |
| 151 | 85 | CountyGlen | 104 | — | — | — | — | — |
| 395 | 241 | Courtaulds | 310½ | −7½ | t12.0 | 2.7 | 5.2 | 8.6 |
| 246 | 187 | Dawson Intl | 234 | −2 | t7.8 | 2.5 | 4.5 | 11.2 |
| 130 | 97 | Drummond Group | 101 | −1 | 3.1 | 3.6 | 4.1 | 7.3 |
| 170 | 103 | Early's Witney 10p | 146 | — | 1.32 | — | 1.2 | — |
| *164 | 104 | Foster (John) | 141 | −2 | tq4.75 | 4.0 | 4.5 | 7.4 |
| 210 | 165 | Gaskell B'loom 20p | 180 | — | t6.6 | 3.8 | 4.7 | 7.5 |
| 169 | 103 | Haggas (John) 10p | 103 | — | 4.0 | 3.3 | 5.2 | 8.1 |
| 89 | 51 | Hicking Pentecost | 83 | +4 | t0.5 | 8.7 | 0.8 | 14.7 |
| 225 | 128 | H'gworth M. 20p | 148 | −1 | 4.5 | 3.2 | 4.3 | 9.7 |
| 115 | 95 | Ingham (G) 10p | 118 | — | 3.0 | 3.4 | 3.6 | 10.7 |
| 278 | 170 | Jerome (Hldgs) | 238 | — | t6.5 | 4.2 | 3.7 | 8.6 |
| 360 | 205 | Kynoch (G & G) | 320 | −10 | 5.5 | ♦ | 2.3 | ♦ |
| 354 | 200 | Lamont Hldgs 10p | 292 | −1 | t7.0 | 4.3 | 3.7 | 8.3 |
| 405 | 270 | Leeds Grp | 278 | — | 8.0 | 3.8 | 4.0 | 8.9 |
| 144 | 110 | Lister | 142 | −1 | 4.0 | 2.5 | 3.8 | 11.9 |
| 198 | 129 | Lowe (Robert H.) | 141xd | +2½ | t3.5 | — | 3.3 | ♦ |
| 84 | 66 | Lyles (S.) 20p | 76 | — | 3.5 | 2.4 | 6.7 | 8.3 |
| 349 | 230 | Mackay Hugh | 235 | +3 | 7.0 | 2.8 | 4.0 | 11.1 |
| *54½ | 26 | Moxton Group 20p | 52xd | — | — | — | — | — |
| 126 | 65 | Palma Group | 125 | — | t3.0 | 2.4 | 3.2 | 17.4 |
| 210 | 154 | Parkland 'A' | 156 | −2 | t5.7 | 3.9 | 4.8 | 7.0 |

## TEXTILES—Contd

| High | Low | Stock | Price | + or − | Div Net | C'vr | Y'ld Gr's | P/E |
|---|---|---|---|---|---|---|---|---|
| *77½ | 54½ | Readicut 5p | 67½ | −1½ | u3.04 | 2.9 | 6.0 | 9.1 |
| *136¼ | 90¼ | Richards 10p | 113 | — | t3.5 | 2.6 | 3.8 | 9.3 |
| 171 | 130 | SEET 20p | 141 | — | 5.3 | 2.5 | 5.0 | 10.6 |
| 126 | 97 | Sirdar | 118 | −1 | 5.15 | 1.6 | 6.2 | 13.2 |
| 120 | 88 | Smallshaw (R.) 10p | 88 | — | 3.0 | 3.8 | 4.5 | 7.7 |
| 75 | 41 | Stoddard Skrs 10p | 49 | +2 | t2.25 | 1.6 | 6.1 | (11.8) |
| 212 | 123 | Text'rd Jrsy 10p | 125 | — | 7.0 | 3.2 | 7.6 | 5.5 |
| 585 | 412 | Tomkinsons | 515 | — | 10.5 | 5.1 | 2.7 | 9.5 |
| *132 | 93 | Tootal | 130 | −½ | tq4.5 | 2.1 | 4.6 | 11.4 |
| 426 | 296 | Toray Y50 | 417 | +1 | Q12% | 1.3 | 0.6 | — |
| *50 | 0½ | West Trust 2½p | 29 | — | td2.5 | 1.2 | ♦ | 13.7 |
| 250 | 193 | Yorklyde 10p | 225 | — | 8.25 | 3.6 | 4.9 | 7.5 |
| 20 | 16 | Youghal | 18 | — | — | — | — | ♦ |

## TOBACCOS

| High | Low | Stock | Price | + or − | Div Net | C'vr | Y'ld Gr's | P/E |
|---|---|---|---|---|---|---|---|---|
| 563 | 399 | BAT Inds | 548 | −6 | t16.9 | 2.6 | 4.1 | 10.2 |
| £115 | £108½ | Do. 12¼pc Ln '03/08 | £111½ | — | Q12¼% | 24.1 | 11.0 | — |
| 509 | 360 | Rothmans 12½p | 502 | −5 | t10.0 | 3.9 | 2.7 | 10.8 |

## TRUSTS, FINANCE, LAND

### Investment Trusts

| High | Low | Stock | Price | + or − | Div Net | C'vr | Y'ld Gr's |
|---|---|---|---|---|---|---|---|
| 970 | 711 | Alliance Trust | 965 | −5 | t27.5 | 1.0 | 3.8 |
| 218 | 183 | Alva Inv. Tst | 218 | — | 2.6 | 0.4 | 1.6 |
| 75 | 59 | Ambrose Inv. Inc | 62 | — | t12.41 | 0.9 | 26.7 |
| 580 | 415 | Do. Cap | 578 | −10 | — | — | — |
| 136 | 103 | American Trust | 132 | −½ | t3.4 | 1.4 | 3.4 |
| 136 | 103 | American Tst. 'B' | 132 | — | — | — | — |
| 248 | 172 | Anglo & O'seas Trust | 244 | −2 | th3.75 | 1.2 | 2.0 |
| 198 | 153 | Archimedes Inc | 198 | — | 14.55 | 1.3 | 9.8 |
| 283 | 220 | Do. Cap. 50p | 283 | — | — | — | — |
| 138 | 93 | Argo Inv (A$1) | 116 | −2 | Q11c | 1.1 | 4.6 |
| 96 | 73 | Australia Inv Tst 50p | 94 | +1 | 2.7 | 1.1 | 3.8 |
| 527 | 373 | Baillie Giff. Japan | 524 | −1 | — | — | — |
| 95½ | 62 | Baillie Giff. Sh. Ntp | 95½ | −½ | 0.1 | 1.0 | 0.1 |
| 94 | 68 | Baillie Gifford Tech | 92 | — | — | — | — |
| £29 | £10¼ | Bangkok Fund | £23¾ | — | — | — | — |
| 87½ | 60 | Bankers' Inv | 83 | −1 | a2.2 | 0.9 | 3.5 |
| 166 | 140 | Berry Starquest | 165 | — | m2.0 | — | 1.6 |
| 78 | 51 | Bertrams Inv. Tst | 74 | — | a2.1 | 1.1 | 4.0 |
| 81¼ | 60½ | British Assets | 79½ | −1 | a2.8 | 1.1 | 4.7 |
| £123½ | £88½ | Do. 6pc Cv Ln '95 | £123½ | — | Q6% | — | 4.9 |
| 48 | 34 | Brit. Emp. Secs. 10p | 46½ | −1 | 0.66 | 0.3 | 1.9 |
| 549 | 440 | Brit. Invest | 547 | −1 | t19.0 | 1.0 | 4.6 |
| 135 | 96 | Brunner Inv | 134 | −1 | 3.1 | ♦ | 3.1 |
| 65 | 57 | CDFC Trust 10p | 61 | — | 1.1 | 1.6 | 2.4 |
| £93 | £82½ | Do. 6½pc Cv Uns Ln 2010 | £86½ | — | Q6½% | — | 7.5 |
| 401 | 320 | Caledonia Invs. 5p | 408 | −1 | t7.0 | 1.3 | 2.3 |
| 120 | 65 | Cambrian and Gen | 128 | — | t5.85 | 1.3 | 6.5 |
| 145 | 88 | Do. Cap 7½p | 145 | — | — | — | — |
| £22 | £17 | Camellia Invs. 10p | £18½ | — | t17.0 | 2.1 | 1.2 |
| 44 | 31 | Child Health 10p | 33 | −1 | — | — | — |
| 15 | 4½ | Do. Warrants | 6 | — | — | — | — |
| 83 | 68 | China & East Inv 50c | 81 | — | — | — | — |
| 45 | 30 | Do. Warrants | 40 | −5 | — | — | — |
| 50 | 43 | City & Com. Inc | 50 | — | t5.45 | 1.0 | 14.5 |
| 1245 | 905 | Do. Cap. (£1) | 1245 | — | — | — | — |
| 95 | 65 | City of Oxford 5p | 94 | −1 | t1.93 | 1.3 | 2.7 |
| 104 | 83 | Clydesdale Inv. 50p | 99 | — | 2.75 | 0.7 | 3.7 |
| 257 | 165 | Cons. Venture Tst 10p | 254 | — | 0.35 | 2.5 | 0.2 |
| 155 | 78 | Do. 100 Warrants | 155 | — | — | — | — |
| 145 | 75 | Do. 120 Warrants | 145 | — | — | — | — |
| 109 | 63 | Contl Assets Tst 75p | 105 | −1 | 0.35 | ♦ | 0.4 |
| 39 | 21 | Do. Warrants | 38 | — | — | — | — |
| 883 | 815 | Continental & Ind | 873 | −5 | 50.0 | 1.0 | 7.6 |
| 90 | 76 | Danae (Inc.) | 87 | — | t6.31 | 1.0 | 9.7 |
| 39 | 26 | Do. (Cap) 2p | 39 | +1 | — | — | — |
| 188 | 147 | Derby Tst. Inc | 182xd | — | 11.88 | ♦ | 8.7 |
| 203 | 133 | Do. Cap. 10p | 198 | −5 | — | — | — |
| 102 | 55 | Do. Wrrnts | 95 | — | — | — | — |
| 527 | 403 | Drayton Cons | 526 | +3 | 13.2 | 1.0 | 3.3 |
| 351 | 191 | Drayton Far East | 351 | +5 | 2.1 | ♦ | 0.8 |
| 251 | 98 | Do. Warrants '82-91 | 251 | +3 | — | — | — |
| 302 | 240 | Dundee & London | 300 | −2 | 8.8 | 1.0 | 3.9 |
| 8½ | 5 | EFM Dragon Trust | 8 | — | 0.03 | ♦ | 0.6 |
| 184½ | 137 | Edinburgh Inv | 183 | −1 | F5.4 | 1.0 | 3.9 |
| 84 | 43 | Edinburgh in Wrts | 80 | −2 | — | — | — |
| 262 | 175 | Electra Inv. Tst | 261 | −1 | 4.8 | 0.9 | 2.5 |
| 94 | 68 | Elect & Gen 5p | 73 | −1 | F1.85 | 1.0 | 2.7 |
| 231 | 200 | Eng. & Cal. Invest | 215 | — | 1.5 | — | 0.9 |
| £39 | £25 | Eng. & Dutch Inv (PtCD) | £39 | — | Q47½% | 1.0 | 3.4 |
| 266 | 193 | Eng. & Intnl. Tst | 264 | −1 | t4.7 | 1.0 | 2.4 |
| 266 | 160 | Do. Cap | 266 | — | — | — | — |
| 121 | 93 | Eng. & Scot. Inv | 120 | — | t1.7 | 1.2 | 1.9 |
| 268 | 233 | English Nat Inv Pfd | 268 | — | F11.6 | 1.0 | 5.8 |
| 233 | 175 | Do. Dfd | 233 | — | F6.7 | 1.0 | 3.8 |
| 81 | 64 | Ensign Trust | 80 | — | 1.2 | 1.1 | 2.0 |
| 81 | 64 | Ensign Trust B | 81xd | +1 | — | — | — |
| 420 | 330 | Equity Consort £1 | 418 | — | F15.75 | 1.1 | 5.1 |
| 758 | 560 | Do. Dfd 50p | 758 | — | F22.5 | 1.0 | 4.0 |
| 178 | 115 | European Assets DFl1 | 175 | — | Q12% | 1.1 | 1.9 |
| 49 | 36 | Exmoor Dual Inv | 49 | — | F1.2 | — | 3.3 |
| 190 | 96 | Do. Inc 100p | 188xd | +2 | F6.9 | — | 9.2 |
| 107½ | 90 | Do. Zero Cn Pf | 107 | — | — | — | — |
| 30½ | 14 | F & C Ent Tst 10p | 29½ | −½ | t0.13 | 1.5 | 0.6 |
| 246 | 149 | F & C Eurotrust | 244 | — | 2.0 | 1.3 | 1.1 |
| 165 | 90 | F & C Pacific Inv. T | 161 | −1 | F1.2 | 1.1 | 1.0 |
| 76 | 55 | F & C Smaller Cos | 75 | −1 | t1.14 | 1.0 | 2.0 |
| 580 | 515 | Fashion & Gen | 515 | — | t21.7 | 1.0 | 5.5 |
| 16 | 10½ | First Charl. Assts | 13½ | −½ | 0.06 | 1.2 | 0.6 |
| 445 | 358 | First Scot. Am | 443 | −2 | t14.0 | 1.0 | 4.2 |
| 79 | 56 | First Spanish 50p | 71 | — | 0.35 | 1.0 | 0.7 |
| 107 | 66 | Fledgeling Japan Ic | 106 | +1 | — | — | — |
| 53 | 20 | Do. Warrants | 53 | — | — | — | — |
| 131½ | 93 | Fleming American | 131 | +½ | 1.2 | ♦ | 1.2 |
| £126½ | £99½ | Do. 7pc Cv. Ln. '99 | £126½ | — | Q7% | — | 5.5 |
| 286 | 205 | Fleming Claverhouse | 285 | −1 | 6.25 | 1.0 | 2.9 |
| 134 | 94 | Fleming Enterprise | 134 | +3 | 2.4 | 1.0 | 2.4 |
| 226 | 134 | Fleming Far Eastern | 225 | −1 | 0.9 | 1.1 | 0.5 |
| 223 | 153 | Fleming Fledgeling | 222xd | — | t2.6 | ♦ | 1.6 |
| 244 | 156 | Fleming Japan | 242½ | +1½ | 0.7 | 1.1 | 0.4 |
| 282 | 156 | Fleming Mercantile | 281 | −1 | t4.06 | 1.0 | 2.7 |
| 178 | 129 | Fleming Overseas | 177½ | +½ | t2.7 | 1.0 | 2.0 |
| 169 | 130 | Fleming Tech. Inv | 165 | — | s0.8 | ♦ | 0.6 |
| 169 | 126 | Fleming Universal | 168xd | — | 2.8 | 1.1 | 2.2 |
| 128 | 90 | Foreign & Col | 126½ | −1½ | M2.16 | 1.1 | 2.3 |
| 74 | 67 | Fulcrum Inc | 71 | — | 6.95 | 1.0 | 12.7 |
| | | Do. Cap. | 4 | — | — | — | — |
| 54½ | 42 | Fundinvest Inc | 44 | — | t5.57 | 1.0 | 29.0 |
| | 415 | Do. Cap | 610 | — | — | — | — |
| 352 | 220 | GT Japan | 325 | +2 | t1.4 | 1.2 | 0.6 |
| 150 | 108 | Gartmore American | 150 | +4 | t1.6 | 1.4 | 1.4 |
| 328 | 245 | Gartmore European | 324 | — | 2.5 | 1.0 | 1.0 |
| 75 | 58 | Do. Warrants | 75 | −5 | — | — | — |
| 49 | 39 | Gartmore Inf. & F. Tst | 49 | +2 | 1.3 | 1.2 | 3.5 |
| 12 | 5 | Do. Warrants | 5 | — | — | — | — |
| 113 | 95 | Gen. Cons. I.T. Inc | 112 | −1 | M7.2 | — | 8.6 |
| 182 | 50 | Do. Cap | 182 | — | — | — | — |
| 105½ | 96½ | Do. Stepped Prf | 103½ | — | M2.6 | — | 3.4 |
| 180 | 80 | German Securities | 182 | — | 1.7 | 1.1 | 2.2 |
| 28 | 10 | Do. Warrants | 21 | −1 | — | — | — |
| 130 | 90 | German Small. 50p | 123 | −2 | 1.3 | 1.0 | 1.4 |
| | 51½ | Glasgow Inc. Tst | 54xd | — | aF2.81 | — | 6.9 |
| 167½ | 125 | Globe Inv | 164½ | −2½ | t4.55 | 1.0 | 3.6 |
| 141 | 105½ | Govett Atlantic | 139 | −1 | 3.12 | 1.1 | 3.0 |
| 193 | 166 | Govett Oriental Inv | 194 | −2 | 1.3 | 1.4 | 0.9 |
| 244½ | 206 | Govett Strtgc 10p | 244½ | −2½ | 4.3 | 1.3 | 2.3 |
| 225 | 225 | Do. Rntoul I.T. 10p | 218 | −2 | — | — | — |
| 130 | | Do. Stp. Cap. Pref | 128 | — | 7.5 | — | 8.3 |
| 34 | | Do. Preferred 20p | 34 | — | 8.4 | — | 52.6 |
| 335 | 272 | Greenfriar Inv | 315 | — | 3.5 | ♦ | 1.5 |
| 476 | 385 | Gresham House | 440 | −15 | t6.0 | 1.7 | 1.8 |
| 283 | | Group Dev. 10p | 274 | — | 0.7 | 1.3 | 3.5 |
| 247 | 184½ | Hambros Inv Tst | 246 | −1 | 5.5 | 1.0 | 3.0 |
| 62 | 54 | Do. Warrants | 94 | — | — | — | — |
| 36 | 36 | Independent Inv | 62 | +1½ | 0.25 | 1.2 | 0.5 |
| 15 | 6½ | Do. Warrants | 15 | — | — | — | — |
| 107 | 64 | India Fund £1 | 107 | +2 | Q3.0 | — | 2.9 |
| 47 | 36 | Inv. Tst. Guernsey 10p | 47 | +3 | Q1.75 | 1.1 | 3.7 |
| 398 | 306 | Investors Capital | 396 | −2 | t16.0 | 0.9 | 5.4 |
| £74 | £34 | U.F. Pac Wrt SA Co Ord | £71½ | — | — | — | — |
| £28½ | £22 | Do. Pref | £28½ | — | — | — | — |
| 139 | 116 | Jos Holdings | 138 | −½ | h3.4 | 1.1 | 3.3 |
| 91 | 79 | Jove Inv. Inc. 10p | 81 | — | t6.22 | 1.0 | 10.2 |
| 60 | 44 | Do. Cap. 2p | 57 | — | — | — | — |
| 341 | 270 | Keystone Inv. 50p | 337 | −4 | 8.5 | 1.2 | 3.4 |
| 135½ | 106 | Kleinwort Charter | 135 | — | 3.25 | ♦ | 3.3 |
| 290 | 215 | Kleinwort Dev Fnd | 298 | — | 5.75 | 1.9 | 2.6 |
| 139 | 102 | Kleinwort O'seas Tst | 139 | — | 2.5 | 1.0 | 2.5 |
| 166 | 138 | Kleinwort Smaller Cos | 165 | −1 | h3.23 | 1.0 | 2.6 |
| £23 | 960 | Korea Europe Fund | £21¼ | −1¼ | Q3c | 1.4 | — |
| 104 | 91 | Lancs. & London Inv | 101 | −1 | 3.75 | 1.1 | 5.0 |
| 326 | 243 | Law Debenture | 326 | — | t8.5 | 1.3 | 3.5 |
| 58½ | 44 | London Amer. Vent | 57½ | — | 0.45 | 0.6 | 1.0 |
| 28 | 15 | Do Warrants | 28 | — | — | — | — |
| 292 | 240 | Lon. Atlantic | 292 | — | t7.85 | 1.0 | 3.6 |
| 235 | 189 | Lon. & Strathclyde | 235 | +2 | t3.3 | 1.0 | 1.9 |
| 192 | 146 | Lowland Inv | 189 | −2 | 5.3 | 1.0 | 3.7 |
| 428 | 370 | M & G Dual Inc 10p | 414 | — | 45.2 | 1.0 | 14.5 |
| 1355 | 1025 | Do. Cap. 10p | 1345 | −10 | — | — | — |
| 198 | 150 | M & G 2nd Dual Inc | 198 | — | F18.44 | 1.0 | 12.4 |
| 298 | 200 | Do. 2nd Cap. 4p | 295 | −3 | — | — | — |
| 298 | 175 | Marine Adv Tst | 275 | −20 | — | — | — |
| 220½ | 134 | Mart. Currie Pc 50p | 219 | — | 0.40 | 2.7 | 0.2 |
| 123 | 53 | Do. Warrants | 123 | — | — | — | — |
| 142 | 111 | Meldrum Inv | 141 | −1 | t3.5 | 1.1 | 3.3 |
| 179 | 133 | Merchants Tst | 177½ | −1½ | t5.4 | 1.0 | 4.1 |
| 415 | 198 | Mexico Fund | 344 | +10 | Q9.8c | ♦ | 1.6 |
| 163 | 141 | Mezzanine C & I Tst | 153 | — | a9.35 | ♦ | 8.1 |
| 59 | 41 | Do. Cap 50p | 58 | −1 | — | — | — |
| 196 | 155 | Mid Wynd Inv. Tst | 192 | −1 | 3.2 | 1.1 | 2.2 |
| 248 | 184 | Monks Invest | 238 | −3 | F3.3 | 1.1 | 1.8 |
| 280 | 183 | Moorgate Inv. Tst | 278 | — | F7.5 | 1.0 | 3.6 |
| 73 | 33 | Do. Warrants | 75 | — | — | — | — |
| 46 | 46 | Multitrust | 61 | — | — | — | — |
| 204½ | 162 | Murray Income Tst | 202½ | −2 | F7.8 | 1.0 | 5.1 |
| 202½ | 159 | Do. B | 202 | — | — | — | — |
| 210 | 149½ | Murray Intl | 209 | −1 | H9.0 | 0.9 | 5.8 |
| 207 | 149 | Do. B | 205 | — | — | — | — |
| 191 | 128 | Murray Smllr Markets | 190½ | −½ | t2.0 | 1.1 | 1.4 |
| 188 | 135 | Do. B | 188 | — | — | — | — |
| 316 | 228 | Murray Ventures | 316 | — | 6.0 | 1.1 | 2.5 |
| 146 | 80 | Do. Warrants | 146 | — | — | — | — |
| 103 | 90 | New Throg. Inc (1983) | 102 | +1 | t5.5 | 1.1 | 7.2 |
| 108 | 82 | Do. Cap | 104 | — | — | — | — |
| 75 | 45 | Do. New Wrrts | 73 | — | — | — | — |
| 163 | 121 | New Tokyo Inv. 50p | 159 | −1 | — | — | — |
| 101 | 92 | New Zealand Inv. Tst | 95 | — | F6.0 | — | 8.4 |
| 396 | 268 | Nth. Brit. Canadian | 396 | — | t8.1 | 1.0 | 2.7 |
| 29 | 21 | Nth Scotland Inv 10p | 29 | +1 | 0.25 | 1.0 | 1.1 |
| 28 | 18 | North Sea Assets 5p | 23 | — | — | — | — |
| 416 | 308 | Nthn. American | 412 | −4 | 6.25 | 1.0 | 2.0 |
| 265 | 200 | Oceana Development | 245 | — | t2.2 | 2.0 | 1.2 |
| 209 | 140 | Overseas Inv Tst | 207 | −2 | 1.86 | 1.0 | 1.2 |
| 39 | 23 | Do. Warrants | 38 | — | — | — | — |
| 166 | 97 | Pacific Assets 50p | 165 | — | 0.85 | 1.2 | 0.7 |
| 83 | 45 | Do. Warrants | 83 | — | — | — | — |
| 69 | 50 | Paribas French Inv Tst | 69 | — | s0.6 | 2.9 | 1.2 |
| 49 | 40 | Personal Assets | 48 | −1 | 1.0 | 1.0 | 2.8 |
| 188 | 128 | Precious Metals Tst | 138 | −3 | a0.58 | 2.0 | 0.5 |
| 165 | 113 | Primadona | 163 | — | 2.5 | — | 2.1 |
| 98½ | 75¼ | RIT Capital Ptnrs 100p | 97¼ | −½ | at1.38 | — | 1.8 |
| £101¼ | £78½ | Do. 2.5pc Cv 2000 | £99½ | −1 | Q2½% | — | 2.5 |
| 544 | 415 | Raeburn | 537 | — | tK19.0 | 1.1 | 4.7 |
| 70 | 63 | Ralston Inv Tst | 70 | — | t1.5 | — | 2.9 |
| 97 | 70 | Rights & Issues Inc | 97 | +1 | 5.25 | ♦ | 7.6 |
| 350 | 170 | Rights & Iss. Cap | 350 | — | M3.68 | ♦ | 1.4 |
| 21 | 16 | River & Mer Am Cap 10p | 19 | — | — | — | — |
| 102 | 89 | Do. Inc | 92 | — | b6.2 | — | 9.0 |
| 10 | 6 | Do. Warrnts 10p | 8 | — | — | — | — |
| 32 | 12 | River Merc Grd Pf5p | 28 | −1 | — | — | — |
| 110 | 96 | Do Inc 50p | 108 | — | t5.5 | 1.0 | 6.8 |
| 76 | 41 | River & Merc Cap 12½p | 76 | — | — | — | — |
| 102 | 91 | Do. Inc. 12½p | 102 | +1 | M6.27 | 1.0 | 8.2 |
| 24 | 9 | Do. Warrants 12½p | 24 | — | — | — | — |
| 105 | 95¼ | Do. Stepped Prf. 12½p | 104¼ | — | 4.2 | — | 5.4 |
| 105 | 88 | River Plate Inc | 97 | — | 6.67 | 1.4 | 9.2 |
| 63 | 36 | Do Cap | 62 | +1 | — | — | — |
| 20 | 7 | Do Warrants | 20 | — | — | — | — |
| 45½ | 38 | Do Zero Div Pf | 45 | +½ | — | — | — |
| £28¾ | £23¾ | Robeco (Br.) F110 | £28¾ | +⅛ | Q29.2% | — | 2.9 |
| 286 | 237 | Do. Sub.Sh's F11 | 286 | +2 | Q29.2% | — | 28.8 |
| £27¼ | £21¼ | Rolinco NV F110 | £27¼ | −⅛ | Q17.2% | — | 1.8 |
| 274 | 215 | Do. Sub. Shs. Fl. 1 | 274 | +2 | Q17.2% | — | 1.8 |
| 431 | 265 | Romney Trust | 422 | −2 | tM5.0 | 1.0 | 1.6 |
| £16⅛ | £13¼ | Rorento NV F110 | £16⅛ | +⅛ | — | — | — |
| 205 | 155 | St. Andrew Tst | 204 | — | 5.05 | ♦ | 3.3 |
| 130 | 102 | St. David's Inv Tst Inc | 130 | — | 10.0 | 1.0 | 10.3 |
| 128 | 78 | Do. Cap | 128 | — | — | — | — |
| 345 | 255 | SPLIT Inc. 10p | 345 | — | t27.51 | 1.0 | 10.6 |
| 675 | 505 | SPLIT Cap 10p | 675 | — | — | — | — |
| 183 | 140 | SPRAIT 50p | 183 | +3 | t3.87 | 1.3 | 2.8 |
| 133 | 95 | Do. Warrants | 133 | +2 | — | — | — |
| 158 | 130 | Do. Cum Ptg Pref | 140 | — | 8.4 | — | 8.0 |
| 272 | 171 | Schroder Global | 268 | −1 | t4.6 | 1.0 | 2.3 |

## TRUSTS, FINANCE, LAND—Contd

| High | Low | Stock | Price | + or − | Div Net | C'vr | Y'ld Gr's |
|---|---|---|---|---|---|---|---|
| 102 | 79½ | Scot. Am. Inv | 101 | −1 | F2.72 | 0.9 | 3.6 |
| 626 | 545 | Scot. Cities 'A' | 610 | — | 26.0 | 1.1 | 5.7 |
| 152 | 113 | Scot. East. Inv | 150½ | −1½ | K2.75 | 1.0 | 2.4 |
| 146 | 110 | Scottish Inv | 143½ | −1 | 3.2 | 1.0 | 3.0 |
| 26 | 15 | Do. Warrants | 25 | — | — | — | — |
| 118 | 74 | Scot & Merc 'A' 5p | 90 | +1 | 4.6 | 1.0 | 6.8 |
| 119½ | 90 | Scot. Mort. & Tst | 117 | −1 | t2.3 | 1.1 | 2.6 |
| 93½ | 85½ | Scot National Tst Inc | 91 | — | t6.3 | 1.1 | 9.4 |
| 52 | 23½ | Do Cap | 42 | −½ | — | — | — |
| 113¼ | 106¼ | Do Stepped Prf | 112¼ | — | t5.25 | — | 6.4 |
| 108½ | 98¼ | Do Zero Div Prf | 108½ | — | — | — | — |
| 15 | 4½ | Do Warrants | 11 | — | — | — | — |
| 850 | 655 | Sec. Alliance Tst | 848 | −2 | 23.0 | 1.0 | 3.6 |
| 154 | 83 | Second Market Inv 50p | 154 | — | 0.33 | 1.9 | 0.3 |
| 121 | 94 | Securities Tst Scot | 117 | −1 | F4.4 | 1.0 | 5.0 |
| 89 | 69 | Select. Assets 10p | 86 | −1 | a0.66 | ♦ | 1.0 |
| 102 | 84 | Do Eq Ind Ln ser I | 102 | +1 | — | — | — |
| 102 | 84 | Do. Eq Ind Ln ser II | 102 | +1 | — | — | — |
| 254 | 208 | Shires Inv. 50p | 252 | −2 | a15.49 | ♦ | 8.2 |
| £127½ | £111½ | Do. 11pc Cnv. Ln | £125½ | — | Q11% | — | 8.8 |
| 125 | 91 | Smaller Cos Int Tst | 124 | −1 | t1.5 | 1.0 | 1.6 |
| 62 | 50 | Sphere Inv. Tst | 60 | −2 | ♦a2.06 | — | 4.6 |
| 16 | 7 | Do. Wrrnts | 15 | — | — | — | — |
| 126 | 95 | Strata Investments | 124 | — | 0.7 | 1.6 | 0.8 |
| 117 | 93 | Stratton Inv. Tst | 117 | — | a0.24 | 1.2 | 0.3 |
| 129 | 81 | TR Australia Trust | 124 | — | F3.5 | 1.1 | 3.8 |
| 88½ | 65 | TR City of London Dfd | 87 | −1½ | F3.08 | 1.0 | 4.7 |
| 63½ | 32 | TR Pacific Inv Tst 5p | 63½ | +½ | 1.0 | 1.8 | 2.1 |
| 56½ | 40½ | TR Prop. Inv. Tst | 55½ | −½ | F0.88 | 1.3 | 2.1 |
| 69 | 48 | TR Technology | 56 | −½ | b1.4 | — | 3.3 |
| 100¼ | 72½ | Do. Stepp'd Pf | 77¼ | — | F5.0 | — | 8.6 |
| 100½ | 85½ | Do. Zero Pf | 92½ | −½ | — | — | — |
| 143 | 106 | TR Trustees Corpn | 142½ | −½ | F2.5 | 0.8 | 2.3 |
| 246 | 194 | Temple Bar | 243 | −1 | t6.95 | 1.0 | 3.8 |
| £100½ | £94½ | Do 6pc Cnv.Ln 2002 | £98¼xd | — | Q6% | — | 6.1 |
| 102 | 89 | Throgmorton Dual Tst Inc | 96 | — | 6.0 | 1.1 | 8.3 |
| 370 | 265 | Do. Cap. 1p | 370 | — | — | — | — |
| 453 | 367 | Throgmorton Trust | 453 | — | 13.25 | ♦ | 4.0 |
| 250 | 200 | Do. Warrants | 245 | — | — | — | — |
| 134 | 108 | Throg USM Tst 50p | 133 | −1 | 1.6 | 1.3 | 1.6 |
| 65 | 37½ | Do Warrants | 64 | −1 | — | — | — |
| 331 | 283 | Tor. Invest. Inc | 331 | — | 21.0 | 1.2 | 8.5 |
| 705 | 595 | Do. Cap | 705 | — | 2.1 | 1.2 | 0.4 |
| 196 | 151 | Tribune Invest | 195 | −1 | t3.6 | 1.3 | 2.5 |
| 93 | 80 | Triplevest Inc. 50p | 87 | — | t14.53 | 1.0 | 22.3 |
| 1519 | 1144 | Do. Capital £1 | 1505 | −10 | — | — | — |
| 139 | 103 | USDC Inv. Tst | 134 | −2 | 1.3 | — | 1.3 |
| 59 | 46 | Value & Inc. 10p | 58½ | −½ | F1.54 | 1.3 | 3.5 |
| 136 | 117 | Do. 6¼pc Cv. Pf | 125 | — | 6¼% | — | 6.7 |
| 175 | 101 | Vantage Securities 10p | 157 | −8 | 2.6 | 1.1 | 2.2 |
| 59 | 46½ | Viking Resources | 56½ | — | ♦2.0 | 1.1 | 4.7 |
| 250 | 165 | Welsh Indl Inv Tst 5p | 175 | — | — | — | — |
| 134½ | 101 | Witan Inv | 132¼ | −1½ | F2.75 | 1.1 | 2.8 |
| 68 | 34 | Do. Warrants | 66 | −2 | — | — | — |
| 126 | 108 | Yeoman Inc 12½p | 117 | — | M10.3 | 1.0 | 11.7 |
| 141 | 88 | Do. Cap. 1p | 141 | — | — | — | — |

### Finance, Land, etc

| High | Low | Stock | Price | + or − | Div Net | C'vr | Y'ld Gr's | P/E |
|---|---|---|---|---|---|---|---|---|
| 86 | 56 | A.C. Holdings 5p | 79 | — | b0.83 | 6.2 | 1.4 | 15.2 |
| 271 | 192 | Abingworth 10p | 268 | — | 1.25 | 0.8 | 0.6 | — |
| 106 | 43 | Aitken Hume | 66 | +1 | t2.5 | 2.6 | ♦ | 9.8 |
| 183 | 20 | Amalgamated F. Invs | 23½ | −½ | — | — | — | 34.0 |
| 109 | 64 | Argyle Trust | 108 | — | ♦4.0 | 0.9 | 5.2 | 26.2 |
| 91 | 66 | Asset Trust 10p | 85 | — | ♦3.5 | 1.6 | 5.5 | 15.3 |
| 87 | 68 | Assoc.-Henriques 5p | 83 | — | t2.5 | 0.8 | 4.0 | 34.1 |
| 100 | 70 | Atlantic Secs | 93 | — | — | — | — | — |
| 333 | 187 | Authority Inv. 20p | 238 | — | t6.0 | 2.5 | 3.5 | 11.4 |
| 114 | 92 | BWD Secs. 10p | 107 | +1 | a3.75 | 3.3 | 4.7 | 8.6 |
| 175 | 134 | Baltic 5p | 157 | — | t2.8 | 5.1 | 2.4 | 9.5 |
| 135 | 101 | Do 7pc Cnv Red Prf | 118 | — | 7% | — | 7.9 | — |
| *£42¼ | £36⅞ | Baltica Hldg DK100 | £36½xr | +¼ | Q7% | 5.4 | 1.6 | 11.8 |
| 195 | 130 | Berkeley Govett & Co | 188 | +5 | t010c | 3.1 | 3.1 | 10.5 |
| 95 | 60 | Biotech. Invs. 2cts | 72 | — | 1.0c | — | 0.8 | — |
| 90 | 52 | Bremner | 62 | +4 | a0.19 | 4.5 | ♦ | 70.1 |
| 129 | 89 | Britannia Arrow | 123 | −2 | 5.5 | 1.7 | 6.0 | 12.1 |
| £125½ | £108½ | Do. 9pcCv 95-2000 | £121½ | −2 | Q9% | — | 7.4 | — |
| 340 | 200½ | Brit. & Comm. 10p | 233 | −5 | t8.0 | 1.9 | 4.6 | 14.0 |
| 80 | 32 | Do. 4.75pc Cnv Prf | 68 | — | 4.75 | — | 10.6 | — |
| £113 | £75 | Do. 7¼pc Cv 2000 | £86 | −2 | Q7¼% | — | 9.0 | — |
| 138 | 82 | Burns-Anderson 10p | 106 | +2 | 4.1 | ♦ | 5.2 | ♦ |
| 14 | 5 | Cambium Vent. Cp. 5p | 6½ | — | — | — | — | — |
| 528 | 260 | Candover Inv | 528 | — | t9.0 | 1.3 | 2.3 | 50.7 |
| 190 | 75 | Centreway Trust 10p | 80 | — | 0.5 | 7.0 | 0.8 | 19.1 |
| 78 | 28 | Clayton Robard A50c | 61 | +1 | Q5c | — | 4.0 | — |
| 205 | 162 | Close Bros | 205 | — | 5.0 | 2.1 | 3.3 | 19.3 |
| 110 | 83 | Dominion Int. 20p | 93 | +1 | t5.5 | 1.5 | 7.9 | 10.0 |
| £21 | £19½ | Duncan (W.) & G £1 | £21 | — | 20.0 | 2.8 | 1.3 | 33.9 |
| 46 | 35 | EFT Group | 45 | +1½ | t0.35 | 6.0 | 1.0 | 19.3 |
| 203 | 153 | Edinburgh Fd. Man | 199 | +1 | ♦9.5 | 2.7 | 6.4 | 8.1 |
| 51 | 36 | Ex Lands 10p | 41 | −2 | 0.9 | 3.5 | 2.9 | 11.9 |
| 55 | 39 | Flextech 10p | 55 | +1 | — | — | — | ♦ |
| 253 | 184 | Frost Group | 238 | — | t7.0 | 1.6 | 4.1 | 18.4 |
| 74 | 41 | GPG | 42 | — | 1.74 | ♦ | 5.5 | ♦ |
| 186 | 128 | G. T. Mngmt. 1p | 182 | — | ♦5.0 | 2.0 | 3.7 | 17.3 |
| 82 | 65 | GT Venture Inv 50p | 81 | — | 1.0 | 1.1 | 1.6 | — |
| 20 | 6 | Do. Wrrnts | 20 | — | — | — | — | — |
| 512½ | 360 | Gen Oriental $0.10 | 508½ | — | Q50c | ♦ | 5.7 | ♦ |
| 99½ | 94 | Govett Am. Endeav | 99 | +1 | Z0h¼c | — | 3.8 | — |
| 75 | 50 | Guidehouse 1p | 51 | +1 | t1.0 | 4.2 | 2.6 | 11.9 |
| 50 | 26 | Do. Warrants | 26 | — | — | — | — | — |
| £32½ | £25 | Hafnia Inv | £30¾ | +⅝ | Q7% | 5.2 | 1.9 | 10.1 |
| 188 | 118 | Hambros Adv. Tech | 151 | −3 | — | — | — | — |
| 465 | 395 | Harvey & T. 20p | 428 | — | t12.0 | 2.3 | 3.8 | 14.9 |
| 117 | 57½ | Haw Par S$1 | 103 | +1 | t06.36c | 3.5 | 1.8 | 15.9 |
| 810 | 545 | Henderson Adm Gp | 755 | −5 | t27.0 | 1.2 | 4.8 | 23.4 |
| 191 | 135 | Hunting Gibson | 168 | +3 | t6.0 | 3.0 | 4.8 | 9.2 |
| 103 | 64 | FICO | 78xd | — | 4.0 | 1.9 | 6.8 | 10.4 |
| 198 | 59 | Intl City Hldgs | 80 | −1 | 7.5 | 1.3 | 12.5 | 7.5 |
| 635 | 390 | Int. Inv. Tst. Jsy £1 | 610 | — | M013.5 | — | 2.2 | — |
| 48 | 34 | Investment Co | 39 | — | th0.65 | 3.5 | 2.2 | 16.8 |
| 145 | 111 | Ivory & Sime 0.1p | 138 | — | 5.75 | 0.9 | 5.6 | 25.9 |
| 545 | 375 | Jersey General | 505 | — | ♦ | — | — | — |
| 167 | 80 | Johnson Fry 10p | 155 | — | ♦12.5 | 3.3 | 2.2 | 18.7 |
| 130 | 95 | Kakuzi KSh | 118 | — | Q100c | 1.9 | 2.8 | 18.5 |
| 175 | 118 | L.I.T. Hldgs | 122 | −3 | Fa7.5 | 1.4 | 8.4 | 7.9 |
| 38 | 24 | Lndn & Assc Inv 10p | 36 | — | th0.33 | 3.4 | 1.2 | 31.8 |
| | | For London Entertain see Stratagen Grp. | | | | | | |
| 182 | 153 | London Forfaiting | 188 | −1 | a6.5 | 2.3 | 4.8 | 11.0 |
| 123 | 95 | Lon. Merchant | 117 | −1 | 3.0 | 2.0 | 3.4 | 19.7 |
| 114 | 84 | Do. Defd | 114 | — | — | — | — | — |
| £117 | £97 | Do. 7½pcCv 2000-05 | £109 | — | Q7½% | — | 7.1 | — |
| 111 | 81 | MAI 5p | 94 | — | 4.25 | 2.0 | 6.0 | 9.4 |
| 400 | 261 | M. & G. Group | 328 | — | 8.5 | 2.4 | 3.5 | 16.2 |
| 239 | 180 | Majedie Invs. 10p | 237 | −2 | 6.5 | 1.0 | 3.7 | 35.7 |
| 105 | 78 | Melville Street Invs | 81 | — | 2.0 | 1.3 | 3.3 | 30.3 |
| 38 | 21 | Do. Warrants | 23 | — | — | — | — | — |
| 453 | 280 | Mercury Ast Mgt 5p | 453 | — | t12.0 | 3.0 | 3.5 | 11.6 |
| 160 | 102 | Nat Home Loans 75p | 102 | — | 7.01 | 1.6 | 9.2 | 9.2 |
| 108 | 81 | Do. 7½pc Cv Pf | 85 | — | 7½% | — | 11.8 | — |
| £160 | £92½ | Do. 8½pc Cv.Ln 2005 | £182½ | — | Q8% | — | 7.8 | — |
| 71 | 60 | Neomatic Venture Cap. 5p | 64 | — | — | — | — | — |
| 80 | 60 | Oceana Cons | 68 | — | 1.1 | 2.1 | 2.2 | 29.0 |
| 70 | 50 | Parambe 10p | 57 | — | 1.45 | 1.3 | 3.4 | 29.4 |
| *357 | 38 | Parrish 5p | 78 | −2 | — | — | — | — |
| 129 | 80 | Perpetual | 86 | −2 | 2.5 | 2.7 | 3.9 | 12.6 |
| 625 | 353 | Portugal Fd. Ptg. Rd. Pf | 500 | −35 | — | — | — | — |
| 208 | 168 | Rathbone Bros. 5p | 198 | −5 | t4.8 | 2.9 | 3.2 | 13.5 |
| 95 | 78 | Renaissance Hldgs | 95 | +3 | a2.6 | 1.1 | 3.6 | 32.9 |
| 28 | 21 | Do. Warrants | 28 | — | — | — | — | — |
| 43 | 34 | Rutland Trust 1p | 39 | — | t0.24 | 6.9 | 0.8 | 23.5 |
| 954 | 593 | Siam Fd. Red. Prf | 881 | +6 | — | — | — | — |
| *164 | 95 | Silvermines 2½p | 124 | — | Q26.2% | 3.1 | 4.2 | 11.6 |
| 92 | 62 | Singer & Friedlander | 68 | — | M2.0 | 2.7 | 3.9 | 16.8 |
| 193 | 131 | Smith New Court | 158 | +4 | t8.0 | 3.8 | ♦ | 5.3 |
| 117 | 76 | Do. Cnv Prf 50p | 98 | — | 6.5 | — | 9.6 | — |
| 245 | 156 | Stratagen Grp 20p | 195 | +10 | 3.0 | 3.4 | 2.1 | 19.1 |
| 178 | 171 | Sumit 100p | 174 | −1 | t2.0 | 1.1 | 3.1 | — |
| 161 | 105 | Templeton Garth $0.01 | 154 | −3 | Q10c | 2.7 | 3.5 | 10.4 |
| 701 | 445 | Thai Euro Fd. Ptg | 575 | −35 | — | — | — | — |
| 225 | 160 | Transcont. Serv. 50c | 285 | +5 | Q9.57 | 0.7 | 2.7 | 32.0 |
| 100 | 60 | Do. Warrants | 85 | — | — | — | — | — |
| 40 | 15 | Tranwood 5p | 36½ | — | 1.5 | ♦ | 5.7 | ♦ |
| 14½ | 5 | Do. Wrrnts | 14½ | +1 | — | — | — | — |
| 165 | 116 | Tyndall Hldgs | 139 | — | t5.0 | 1.9 | 4.8 | (13.2) |
| 207½ | 158 | UTC Group | 200 | — | t8.0 | 1.8 | 5.4 | 12.4 |
| 15 | 3 | Warrior Industries | 8½ | — | — | — | — | — |
| 133 | 83 | Westpool Inv | 133 | +1 | 1.8 | 1.6 | 1.8 | 45.0 |
| 43 | 23 | Yelverton Inv. 5p | 35 | — | — | — | — | 27.7 |
| 80 | 38 | York Trust 10p | 59 | +1 | t2.0 | 3.8 | 4.5 | 6.4 |

## OIL AND GAS

| High | Low | Stock | Price | + or − | Div Net | C'vr | Y'ld Gr's | P/E |
|---|---|---|---|---|---|---|---|---|
| 38 | 13 | Aberdeen Pet 10p | 16 | — | — | — | — | — |
| 18 | 3 | Adelaide Pet. NL | 4 | — | — | — | — | — |
| 28 | 11 | AmBrit Intl | 13 | — | — | — | — | — |
| 19 | 10½ | Arabex Pet NL | 17½ | — | ♦ | — | — | — |
| 84 | 46 | Aran Engy 20p | 60 | −1½ | — | — | — | — |
| 11 | 4¼ | Atlantic Res Ir£.05 | 8½ | — | — | — | — | — |
| 95 | 35 | Atlantis Resources | 45 | — | — | — | — | — |
| 18 | 6 | Aviva Petroleum | 8½ | −¼ | — | — | — | — |
| 9½ | 2 | BOM Hldgs 2½p | 2½ | — | — | — | — | 23.6 |
| 18 | 6 | Barrack Energy 10c | 15 | — | — | — | — | — |
| 50 | 25 | Bridge Oil | 47 | — | — | — | — | — |
| 540 | 450 | Brit. Borneo 10p | 540 | — | t23.5 | 1.4 | 5.8 | 14.6 |
| 193 | 154½ | British Gas | 189 | −1½ | t8.0 | 2.3 | 5.8 | 10.1 |
| 302 | 233 | Brit. Petroleum | 271½ | −4½ | t12.5 | 1.6 | 6.1 | 13.2 |
| 180 | 84 | Do. (Part/Pd) | 167½ | −4½ | t12.5 | 1.6 | 6.0 | 13.5 |
| 86 | 75 | Do. 8pc Pf. £1 | 78 | — | 5.6% | — | 9.6 | — |
| 7 | 2½ | Bula Res Ir£0.025 | 3½ | — | — | — | — | — |
| 582 | 430 | Burmah £1 | 562 | +6 | t16.5 | 2.5 | 3.9 | 12.3 |
| £94 | £87 | Do. 8½pcLn 91-96 | £89 | — | Q8½% | 29.0 | 10.4 | — |
| 257 | 180 | Cairn Energy £1 | 242 | −1 | — | — | — | — |
| 420 | 240 | Calor Group 5p | 415 | −1 | t16.0 | 1.9 | 5.1 | 13.7 |
| 218 | 139 | Century 10p | 198 | −5 | 6.0 | 1.8 | 4.2 | 16.5 |
| £28¾ | £21⅛ | Chevron Con. $3 | £28¼xd | +½ | Q$2.40 | 1.9 | 4.7 | 11.2 |
| *49 | 12½ | Claremont (UK) 1p | 12½ | +¼ | — | — | — | — |
| 119 | 66 | Cluff Res | 76 | −2 | — | — | — | — |
| 36 | 17 | Do. Warrants | 20 | −1 | — | — | — | — |
| *139 | 86 | Clyde Petroleum | 117 | −2 | M1.0 | — | 1.1 | 48.3 |
| £20¾ | £13½ | Coastal Cpn $0.33 | £20¼ | +¼ | Q40c | — | 1.1 | — |
| 10 | 5 | Command Pet. N.L. | 7 | — | — | — | — | — |
| 20 | 15½ | Com-Tek Res | 17 | — | — | — | — | — |
| 69 | 32 | Conroy Pet 5p | 54 | −1 | — | — | — | — |
| 221 | 155 | Consolidated Brinco | 205 | +3 | — | — | — | — |
| 74 | 38 | Crusader 20c | 55 | — | Q2.5c | 2.9 | 2.2 | 15.7 |
| 14 | 4 | Cultus Res NL A$2 | 13 | — | ♦ | — | — | — |
| 34 | 24 | Edinburgh Oil | 28 | — | — | — | — | — |
| £108½ | £98 | ELF UK 12¼ Ln | £101½ | −½ | Q12¼% | — | 12.1 | — |
| 695 | 257 | Enterprise Oil | 534 | −6 | t9.5 | 2.2 | 2.4 | 22.1 |
| £102 | £94 | Do. 10½pc 2013 | £99½ | — | Q10½% | — | 10.8 | — |
| 13½ | 6 | Evergreen Res. | 7½ | — | — | — | — | — |
| 153 | 63 | Ex. Co. Louisiana 1c | 106 | −1 | — | — | — | — |
| £28⅛ | £20⅞ | Exxon | £26⅞xd | −⅛ | Q$2.20 | — | 4.6 | — |
| 26½ | 9½ | Fairhaven Intl. 20c | 11½ | −¼ | — | — | — | — |
| 21½ | 4½ | Falmouth Pet | 14 | — | — | — | — | — |
| 76 | 23 | Firstland Oil 10p | 36 | — | — | — | — | — |
| 36 | 17½ | Floyd Energy 10p | 17½ | +¼ | — | — | — | — |
| 7 | 2½ | Gaelic Resources | 4 | — | — | — | — | — |
| 17 | 7 | Genoa Res & Inv | 10 | — | — | — | — | — |
| 393 | 295 | Global Nat Res | 317 | +9 | — | — | — | — |
| *126½ | 75½ | Goal Pet 5p | 101½ | −4 | g1.0 | 1.3 | 1.3 | 79.8 |
| 133 | 100 | Gt. Western Res. All | 128xd | — | 5.0 | ♦ | 5.2 | ♦ |
| 30 | 16 | Gulfstream Res | 21 | +½ | — | — | — | — |
| £17¼ | £11⅞ | Hamilton Oil Corp | £14¼ | +⅝ | Q10c | — | 0.4 | — |
| 270 | 133 | Highland Particpts | 266 | — | 21.0 | — | 0.5 | — |
| 200 | 160 | Hunting P.S. | 175 | — | 9.0 | 1.3 | 6.9 | 11.1 |
| £117½ | £95½ | Do. 10pcCnv.Ln. '97 | £99½ | — | Q10% | 9.9 | 10.1 | — |
| 351 | 98 | Intl Pet Crpn | 185 | +2 | — | — | — | — |
| 51 | 13 | Jebsens Drilling | 43 | −6 | — | — | — | — |
| 25 | 12 | KCA Drilling 1p | 16 | — | — | — | — | 4.2 |
| 76 | 27½ | Kelt Energy 10p | 50½ | +1½ | — | — | — | — |
| 100 | 52 | Do. 6pc Cv. Prf | 75 | +4 | 6% | — | 10.7 | — |
| 74 | 53 | Kingston Oil & Gas 50p | 60 | — | Q1.75c | 5.9 | 1.7 | 9.9 |
| 3½ | 1½ | Lennard Oil 50c | 2 | — | — | — | — | — |
| 595 | 271 | LASMO | 496 | −6 | 7.7 | 1.5 | 2.1 | 39.8 |
| 195 | 135 | Do. "Ops" 10p | 168 | — | 27.17 | — | 18.9 | — |
| 115½ | 101 | Do. 9¾pc CnRdPf £1 | 108½ | — | 9.63% | — | 11.8 | — |
| 43 | 12 | Lysander Pet. 5p | 14 | — | — | — | — | 32.4 |
| 5 | 1½ | Magnet Group A 10c | 3 | — | — | — | — | — |
| 34 | 18 | Marinex 10p | 22 | — | n | — | — | — |
| 8 | 2 | Meridian Oil NV | 4½ | +½ | — | — | — | — |
| 70 | 18 | Monarch Pet. A$2 | 21 | — | — | — | — | — |
| 27 | 11 | Monument Oil 5p | 19½ | — | — | — | — | — |
| 27 | 14½ | New London 5p | 19½ | −½ | — | — | — | — |
| 32½ | 14 | NZ Oil & Gas NZ$0.50 | 29½ | — | — | — | — | — |
| *£12¼ | £8⅛ | Norsk Hydro Kr20 | £11⅞ | +⅛ | gQ24% | 0.9 | 3.4 | 32.4 |
| 50 | 30 | Nth Sea Gen | 44 | — | 20.5 | — | 1.5 | 16.5 |
| 90 | 45 | OIS Group | 76xd | — | ♦ | — | — | — |
| 24 | 10½ | Ohio Res | 18½ | +¼ | — | — | — | — |
| 3 | 1½ | Pan Pacific Pet | 2½ | −½ | — | — | — | — |
| 69 | 46 | Petrocon 12½p | 59 | — | — | — | — | — |
| £245 | £133 | Petrofina SA | £203 | −3 | BFr390 | 2.7 | 2.8 | 13.1 |
| 18 | 5½ | Petrogen Petroleum | 5½ | — | ♦ | — | — | — |
| 118 | 52 | Pict. Pet. 5p | 115 | +1 | — | — | — | — |
| 86 | 46 | Premier Cons. 5p | 81½ | −2 | — | — | — | 29.8 |
| 380 | 221 | Ranger Oil | 327 | +3 | — | — | — | — |
| £34½ | £29⅜ | Royal Dutch Fl 5 | £34⅜ | — | Q128% | 1.8 | 5.6 | 10.0 |

## OIL AND GAS—Contd

| High | Low | Stock | Price | + or − | Div Net | C'vr | Y'ld Gr's | P/E |
|---|---|---|---|---|---|---|---|---|
| 59 | 6½ | Sandpiper Oil | 12 | — | — | — | — | — |
| 211 | 134 | Santos A0.25c | 174 | — | Q17.3c | 4.1 | 5.0 | 4.9 |
| 217 | 133 | Sceptre Res | 188 | — | — | — | — | — |
| 392 | 319 | Shell Trans. Reg | 371 | −6 | th16.0 | 1.6 | 5.8 | 12.6 |
| 76 | 60 | Do. 7pcPf. £1 | 69 | — | 4.9% | — | 9.5 | — |
| 400 | 163 | Silkolene | 400 | — | 19.0 | 4.1 | 3.0 | 10.9 |
| 25 | 10 | Southwest Res. 40p | 12 | — | ♦ | — | — | 11.9 |
| 176 | 91 | Sovereign Oil | 172 | −3 | — | — | — | 45.6 |
| 17 | 11 | TR Energy 10p | 12½ | — | — | — | — | — |
| £113½ | £90 | Texaco 8pc Cnv | £112 | — | Q8% | — | 7.1 | — |
| £38½ | £28¾ | Total-Cie Fr Pet B | £37½ | −⅛ | Q40% | — | 4.9 | — |
| 200 | 119 | Triton Europe 5p | 158 | — | — | — | — | 33.6 |
| 34 | 12 | Tuskar Res Ir 5p | 16½ | −½ | — | — | — | — |
| *323 | 168 | Ultramar | 311 | −5 | t6.7 | 1.2 | 2.9 | 36.6 |
| 99 | 44 | Woodside A50c | 96 | — | — | — | — | — |

## OVERSEAS TRADERS

| High | Low | Stock | Price | + or − | Div Net | C'vr | Y'ld Gr's | P/E |
|---|---|---|---|---|---|---|---|---|
| 110 | 68 | Afex Corp US $1.50 | 75 | — | Q8c | 2.1 | 5.8 | 8.3 |
| 83 | 51 | African Lakes | 73 | — | 1.5 | 4.7 | 2.7 | 9.8 |
| 346 | 205 | Antofagasta Hldgs | 345 | +1 | tQ10.0 | 3.4 | 2.9 | (11.2) |
| 68 | 48 | Do. 5pc Cum Prf £1 | 50 | — | Q4.9 | — | 9.6 | — |
| 54 | 33 | Boustead 10p | 51 | — | t0.5 | 4.9 | 1.3 | 17.0 |
| *153 | 112 | Chillington Cpn | 142xd | −2 | M7.7 | 1.1 | 7.2 | 17.2 |
| 57 | 18 | Cons Afex Corp (US$) | 43 | — | Q2.75c | 1.7 | 3.5 | 16.9 |
| 130 | 76 | Finlay (James) | 114 | −3 | 4.15 | 1.1 | 4.9 | 25.4 |
| 12 | 8 | First Pac Co. 1c | 12 | +1 | b00.45c | 5.4 | 2.1 | 8.9 |
| £40 | £30 | Gt Great Nordic £10 | £32 | — | 12% | — | 3.1 | — |
| *66 | 43 | Grand Central 10p | 60 | — | tq0.8 | 2.5 | 1.8 | 24.8 |
| 709 | 548 | H'rls'ns. Cros. £1 | 698 | −9 | M29.0 | 1.7 | 5.5 | 14.1 |
| 245 | 155 | Inchcape | 235 | −3 | t6.75 | 2.7 | 3.8 | 11.5 |
| 425 | 163 | Lonrho | 337xd | −5 | 13.0 | q1.9 | 5.1 | 11.9 |
| 71 | 41 | Ocean Wlsns. 20p | 41 | −2 | 2.5 | 2.4 | 8.1 | 5.6 |
| 365 | 291 | Pat'son. Zoch. 10p | 323 | −1 | 7.8 | 3.4 | 3.2 | 11.2 |
| 355 | 291 | Do. 'A' N/V 10p | 323 | −1 | 7.8 | 3.4 | 3.2 | 11.2 |
| *318 | 228 | Polly Peck Intl 10p | 315 | +1 | H12.2 | 5.1 | 5.2 | 7.8 |
| £185 | £147 | Do.9pcCvLn'03-08 | £177 | +3 | Q9% | — | 5.1 | — |
| 186 | 115 | REA Hldgs | 184 | — | M3.0 | — | 2.2 | — |
| 97 | 52 | Sime Darby M$0.5 | 95 | — | tQ11c | 1.3 | 2.3 | 33.2 |
| 112 | 72 | Tozer Kems. 20p | 111½ | −½ | t2.1 | 4.7 | 2.5 | 9.9 |
| 73 | 20 | Utd Plnts Africa R0.50 | 23 | — | tQ7.5c | 3.7 | 10.1 | 2.6 |

## PLANTATIONS

### Rubbers, Palm Oil

| High | Low | Stock | Price | + or − | Div Net | C'vr | Y'ld Gr's |
|---|---|---|---|---|---|---|---|
| 100 | 55 | Anglo-East Plants | 94 | — | — | — | — |
| 110 | 65 | Bertam 10p | 79 | — | 1.2 | 1.4 | 2.3 |
| 82 | 47 | Cons. Plants M$0.5 | 64 | — | Q17c | 1.1 | 5.3 |
| 127 | 77 | Harrisons Mly. Pl. M$1 | 127 | — | Q18c | 1.7 | 2.8 |
| 61 | 43 | Highlands M$0c | 54 | — | Q10c | 0.8 | 3.7 |
| 104 | 54 | Kuala Kepong M$1 | 87 | — | ♦Q17.5c | ♦ | 4.4 |
| 50 | 33 | Lendu Hldgs. 5p | 50 | — | b0.38 | 2.4 | 0.8 |
| 81 | 58 | Rowe Evans Inv. 10p | 66 | −1 | 1.5 | 1.4 | 3.0 |

### Teas

| High | Low | Stock | Price | + or − | Div Net | C'vr | Y'ld Gr's |
|---|---|---|---|---|---|---|---|
| 1200 | 855 | Assam Dooars £1 | 1200 | — | 10.0 | 3.7 | 1.1 |
| £26 | £19 | Lawrie Grp. £1 | £26 | — | 45.0 | 1.1 | 2.3 |
| 235 | 190 | Moran 10p | 200 | — | 3.0 | 1.0 | 2.0 |
| 800 | 610 | Williamson £1 | 800 | +25 | 20.0 | 1.9 | 3.3 |

## MINES

### Central Rand

| High | Low | Stock | Price | + or − | Div Net | C'vr | Y'ld Gr's |
|---|---|---|---|---|---|---|---|
| 484 | 126 | Durban Deep R1 | 126 | — | — | — | — |
| 449 | 222 | East Rand Prp. R1 | 263 | +1 | — | — | — |
| 65 | 12 | Egoli Cons. R0.50 | 15 | — | Q12c | 1.3 | 18.2 |
| £49¼ | £32⅛ | Randfont'n Est. R2 | £34 | −½ | Q1150c | 3.9 | 8.2 |
| 70 | 14½ | Simmer & Jack R0.02 | 14½ | −2½ | Q20c | 1.0 | 31.4 |
| 155 | 57 | West Rand R1 | 75 | — | ‡040c | 2.1 | ‡ |

### Eastern Rand

| High | Low | Stock | Price | + or − | Div Net | C'vr | Y'ld Gr's |
|---|---|---|---|---|---|---|---|
| 96½ | 32½ | Bracken 90c | 33 | — | Q45c | 1.2 | 34.9 |
| 146 | 19 | Cons Mod'tein 5c | 21 | — | gQ53.3 | — | 20.6 |
| 403 | 187 | East Dagga R1 | 231 | +9 | Q78c | — | 7.7 |
| £13¼ | 725 | Eastern Trns. Cn. 50c | 725 | — | tQ310c | 3.7 | 10.1 |
| 341 | 147 | ERGO R0.50 | 169 | +8 | Q115c | 1.9 | 15.5 |
| 149 | 54 | Grootvlei 25c | 54 | — | Q70c | 1.2 | 29.5 |
| 889 | 433 | Kinross R1 | 483 | −5 | Q270c | 1.2 | 13.7 |
| 95½ | 34 | Leslie 65c | 37 | — | Q50c | 1.2 | 36.7 |
| 100 | 40 | Marievale R0.25 | 48 | — | — | — | — |
| 28 | 3 | Modder B Gold Hldgs | 3 | −2 | — | — | — |
| 87 | 22 | Rand Ext & Expl 50c | 25 | — | — | — | — |
| 40 | 6 | Roodepoort Gold | 7 | — | — | — | — |
| 131 | 45 | S. African Ld. 35c | 45 | — | Q60c | ♦ | 30.4 |
| 133 | 43 | Viakfontein 20c | 43 | — | t030c | 3.3 | ‡ |
| £12⅝ | 674 | Winkelhaak R1 | 779 | +4 | Q315c | 3.1 | 9.6 |
| 54 | 8 | Wit. Nigel 25c | 8 | — | — | — | — |

### Far West Rand

| High | Low | Stock | Price | + or − | Div Net | C'vr | Y'ld Gr's |
|---|---|---|---|---|---|---|---|
| 360 | 187 | Blyvoor 25c | 198 | −4 | F0100c | 1.5 | 12.0 |
| £10½ | 582 | Buffels R1 | 786 | +4 | Q585c | 1.8 | 16.9 |
| 238 | 110 | Deelkraal R0.20 | 143 | +1 | t070c | 2.0 | 11.6 |
| 131 | 68 | Doornfontein R0.25 | 71 | −2½ | ‡045c | 2.0 | ‡ |
| 738 | 465 | Driefontein R0.50 | 490 | −5 | Q200c | 1.4 | 9.6 |
| 484 | 182 | Elandsrand Gld. 20c | 252 | −6 | Q95c | 1.6 | 8.6 |
| 197 | 48 | Elsburg R1 | 48 | — | Q10.4c | 1.0 | 4.9 |
| 511 | 293 | Hartebeest 10c | 321 | −6 | tQ153c | 1.7 | 11.3 |
| 780 | 440 | Kloof Gold R0.25 | 443 | +2 | Q140c | 2.7 | 7.4 |
| 232 | 78 | Libanon R0.20 | 90 | — | ‡Q85c | 1.9 | ‡ |
| £28½ | £13⅛ | Southvaal 50c | £16 | −⅛ | Q710c | ♦ | 10.9 |
| 340 | 154 | Stilfontein 50c | 180 | +1 | Q150c | 1.4 | 19.0 |
| £63⅛ | £33¼ | Vaal Reefs 50c | £48 | −1¼ | Q1900c | 1.7 | 10.8 |
| 238 | 57 | Venterspost R0.25 | 58 | +1 | ‡080c | 1.5 | ‡ |
| 307 | 78 | Western Areas R1 | 78 | −5 | — | — | — |
| £24¼ | £14⅛ | Western Deep R2 | £15⅛ | −⅛ | Q500c | 2.5 | 7.5 |
| 99 | 48 | Zandpan 10c | 60 | — | Q25.6c | 1.0 | 9.7 |

### O.F.S.

| High | Low | Stock | Price | + or − | Div Net | C'vr | Y'ld Gr's |
|---|---|---|---|---|---|---|---|
| 313 | 149 | Beatrix Mines | 168 | — | t068c | 1.0 | 9.2 |
| 738 | 378 | F.S. Cons. Gold 50c | 422 | +2 | Q310c | 2.4 | 16.7 |
| 294 | 110 | Free State Dev. 10c | 138 | — | — | — | — |
| 621 | 298 | Harmony 50c | 332 | −5 | Q115c | 2.2 | 7.9 |
| 240¼ | 95 | Joel (H.J.) Gold R0.01 | 95¼ | — | — | — | — |
| 317 | 83 | Loraine R1 | 85 | −3 | Q25c | 9.1 | 7.1 |
| 676 | 350 | St. Helena R1 | 411 | +2 | tQ165c | 3.7 | 9.1 |
| 402 | 156 | Unisel | 187 | — | Q115c | 1.3 | 14.0 |

### Diamond and Platinum

| High | Low | Stock | Price | + or − | Div Net | C'vr | Y'ld Gr's |
|---|---|---|---|---|---|---|---|
| £85 | £46 | Anglo Am. Inv. 50c | £85 | — | tQ810c | 1.0 | 2.2 |
| 714 | 447 | De Beers Df. 5c | 680 | +8 | tQ110c | 2.5 | 3.7 |
| 425 | 265 | Do. 40pc Pf. R5 | 325 | — | Q200c | ♦ | 14.0 |
| 590 | 400 | Impala Plat. 20c | 530 | +4 | Q180c | 2.9 | 8.1 |
| 600 | 445 | Lydenburg 12½c | 558 | +20 | tQ150c | ♦ | 6.4 |
| 724 | 420 | Rus. Plat. 10c | 696 | −16 | tsQ220c | 1.4 | 7.4 |

### Central African

| High | Low | Stock | Price | + or − | Div Net | C'vr | Y'ld Gr's |
|---|---|---|---|---|---|---|---|
| 208 | 24 | Falcon Z50c | 32 | — | b05c | 6.1 | 4.8 |
| 25 | 19 | Wankie Col. Z$1 | 22 | — | tQ12.5c | 6.7 | 17.3 |
| 95 | 40 | Willoughby's Cons. 50p | 95 | — | 6.0 | ♦ | 8.7 |
| 28 | 9½ | Zam. Cpr. $B00.24 | 22 | — | — | — | — |

### Finance

| High | Low | Stock | Price | + or − | Div Net | C'vr | Y'ld Gr's |
|---|---|---|---|---|---|---|---|
| £7⅛ | £5⅝ | Ang. Am. Coal 50c | £6⅝ | — | Q240c | 3.2 | 7.9 |
| £10¼ | 745 | Anglo Amer. 10c | £10¼ | — | tQ225c | 2.0 | 5.1 |
| £55¼ | £36¼ | Ang. Am. Gold R1 | £37¾ | −½ | tQ1425c | 1.1 | ‡ |
| £65 | £40 | Angiovaal 50c | £57¼ | −¾ | Q650c | 4.6 | 2.6 |
| 31 | 14 | Clogau Gold 10p | 19 | — | — | — | — |
| 1432 | 758 | Cons. Gold Fields | 1420 | −7 | 32.0 | 2.7 | 5.0 |
| 916 | 505 | Genbel R1 | 635 | — | Q250c | 1.0 | 9.3 |
| *£10 | 740 | Gencor 40c | £10 | — | Q230c | 2.6 | 5.2 |
| 39 | 19 | Gold & Base 12½p | 27 | −2 | 0.4 | 1.0 | 1.9 |
| £11 | 705 | Gold Fields S.A. 5c | 995 | −3 | tQ190c | 2.0 | 4.4 |
| £88 | £60 | Jo'burg Cons. R2 | £85 | — | tQ1500c | 2.2 | 4.0 |
| £14¾ | £10 | Middle Wit. 25c | £10 | — | Q160c | 1.7 | 3.6 |
| 814 | 505 | Minorco $1.40 | 764 | −5 | Q30c | 2.1 | 2.2 |
| *752 | 460 | Monarch Res. 10p | 543 | +10 | — | — | — |
| 314 | 175 | New Wits 25c | 185 | — | Q45c | 1.6 | 5.7 |
| £17½ | 980 | OFS Invs 1c | £10¼ | — | Q807c | 4.7 | 19.0 |
| 9 | 3 | Rand London 15c | 5 | — | — | — | — |
| £13 | 800 | Rand Mines R1 | £12½ | — | Q450c | 3.2 | 8.5 |
| 444 | 238 | Rand Min. Props. R1 | 288 | — | Q120c | 2.0 | 9.5 |
| 105 | 55 | Vansa S A | 105 | — | — | — | — |
| 110 | 55 | Vogels 2½c | 110xd | — | Q40c | ♦ | 8.3 |
| 88 | 70 | Waverley Min Fin 5p | 80 | — | ‡ | — | — |
| 486 | 247 | Weltom Gold Hldgs 50c | 267 | +2 | Q209c | 1.0 | 20.1 |

### Australians

| High | Low | Stock | Price | + or − | Div Net | C'vr | Y'ld Gr's |
|---|---|---|---|---|---|---|---|
| 27 | 7½ | Acorn Securities 20c | 11½ | −1 | ♦ | — | — |
| 5½ | 2½ | Afro-West 20c | 3 | — | ♦ | — | — |
| 178 | 52 | ACM 50c | 64 | — | — | — | — |
| 92 | 68 | ACM Gold | 87 | +2 | — | — | — |
| 15 | 7 | Aquarius Expln NL | 7 | — | — | — | — |
| 25 | 9 | Arboyne 50c | 17 | — | — | — | — |
| 4 | 2 | Asia Oil & Minerals | 2½ | — | — | — | — |
| 21 | 7 | AuDAX Res 25c | 13 | — | — | — | — |
| 16 | 4½ | Australis Mining N.L. | 6 | — | — | — | — |
| 34 | 14 | Aztec Expln | 23 | +1 | Z01c | — | 2.1 |
| 42 | 23 | BHP Goldmines 25c | 25 | — | — | — | — |
| 167 | 75 | Barrack Mines | 153 | −5 | — | — | — |
| 110 | 63 | Bond Corpn. 50c | 81 | +1 | Q14c | 4.0 | 8.7 |
| 206 | 111 | Bougainville 1 Kina | 143 | +1 | tQ46% | 1.0 | 10.2 |
| 24 | 10 | Brunswick $1 | 18 | — | Q5c | — | 28.5 |
| 458 | 183 | CRA $2 | 419 | +2 | Q9.5c | 7.7 | 1.1 |
| 45 | 27 | Carr Boyd 20c | 34 | — | Q6c | ♦ | 9.1 |
| 60 | 27 | Central Pacific | 46 | — | — | — | — |
| 8 | 2½ | Cons Gld Mg Areas NL | 2½ | — | — | — | — |
| 14½ | 7 | Croesus Mining N.L. | 10 | — | Z02c | — | 9.7 |
| 32 | 8 | Delta Gold 25c | 28 | — | — | — | — |
| 85 | 35 | Dominion Mining | 72½ | +1½ | GQ4c | ♦ | 2.7 |
| 10½ | 5 | Dragon Res. 25c | 6 | — | — | — | — |
| 19 | 6 | Duke Group A$1 | 7 | — | Q4c | 0.3 | 27.7 |
| 3 | 1½ | Eagle Corp 10c | 2½ | — | — | — | — |
| 12 | 7 | Eastern Group | 11 | — | — | — | — |
| 75 | 12 | Eastmet 20c | 13 | −1 | ♦ | — | — |
| 160 | 84 | Elders Resources | 118 | −1 | Z03c | — | 1.2 |
| 248 | 82 | Emperor Mines | 232 | −2 | — | — | — |
| 10½ | 6 | Endeavour 20c | 6 | −1 | — | — | — |
| 30 | 10 | Enterprise Gld | 11 | — | — | — | — |
| 149 | 57 | Forsayth NL | 88 | — | Q10c | 4.5 | 5.5 |
| 20 | 9½ | Gem Exp & Minerals | 13½ | — | — | — | — |
| 16 | 7 | Golconda Mns NL 20c | 8 | — | — | — | — |
| 135 | 40 | GM Kalgoorlie 5c | 50 | +2 | tQ12c | 0.8 | ‡ |
| 24 | 14 | Gwalia Mins 25c | 14 | −1 | — | — | — |
| 96 | 55 | Gwalia Resources 20c | 64 | — | Q5c | — | 3.8 |
| 62 | 8 | Independent Res Ltd | 10 | — | — | — | — |
| 7 | 1½ | Indo Pacific NL | 3 | — | — | — | — |
| 124 | 13 | Jason Mining 20c | 15 | −1 | — | — | — |
| 18 | 5 | Jingellic Mnls | 7 | +1 | — | — | — |
| 60 | 7 | Julia Mines NL | 8 | — | n | — | — |
| 11 | 6 | Kalbara Min 20c | 6 | — | — | — | — |
| 204 | 114 | Kidston Gld Min 20cts | 129 | +2 | Q40c | 1.6 | 15.1 |
| 28 | 16 | Kitchener NL 25c | 21 | — | — | — | — |
| 90 | 22 | Mawson Pacific 20c | 28 | +1 | — | — | — |
| 61 | 23 | Meekatharra 25c | 61 | +7 | — | — | — |
| 91 | 64 | Metals Ex 50c | 74 | — | — | — | — |
| 435 | 205 | Metana Minerals N.L. | 233 | +5 | Q25c | ♦ | 5.4 |
| *104 | 48 | MIM Hldgs 50c | 94 | — | Q5c | 1.3 | 2.6 |
| 15½ | 7½ | Minoli Secs 25c | 10 | — | — | — | — |
| 27 | 14 | Mount Burgess 20c | 16 | — | — | — | — |
| 78 | 44 | Normandy Res NL | 69 | −1 | — | — | — |
| 163 | 89 | Nth B Peko Hill 50c | 127 | −1 | Q9c | 4.0 | 3.4 |
| *29 | 10½ | Nth Kalgurli | 13 | — | — | — | — |
| 16 | 8 | Otter Expl'n. NL | 16 | — | — | — | — |
| 206 | 80 | Pan Aust Mining 25c | 185 | +2 | — | — | — |
| 111 | 61 | Pancont 25c | 84 | −1 | Q2.5c | 7.3 | 1.5 |
| 36 | 12 | Paragon Resources NL | 13 | +1 | — | — | — |
| 101 | 36 | Paringa Mng/Exp 5p | 37 | — | ‡Q16.5c | 1.0 | ‡ |
| 30 | 8 | Pelsart Res NL | 14 | — | — | — | — |
| 414 | 50 | Placer Pac. 30cts | 110 | −1 | — | — | — |
| 391 | 131 | Renison 50c | 387 | −4 | ‡Q11.25c | 2.1 | 1.4 |
| 11 | 3 | Samson Expl'n. NL | 5 | — | — | — | — |
| 15½ | 4½ | Sandhurst Mining | 7 | — | — | — | — |
| 357 | 203 | Sons Gwalia NL | 268 | +7 | tQ45c | 1.9 | 8.4 |
| 6 | 2 | Stan. Goldfields | 2½ | — | — | — | — |
| 27 | 12 | Southern Pacific | 19 | −1 | — | — | — |
| 40 | 16 | Southern Res | 18 | — | — | — | — |
| 7½ | 4 | Southern Ventures 25c | 6 | — | ♦n0.5c | — | 4.2 |
| 15½ | 5½ | Spargos Mining NL | 6½ | — | Q1c | — | 7.4 |

## MINES—Contd

| High | Low | Stock | Price | + or − | Div Net | C'vr | Y'ld Gr's |
|---|---|---|---|---|---|---|---|
| 7 | 1½ | Swan Res 20c | 3 | — | — | — | — |
| 12 | 3 | West Coast 25c | 3½ | — | — | — | — |
| 315 | 160 | Westn. Mining 50c | 256 | +1 | Q23c | 1.4 | 4.3 |
| 145 | 65 | Whim Creek 10c | 112 | — | Q11c | 16.4 | 5.6 |

### Tins

| High | Low | Stock | Price | + or − | Div Net | C'vr | Y'ld Gr's |
|---|---|---|---|---|---|---|---|
| 55 | 25 | Ayer Hitam SM1 | 48 | — | tQ53.3c | 0.7 | ‡ |
| *130 | 67 | Geevor | 76 | — | — | — | — |
| 60 | 33 | Gopeng Berhad M$0.50 | 38 | — | tQ10c | 1.4 | ‡ |
| 111 | 36 | Jantar 12½p | 88 | — | ♦ | — | — |
| 64 | 27 | Malaysia Mng. 10c | 64 | — | tQ3.5c | 4.2 | 1.1 |
| 130 | 110 | Petaling SM1 | 120 | — | Q87c | 1.2 | 14.5 |
| 100 | 65 | Sungei Besi SM1 | 100 | — | Q70c | 1.4 | 14.0 |
| 150 | 90 | Tanjong 15p | 90 | — | — | — | — |
| 130 | 95 | Tronoh SM1 | 120 | — | ♦tQ25c | 1.0 | 4.2 |

### Miscellaneous

| High | Low | Stock | Price | + or − | Div Net | C'vr | Y'ld Gr's |
|---|---|---|---|---|---|---|---|
| 73 | 60 | Anglesey Mining 9p | 73 | — | — | — | — |
| 21 | 11 | Do. Warrants | 21 | — | — | — | — |
| 43 | 24 | Anglo-Dominion | 29¼ | +½ | — | — | — |
| 423 | 380 | Bond Intl. Gold | 406 | +2 | — | — | — |
| 145 | 40 | Butte Mining 10p | 47 | −½ | — | — | — |
| 57 | 33½ | Colby Res Corp | 41½ | −2 | — | — | — |
| 206 | 83 | Cons. Murch. 10c | 89 | — | Q30c | 2.1 | 8.6 |
| 100 | 57 | DRX Inc | 78 | — | — | — | — |
| *39 | 15½ | Ennex Int. Ir10p | 24 | +½ | — | — | — |
| 50½ | 19 | Explaura L/V 5p | 47 | −1 | — | — | — |
| 253 | 77 | Greenwich Res | 79 | −1 | n | — | — |
| £8½ | £4¼ | Hemlo Gold Mines | £6⅛ | +½ | $Q20c | — | 1.6 |
| 170 | 91 | Highwood Res | 102½ | +4 | — | — | — |
| £10 | £6⅞ | Homestake Mining $1 | £7⅞ | +⅛ | Q20c | — | 1.4 |
| 188 | 36 | McFinley Red Lake | 39 | — | n | — | — |
| 46 | 21½ | Mea Sabina Res C$1 | 23½ | +½ | — | — | — |
| 398 | 256 | Northgate C$1 | 333 | +4 | S | — | — |
| 66 | 9 | Nor-Quest Res | 17 | +¼ | — | — | — |
| 520 | 315 | RTZ 10p | 516 | −3 | t11.5 | 3.4 | 3.0 |
| £259½ | £162½ | Do. 9½pc '95-00 | £255½ | −4 | Q9½% | 37.7 | 3.7 |
| 24½ | 8½ | Thorco Res. Inc £ | 9 | +½ | — | — | — |
| 235 | 156 | Young Group 10p | 235 | +2 | L6.3 | ♦ | 3.6 |

## THIRD MARKET

| High | Low | Stock | Price | + or − | Div Net | C'vr | Y'ld Gr's | P/E |
|---|---|---|---|---|---|---|---|---|
| 114 | 63 | ASB Barnett 2p | 79 | — | — | — | — | — |
| *43¼ | 11 | Amerateur Energy 10p | 11 | — | — | — | — | — |
| 85 | 56 | Andaman Res. 10p | 67 | +2 | — | — | — | — |
| 90 | 58 | Associated Farmers | 88 | — | — | — | — | 35.3 |
| 2½ | 0½ | Barbican Hldgs. 1p | 0½ | — | — | — | — | — |
| 113 | 57 | Beckenham Grp 5p | 113 | +3 | t1.25 | 4.2 | 1.5 | 21.5 |
| 230 | 152 | Broadcast Comms | 194 | +5 | — | — | — | 25.2 |
| 53 | 21 | Caldwell Invs. 10p | 23 | — | — | — | — | 10.0 |
| 81 | 14 | Caspen Oil 10p | 17 | — | — | — | — | ♦ |
| 145 | 80 | Chelsea Artisans 5p | 98 | — | 1.0 | 7.1 | 1.5 | 11.4 |
| *65 | 24 | ChemEx Intl | 33 | — | — | — | — | — |
| 105 | 52 | Comac Group 5p | 52 | — | 1.25 | 6.2 | 3.2 | 5.9 |
| 160 | 120 | Crown Eyeglass 5p | 140 | — | — | — | — | 15.5 |
| 113 | 100 | Cupid 10p | 106 | — | b2.0 | 6.4 | 2.5 | 8.3 |
| 38 | 28 | Dana Expl | 28 | — | — | — | — | — |
| 16 | 5 | Eglinton Explo. 5p | 8½ | −½ | — | — | — | — |
| 8 | 2 | Do. Warrants | 4 | — | — | — | — | — |
| 143 | 35 | Far East Res. 10p | 53 | −2 | — | — | — | — |
| 70 | 23 | Feltrim Min.Ir0.20 | 36 | — | — | — | — | — |
| 90 | 60 | Hillclare 5p | 78 | — | — | — | — | 12.8 |
| *45 | 21 | Honorbilt Group 5p | 24 | — | — | — | — | ♦ |
| 31 | 13 | Intl. Comm & Data 5p | 16 | −1 | — | — | — | 9.6 |
| 27 | 12½ | Ivernia West | 15 | — | — | — | — | — |
| 56 | 30 | Kemp (P.E.) 5p | 36 | — | s1.5 | 2.8 | 5.6 | 8.7 |
| 18½ | 10 | Kromagraphic 1p | 18 | — | — | — | — | — |
| 99 | 58 | LGW 5p | 96 | — | s2.0 | 2.1 | 2.8 | 22.9 |
| 104 | 66 | Leading Leisure 5p | 87 | −1 | t1.2 | 3.3 | 1.8 | 20.5 |
| *37 | 12 | Lynx Group 5p | 26 | — | — | — | — | 3.2 |
| 433 | 106 | M.L. Labs. 1p | 403 | −5 | — | — | — | — |
| 146 | 89 | Medirace 10p | 102 | — | — | — | — | — |
| 12½ | 5½ | Moray Firth 1p | 6 | — | — | — | — | — |
| 38 | 8½ | Norton Group 5p | 10½ | — | — | — | — | — |
| 59 | 24 | Ovoca Gold IR 2p | 32 | — | — | — | — | — |
| 38 | 15 | Pennant Grp. 2p | 18 | +1 | d0.2 | — | 1.5 | — |
| 51 | 35 | Pennine Optical 2½p | 35 | −1 | — | — | — | 9.4 |
| 60 | 33 | Propeller 1p | 48 | — | — | — | — | 23.2 |
| 65 | 56 | Rentaminster 5p | 64xd | −1 | s1.0 | 4.3 | 2.1 | 15.0 |
| 237 | 150 | Royal Sovereign 10p | 190 | — | t4.6 | 1.9 | 3.2 | 17.8 |
| 26 | 20 | Scott Pickford 10p | 21 | — | 3.1 | 0.7 | 19.7 | 10.9 |
| 116 | 68 | Seacon Hldgs | 101 | — | Z1.0 | — | 1.3 | — |
| 15½ | 7 | Sonic Tape 2½p | 8½ | — | n | — | — | 11.2 |
| 27 | 15 | Staks Hldgs. 5p | 17 | +1 | — | — | — | 20.1 |
| *6½ | 1¼ | Swanyard Studios 1p | 1½ | −¼ | — | — | — | ♦ |
| 340 | 200 | Talcare | 340 | — | b1.0 | 8.1 | 0.4 | 34.9 |
| 36 | 26 | Tomorrows Leisure 20p | 28 | — | — | — | — | 13.9 |
| 25 | 13½ | Tullow Oil 10p | 17 | — | — | — | — | — |
| 135 | 100 | UPL Group 10p | 100 | — | t2.41 | 4.3 | 3.2 | 13.6 |
| 182 | 120 | Ualt Group | 145 | — | F7.5 | 2.9 | 6.9 | 8.2 |
| 17½ | 12½ | Whitegate Leisure 20p | 15 | −½ | — | — | — | — |
| 13 | 6 | Do. Wrrnts | 11½ | — | — | — | — | — |
| 6½ | 2 | Wilton Group 1p | 5 | — | — | — | — | — |

### NOTES

Stock Exchange dealing classifications are indicated to the right of security names: α Alpha, β Beta, γ Gamma.

Unless otherwise indicated, prices and net dividends are in pence and denominations are 25p. Estimated price/earnings ratios and covers are based on latest annual reports and accounts and, where possible, are updated on half-yearly figures. P/Es are calculated on "net" distribution basis, earnings per share being computed on profit after taxation and unrelieved ACT where applicable; bracketed figures indicate 10 per cent or more difference if calculated on "nil" distribution. Covers are based on "maximum" distribution; this compares gross dividend costs to profit after taxation, excluding exceptional profits/losses but including estimated extent of offsettable ACT. Yields are based on middle prices, are gross, adjusted to ACT of 25 per cent and allow for value of declared distribution and rights.

- "Tap Stock"
- Highs and lows marked thus have been adjusted to allow for rights issues for cash
- Interim since increased or resumed
- Interim since reduced, passed or deferred
- Tax-free to non-residents on application
- Figures or report awaited
- Not officially UK listed; dealings permitted under rule 535(4)(a)
- USM; not listed on Stock Exchange and company not subjected to same degree of regulation as listed securities.
- Not officially listed.
- Price at time of suspension
- Indicated dividend after pending scrip and/or rights issue; cover relates to previous dividend or forecast.
- Merger bid or reorganisation in progress
- Not comparable
- Same interim; reduced final and/or reduced earnings indicated
- Forecast dividend; cover on earnings updated by latest interim statement.
- Cover allows for conversion of shares not now ranking for dividends or ranking only for restricted dividend.
- Cover does not allow for shares which may also rank for dividend at a future date. No P/E usually provided.
- No par value

B.Fr. Belgian Francs. Fr. French Francs. ♦♦ Yield based on assumption Treasury Bill Rate stays unchanged until maturity of stock. a Annualised dividend. b Figures based on prospectus or other offer estimate. c Cents. d Dividend rate paid or payable on part of capital, cover based on dividend on full capital. e Redemption yield. f Flat yield. g Assumed dividend and yield. h Assumed dividend and yield after scrip issue. j Payment from capital sources. k Kenya. m Interim higher than previous total. n Rights issue pending q Earnings based on preliminary figures. s Dividend and yield exclude a special payment. t Indicated dividend: cover relates to previous dividend, P/E ratio based on latest annual earnings. u Forecast, or estimated annualised dividend rate, cover based on previous year's earnings. v Subject to local tax. x Dividend cover in excess of 100 times. y Dividend and yield based on merger terms. z Dividend and yield include a special payment: Cover does not apply to special payment. A Net dividend and yield. B Preference dividend passed or deferred. C Canadian. E Minimum tender price. F Dividend and yield based on prospectus or other official estimates for 1988-89. G Assumed dividend and yield after pending scrip and/or rights issue. H Dividend and yield based on prospectus or other official estimates for 1989. K Dividend and yield based on prospectus or other official estimates for 1987-88. L Estimated annualised dividend, cover and P/E based on latest annual earnings. M Dividend and yield based on prospectus or other official estimates for 1988. N Dividend and yield based on prospectus or other official estimates for 1989-90. P Figures based on prospectus or other official estimates for 1987. Q Gross. R Forecast annualised dividend, cover and p/e based on prospectus or other official estimates. T Figures assumed. W Pro forma figures. Z Dividend total to date. Abbreviations: xd ex dividend; xc ex scrip issue; xr ex rights; xa ex all; xc ex capital distribution.

## REGIONAL & IRISH STOCKS

The following is a selection of Regional and Irish stocks, the latter being quoted in Irish currency.

| Stock | Price | + or − |
|---|---|---|
| Albany Inv 20p | 76 | +1 |
| Craig & Rose £1 | 710 | — |
| Finlay Pkg. 5p | 89 | — |
| Holt (Jos) 25p | 1230 | −5 |

### IRISH

| Stock | Price | + or − |
|---|---|---|
| Cap. 8½% Ln. 1991 | £99½ | — |
| 9pc Cap Ln. 1996 | £100¼ | +¼ |
| Fin. 13% 97/02 | £122¼ | — |
| Arnotts | 415 | — |
| Carrol (P.J.) | 155 | +2 |
| Hall (R. & H.) | 165 | — |
| Helton Hldgs | 67 | — |
| Irish Ropes | 170 | +5 |

## TRADITIONAL OPTIONS

3-month call rates

| Industrials | p |
|---|---|
| Allied-Lyons | 40 |
| Amstrad | 18 |
| BAT | 40 |
| BOC Grp | 36 |
| BSR | 7½ |
| BTR | 26 |
| Barclays | 34 |
| Beecham | 40 |
| Blue Circle | 39 |
| Boots | 20 |
| Bowaters | 38 |
| Brit Aerospace | 42 |
| Brit. Telecom | 21 |
| Burton Ord | 18 |
| Cadburys | 31 |
| Charter Cons | 45 |
| Comm Union | 28 |
| Courtaulds | 26 |
| FKI Babcock | 13 |
| FNFC | 21 |
| Gen Accident | 71 |
| GEC | 15 |
| Glaxo | 90 |
| Grand Met | 38 |
| GUS 'A' | 90 |
| Guardian | 16 |
| GKN | 28 |
| Hanson | 12 |
| Hawker Sidd | 48 |
| ICI | 85 |
| Jaguar | 22 |
| Ladbroke | 38 |
| Legal & Gen | 26 |
| Lex Service | 34 |
| Lloyds Bank | 29 |
| Lucas Inds | 48 |
| Marks & Spencer | 15 |
| Midland Bk | 35 |
| Morgan Grenfell | 28 |
| NEI | 12 |
| Nat West Bk | 45 |
| P & O Dfd | 48 |
| Plessey | 15 |
| Polly Peck | 28 |
| Racal Elect | 25 |
| RHM | 32 |
| Rank Org Ord | 63 |
| Reed Intnl | 38 |
| STC | 24 |
| Sears | 13 |
| TI | 32 |
| TSB | 9 |
| Tesco | 12 |
| Thorn EMI | 55 |
| Trust Houses | 24 |
| T&N | 16 |
| Unilever | 42 |
| Vickers | 15 |
| Wellcome | 42 |

| Property | p |
|---|---|
| Brit Land | 30 |
| Land Securities | 52 |
| MEPC | 50 |
| Peachey | 54 |

| Oils | p |
|---|---|
| Brit Petroleum | 21 |
| Do. (P.Paid) | 12 |
| Burmah Oil | 48 |
| Calor | 35 |
| Charterhall | 2½ |
| Premier | 9 |
| Shell | 85 |
| Ultramar | 21 |

| Mines | p |
|---|---|
| Cons Gold | 100 |
| Lonrho | 38 |
| RTZ | 40 |

This service is available to every Company dealt in on Stock Exchanges throughout the United Kingdom for a fee of £985 per annum for each security.

# CURRENCIES, MONEY AND CAPITAL MARKETS

## FOREIGN EXCHANGES

# Dollar retains firm undertone

A FURTHER round of concerted central bank intervention yesterday failed to suppress the dollar in currency markets. The US unit opened on a stronger note but traders in Europe were reluctant to test new highs because of the threat of central bank intervention.

The US Federal Reserve sold dollars soon after the start of trading in New York, and this was followed by at least eight other central banks. However, the dollar maintained its firm undertone, deriving strength from the lack of any apparent consensus after the recent Group of Seven meeting on resisting the dollar's rise.

The US administration is seen as being determined to control the rate of inflation, and this gave speculators an early incentive to buy dollars, given that US rates are likely to form part of a tighter US monetary policy.

The dollar continued to gain support from January trade data released on Friday which suggested that the US economy continues to grow at a strong pace. However, this is in contrast to the composite index issued by the US National Association of Purchasing Managers (NAPM), which fell sharply in January to 53.2 per cent, its lowest level for two years, and down from 57.3 per cent in December.

However, this apparent conflict was quietly ignored by the dollar bulls, and the US currency also took strength from a continued absence of intervention by the Bank of Japan. Most traders expect little response from the Japanese authorities until the dollar moves up to the Y130.50 level. Yesterday it closed at Y129.65 from Y129.60 on Friday.

Against the D-Mark, the dollar was unchanged at DM1.8785, having touched a high of DM1.8890. Elsewhere, it finished at SFr1.5965 from SFr1.5960 and FFr6.3950 compared with FFr6.3935. On Bank of England figures, the dollar's exchange rate index was unchanged at 67.8.

Sterling was confined to the sidelines for much of the day, and drifted lower against the dollar and its major European trading partners. Its exchange rate index fell to 97.3, down from 97.4 at the opening and 97.8 at Friday's close. Against the dollar, the pound fell to $1.7330, its lowest level for nearly four months, and down from $1.7415 on Friday. It was also weaker against the D-Mark, falling to DM3.2550 from DM3.2725. Elsewhere, it fell to SFr2.7675 from SFr2.7800 and FFr11.0825 against FFr11.1325. In yen terms it slipped to Y224.75 from Y225.75.

Meanwhile, the D-Mark reversed an early weakness against the yen, closing at Y69.02 from Y68.98 on Friday. However, many analysts expect the yen to improve against the D-Mark, given the competitive edge enjoyed by the Japanese economy.

The French franc was slightly weaker against the D-Mark. The latter closed at FFr3.4045 from FFr3.4020 previously. However, the franc showed little change against its European currency unit central rate, and was trading well within its maximum permitted divergence.

### £ IN NEW YORK

| Feb.6 | Latest | Previous Close |
|---|---|---|
| £ Spot | 1.7355-1.7365 | 1.7420-1.7430 |
| 1 month | 0.59-0.56pm | 0.48-0.46pm |
| 3 months | 1.58-1.55pm | 1.41-1.38pm |
| 12 months | 4.29-4.21pm | 3.90-3.80pm |

Forward premiums and discounts apply to the US dollar

### STERLING INDEX

| | Feb.6 | Previous |
|---|---|---|
| 8.30 am | 97.4 | 98.0 |
| 9.00 am | 97.4 | 97.9 |
| 10.00 am | 97.3 | 97.9 |
| 11.00 am | 97.3 | 98.0 |
| Noon | 97.4 | 98.0 |
| 1.00 pm | 97.3 | 97.9 |
| 2.00 pm | 97.2 | 97.9 |
| 3.00 pm | 97.2 | 97.8 |
| 4.00 pm | 97.3 | 97.8 |

### CURRENCY RATES

| Feb.6 | Bank rate % | Special* Drawing Rights | European Currency Unit |
|---|---|---|---|
| Sterling | - | 0.748204 | 0.639188 |
| U.S Dollar | 6.50 | 1.30614 | 1.10644 |
| Canadian $ | 11.54 | 1.54882 | 1.30936 |
| Austrian Sch. | 4 | 17.2646 | 14.6769 |
| Belgian Franc | 7.75 | 51.4521 | 43.7180 |
| Danish Krone | 7½ | 9.52568 | 8.10464 |
| Deutsche Mark | 4 | 2.45528 | 2.08663 |
| Neth.Guilder | 5.00 | 2.77163 | 2.35560 |
| French Franc | 9½ | 8.35342 | 7.09889 |
| Italian Lira | 12½ | 1792.03 | 1522.18 |
| Japanese Yen | 2½ | 168.623 | 143.671 |
| Norway Krone | 8 | 8.85040 | 7.52376 |
| Spanish Peseta | - | 153.532 | 129.730 |
| Swedish Krona | 8½ | 8.31619 | 7.06901 |
| Swiss Franc | 4 | 2.08460 | 1.77251 |
| Greek Drach. | 20½ | 203.627 | 173.246 |
| Irish Punt | - | 0.919234 | 0.780995 |

*All SDR rates are for Feb.3

### CURRENCY MOVEMENTS

| Feb.6 | Bank of England Index | Morgan** Guaranty Changes % |
|---|---|---|
| Sterling | 97.3 | -14.2 |
| U.S Dollar | 67.8 | -10.8 |
| Canadian Dollar | 103.0 | -0.2 |
| Austrian Schilling | 106.1 | +9.4 |
| Belgian Franc | 105.3 | -6.6 |
| Danish Krone | 102.7 | -2.3 |
| Deutsche Mark | 112.1 | +19.7 |
| Swiss Franc | 108.0 | +17.4 |
| Guilder | 109.4 | +12.4 |
| French Franc | 98.3 | -16.2 |
| Lira | 97.6 | -20.2 |
| Yen | 149.7 | +81.6 |

Morgan Guaranty changes: average 1980-1982=100. Bank of England Index (Base Average 1985=100)**Rates are for Feb.3.

### OTHER CURRENCIES

| Feb.6 | £ | $ |
|---|---|---|
| Argentina | 30.8900-31.0400 | 17.8200-17.9000 |
| Australia | 1.9630-1.9655 | 1.1335-1.1345 |
| Brazil | 1.7250-1.7345 | 0.9950-1.0000 |
| Finland | 7.4820-7.5040 | 4.3250-4.3270 |
| Greece | 268.65-272.95 | 155.25-157.80 |
| Hong Kong | 13.4985-13.5145 | 7.7980-7.8000 |
| Iran | 123.80* | 69.70* |
| Korea(Sth) | 1180.50-1190.00 | 677.40-683.00 |
| Kuwait | 0.50030-0.50080 | 0.28870-0.28880 |
| Luxembourg | 68.05-68.15 | 39.25-39.35 |
| Malaysia | 4.7210-4.7330 | 2.7220-2.7320 |
| Mexico | 4010.65-4022.20 | 2314.00-2320.00 |
| N. Zealand | 2.8245-2.8295 | 1.6300-1.6325 |
| Saudi Ar. | 6.4985-6.5045 | 3.7500-3.7510 |
| Singapore | 3.3365-3.3460 | 1.9270-1.9320 |
| S. Af (Cm) | 4.2260-4.2375 | 2.4410-2.4440 |
| S. Af (Fn) | 6.7920-6.9280 | 3.9215-4.0000 |
| Taiwan | 48.00-48.25 | 27.55-27.65 |
| U.A.E. | 6.3640-6.3700 | 3.6725-3.6735 |

*Selling rate

### EMS EUROPEAN CURRENCY UNIT RATES

| | Ecu central rates | Currency amounts against Ecu Feb.6 | % change from central rate | % change adjusted for divergence | Divergence limit % |
|---|---|---|---|---|---|
| Belgian Franc | 42.4582 | 43.7180 | +2.97 | +0.93 | ±1.5344 |
| Danish Krone | 7.85212 | 8.10464 | +3.22 | +1.18 | ±1.5404 |
| German D-Mark | 2.05853 | 2.08663 | +1.37 | -0.67 | ±1.0981 |
| French Franc | 6.90403 | 7.09889 | +2.82 | +0.78 | ±1.3674 |
| Dutch Guilder | 2.31943 | 2.35560 | +1.56 | -0.48 | ±1.5012 |
| Irish Punt | 0.768411 | 0.780995 | +1.64 | -0.40 | ±1.6684 |
| Italian Lira | 1483.58 | 1522.18 | +2.60 | +1.33 | ±4.0752 |

Changes are for Ecu, therefore positive change denotes a weak currency. Adjustment calculated by Financial Times.

### POUND SPOT- FORWARD AGAINST THE POUND

| Feb 6 | Day's spread | Close | One month | % p.a. | Three months | % p.a. |
|---|---|---|---|---|---|---|
| US | 1.7280-1.7405 | 1.7325-1.7335 | 0.48-0.45cpm | 3.22 | 1.37-1.33pm | 3.12 |
| Canada | 2.0465-2.0540 | 2.0495-2.0505 | 0.31-0.18cpm | 1.43 | 0.68-0.50pm | 1.15 |
| Netherlands | 3.67-3.69½ | 3.67¼-3.68¼ | 1⅝-1½cpm | 5.91 | 5½-5¼pm | 5.85 |
| Belgium | 68.00-68.55 | 68.05-68.15 | 35-25cpm | 5.29 | 85-75pm | 4.70 |
| Denmark | 12.62¼-12.69¼ | 12.63¼-12.64¼ | 5-4½orepm | 4.57 | 14¼-13¼pm | 4.35 |
| Ireland | 1.2165-1.2240 | 1.2195-1.2205 | 0.52-0.47ppm | 4.87 | 1.41-1.31pm | 4.46 |
| W. Germany | 3.25-3.27½ | 3.25¼-3.25¼ | 1¼-1⅛pfpm | 6.22 | 5¼-4⅞pm | 6.14 |
| Portugal | 265.30-267.35 | 266.00-267.00 | 45-5cpm | 1.13 | 85-10pm | 0.71 |
| Spain | 201.85-203.85 | 201.85-202.15 | 20-parpm | 0.59 | 35-10pm | 0.45 |
| Italy | 2372¼-2383¼ | 2375½-2376½ | 5-parlirepm | 1.26 | 5-2pm | 0.59 |
| Norway | 11.74¼-11.78½ | 11.75¼-11.76¼ | 1⅞-1⅜orepm | 1.66 | 4⅝-4pm | 1.47 |
| France | 11.06¼-11.13¼ | 11.07¼-11.08¼ | 3½-3¼cpm | 3.65 | 10-9⅝pm | 3.54 |
| Sweden | 11.03½-11.07½ | 11.03¼-11.04¼ | 2-1⅝orepm | 1.97 | 4⅝-4⅛pm | 1.63 |
| Japan | 224¼-225½ | 224¼-225¼ | 1½-1⅜ypm | 7.68 | 4⅝-4¼pm | 7.68 |
| Austria | 22.85-22.97 | 22.87-22.90 | 12-11gropm | 6.03 | 35¼-32¼pm | 5.88 |
| Switzerland | 2.76-2.78 | 2.76¼-2.77¼ | 1⅝-1½pm | 6.78 | 4⅝-4⅜pm | 6.50 |

Belgian rate is convertible francs. Financial franc 68.40-68.50. Six-month forward dollar 2.37-2.32cpm 12 months 3.77-3.67cpm

### DOLLAR SPOT- FORWARD AGAINST THE DOLLAR

| Feb.6 | Day's spread | Close | One month | % p.a. | Three months | % p.a. |
|---|---|---|---|---|---|---|
| UK† | 1.7280-1.7405 | 1.7325-1.7335 | 0.48-0.45cpm | 3.22 | 1.37-1.33pm | 3.12 |
| Ireland† | 1.4155-1.4230 | 1.4220-1.4230 | 0.20-0.30cdis | 2.12 | 0.50-0.60dis | 1.55 |
| Canada | 1.1815-1.1860 | 1.1825-1.1835 | 0.15-0.20cdis | -1.77 | 0.55-0.62dis | -1.98 |
| Netherlands | 2.1160-2.1310 | 2.1220-2.1230 | 0.46-0.43cpm | 2.52 | 1.46-1.42pm | 2.72 |
| Belgium | 39.25-39.55 | 39.25-39.35 | 6.50-4.50cpm | 1.68 | 17.50-13.50pm | 1.58 |
| Denmark | 7.28½-7.33 | 7.29¼-7.29¾ | 0.90-0.65orepm | 1.28 | 2.55-1.95pm | 1.23 |
| W. Germany | 1.8735-1.8890 | 1.8780-1.8790 | 0.47-0.45pfpm | 2.94 | 1.46-1.42pm | 3.07 |
| Portugal | 153½-154¼ | 153½-153¾ | 18-38cdis | -2.19 | 75-125dis | -2.60 |
| Spain | 116.50-117.70 | 116.85-116.95 | 20-28cdis | -2.47 | 77-87dis | -2.81 |
| Italy | 1367-1376¾ | 1370¾-1371¾ | 2.20-2.70liredis | -2.15 | 8.30-8.80dis | 2.50 |
| Norway | 6.76½-6.80½ | 6.78¼-6.78¾ | 0.80-1.05oredis | -1.64 | 2.65-2.95dis | -1.65 |
| France | 6.37½-6.42 | 6.39¼-6.39¾ | 0.24-0.17cpm | 0.38 | 0.65-0.50pm | 0.36 |
| Sweden | 6.36¼-6.39¼ | 6.37-6.37½ | 0.60-0.80oredis | -1.31 | 1.70-2.00dis | 1.16 |
| Japan | 129.50-129.95 | 129.60-129.70 | 0.52-0.49ypm | 4.67 | 1.54-1.50pm | 4.69 |
| Austria | 13.19½-13.27 | 13.19¾-13.20¼ | 3.35-2.85gropm | 2.82 | 10.30-8.80pm | 2.90 |
| Switzerland | 1.5915-1.6050 | 1.5960-1.5970 | 0.45-0.42cpm | 3.27 | 1.41-1.37pm | 3.49 |

† UK and Ireland are quoted in US currency. Forward premiums and discounts apply to the US dollar and not to the individual currency. Belgian rate is for convertible francs. Financial franc 39.45-39.55.

### EURO-CURRENCY INTEREST RATES

| Feb.6 | Short term | 7 Days notice | One Month | Three Months | Six Months | One Year |
|---|---|---|---|---|---|---|
| Sterling | 13⅛-12⅞ | 13 1/16-12 15/16 | 13 1/16-12 15/16 | 12 15/16-12 13/16 | 12¾-12⅝ | 12 11/16-12 9/16 |
| US Dollar | 9¼-8 15/16 | 9 3/16-9 1/16 | 9⅜-9¼ | 9 9/16-9 7/16 | 9⅝-9½ | 9⅞-9¾ |
| Can. Dollar | 11⅛-10⅞ | 11⅛-10⅞ | 11⅛-10⅞ | 11⅜-11¼ | 11 9/16-11 7/16 | 11 13/16-11 11/16 |
| D. Guilder | 6½-6⅜ | 6½-6⅜ | 6⅝-6½ | 6 11/16-6 9/16 | 6¾-6⅝ | 6⅞-6¾ |
| Sw. Franc | 5⅝-5½ | 5 13/16-5 11/16 | 5 15/16-5 13/16 | 5⅞-5¾ | 5 15/16-5 13/16 | 6-5⅞ |
| Deutschmark | 5⅞-5¾ | 6-5⅞ | 6⅛-6 | 6 5/16-6 3/16 | 6 7/16-6 5/16 | 6 11/16-6 9/16 |
| Fr. Franc | 8 11/16-8 9/16 | 8⅝-8½ | 8⅞-8¾ | 9⅛-9 | 9 5/16-9 3/16 | 9⅝-9½ |
| Italian Lire | 11-9 | 12-11 | 11⅞-11½ | 12-11½ | 12¼-11⅞ | 12½-12¼ |
| B. Fr. (Fin) | 6½-6¼ | 7⅜-7⅛ | 7⅝-7½ | 8-7⅞ | 8⅛-8 | 8⅜-8¼ |
| B. Fr. (Con.) | 6¾-6⅝ | 7⅛-7 | 7¾-7⅝ | 8⅛-7⅞ | 8 3/16-7 15/16 | 8¼-7⅞ |
| Yen | 4⅛-4 | 4 3/16-4 1/16 | 4 5/16-4 3/16 | 4 9/16-4 7/16 | 4¾-4⅝ | 4⅞-4¾ |
| D. Krone | 7⅞-7¾ | 7⅞-7⅝ | 8-7¾ | 8⅜-8⅛ | 8⅜-8⅛ | 8⅝-8⅜ |
| Asian $Sing | 9⅛-9 | 9¼-9⅛ | 9¼-9⅛ | 9⅜-9¼ | 9½-9⅜ | 9¾-9⅝ |

Long term Eurodollars: two years 9 11/16-9 9/16 per cent; three years 9 13/16-9 11/16 per cent; four years 9 15/16-9 13/16 per cent; five years 9 15/16-9 13/16 per cent nominal. Short term rates are call for US Dollars and Japanese Yen; others, two days' notice.

### EXCHANGE CROSS RATES

| Feb.6 | £ | $ | DM | Yen | F Fr. | S Fr. | H Fl. | Lira | C $ | B Fr. |
|---|---|---|---|---|---|---|---|---|---|---|
| £ | 1 | 1.733 | 3.255 | 224.8 | 11.08 | 2.768 | 3.678 | 2376 | 2.050 | 68.10 |
| $ | 0.577 | 1 | 1.878 | 129.7 | 6.394 | 1.597 | 2.122 | 1371 | 1.183 | 39.30 |
| DM | 0.307 | 0.532 | 1 | 69.06 | 3.404 | 0.850 | 1.130 | 730.0 | 0.630 | 20.92 |
| YEN | 4.448 | 7.709 | 14.48 | 1000. | 49.29 | 12.31 | 16.36 | 10569 | 9.119 | 302.9 |
| F Fr. | 0.903 | 1.564 | 2.938 | 202.9 | 10. | 2.498 | 3.319 | 2144 | 1.850 | 61.46 |
| S Fr. | 0.361 | 0.626 | 1.176 | 81.21 | 4.003 | 1 | 1.329 | 858.4 | 0.741 | 24.60 |
| H Fl. | 0.272 | 0.471 | 0.885 | 61.12 | 3.013 | 0.753 | 1 | 646.0 | 0.557 | 18.52 |
| Lira | 0.421 | 0.729 | 1.370 | 94.61 | 4.663 | 1.165 | 1.548 | 1000. | 0.863 | 28.66 |
| C $ | 0.488 | 0.845 | 1.588 | 109.7 | 5.405 | 1.350 | 1.794 | 1159 | 1 | 33.22 |
| B Fr. | 1.468 | 2.545 | 4.780 | 330.1 | 16.27 | 4.065 | 5.401 | 3489 | 3.010 | 100. |

Yen per 1,000: French Fr. per 10: Lira per 1,000: Belgian Fr. per 100.

## FINANCIAL FUTURES

# Sterling prices weaker

STERLING based futures lost ground in Liffe trading yesterday after an upward revision in UK December retail sales. The figure was revised to a 0.3 per cent increase from a provisional fall of 0.1 per cent. March sterling touched a low of 87.26 but failed to test support at 87.23.

The mood of the market is still inclined towards a cut in bank base rate around the time of the UK Budget on March 14. However, many analysts see the options open to Mr Nigel Lawson, UK Chancellor, as becoming more limited, given the recent upward pressure on rates elsewhere.

The March short sterling contract opened at 87.35 compared with 87.34 on Friday, and moved to a low of 87.26 before coming back to close at 87.31.

Long gilt futures moved in much the same way, opening at 98-06 for March delivery and closing at 98-03, having touched a low of 97-31. On Friday it closed at 98-07.

**LIFFE LONG GILT FUTURES OPTIONS**

| Strike Price | Calls-settlements Mar | Calls-settlements Jun | Puts-settlements Mar | Puts-settlements Jun |
|---|---|---|---|---|
| 95 | — | 418 | — | 14 |
| 96 | — | 327 | — | 23 |
| 97 | — | 242 | — | 38 |
| 98 | — | 200 | — | 60 |
| 99 | — | 131 | — | 127 |
| 100 | — | 100 | — | 160 |
| 101 | — | 44 | — | 240 |

Estimated volume total, Calls 1870 Puts 567
Previous day's open int. Calls 32622 Puts 19767

**LIFFE US TREASURY BOND FUTURES OPTIONS**

| Strike Price | Calls-settlements Mar | Calls-settlements Jun | Puts-settlements Mar | Puts-settlements Jun |
|---|---|---|---|---|
| 84 | 651 | 700 | 1 | 18 |
| 86 | 452 | 515 | 2 | 33 |
| 88 | 254 | 342 | 4 | 60 |
| 90 | 108 | 223 | 22 | 141 |
| 92 | 17 | 123 | 131 | 241 |
| 94 | 3 | 48 | 317 | 402 |
| 96 | 1 | 25 | 515 | 543 |

Estimated volume total, Calls 281 Puts 482
Previous day's open int. Calls 2870 Puts 2898

**LIFFE FT-SE INDEX FUTURES OPTIONS**

| Strike Price | Calls-settlements Mar | Puts-settlements Mar |
|---|---|---|
| 19000 | 1696 | 26 |
| 19500 | 1245 | 75 |
| 20000 | 848 | 178 |
| 20500 | 529 | 359 |
| 21000 | — | — |
| 21500 | — | — |
| 22000 | — | — |

Estimated volume total, Calls 0 Puts 0
Previous day's open int. Calls 0 Puts 0

**LIFFE £/$ OPTIONS**
£25,000 (cents per £1)

| Strike Price | Calls-settlements Feb | Calls-settlements Mar | Puts-settlements Feb | Puts-settlements Mar |
|---|---|---|---|---|
| 160 | ----- | 1340 | — | 3 |
| 165 | 840 | 840 | 0 | 27 |
| 170 | 340 | 408 | 10 | 126 |
| 175 | 36 | 151 | 206 | 369 |
| 180 | 0 | 39 | 670 | 757 |
| 185 | 0 | 6 | 1170 | 1224 |
| 190 | 0 | 1 | 1670 | 1719 |

Estimated volume total, Calls 0 Puts 0
Previous day's open int. Calls 162 Puts 3750

**LIFFE EURODOLLAR OPTIONS**
£1m points of 100%

| Strike Price | Calls-settlements Mar | Calls-settlements Jun | Puts-settlements Mar | Puts-settlements Jun |
|---|---|---|---|---|
| 8950 | 81 | 85 | 1 | 11 |
| 8975 | 57 | 66 | 2 | 17 |
| 9000 | 35 | 48 | 5 | 24 |
| 9025 | 17 | 33 | 12 | 34 |
| 9050 | 5 | 22 | 25 | 48 |
| 9075 | 3 | 14 | 48 | 65 |
| 9100 | 2 | 8 | 72 | 84 |

Estimated volume total, Calls 760 Puts 420
Previous day's open int. Calls 6120 Puts 6701

**LIFFE SHORT STERLING**

| Strike Price | Calls-settlements Mar | Calls-settlements Jun | Puts-settlements Mar | Puts-settlements Jun |
|---|---|---|---|---|
| 8700 | 38 | 112 | 7 | 9 |
| 8725 | 20 | 91 | 14 | 13 |
| 8750 | 9 | 73 | 28 | 20 |
| 8775 | 5 | 55 | 49 | 27 |
| 8800 | 3 | 40 | 72 | 37 |
| 8825 | 1 | 29 | 95 | 51 |
| 8850 | 0 | 20 | 119 | 67 |

Estimated volume total, Calls 1517 Puts 430
Previous day's open int. Calls 24270 Puts 22893

**PHILADELPHIA SE £/$ OPTIONS**
£31,250 (cents per £1)

| Strike Price | Calls Feb | Calls Mar | Calls Apr | Calls Jun | Puts Feb | Puts Mar | Puts Apr | Puts Jun |
|---|---|---|---|---|---|---|---|---|
| 1.750 | 0.25 | 1.32 | 2.02 | 3.12 | 2.07 | 3.56 | 4.72 | 6.44 |
| 1.775 | 0.01 | 0.65 | 1.35 | 2.29 | 4.20 | 5.39 | 6.44 | 8.18 |
| 1.800 | - | 0.27 | 0.81 | 1.66 | 6.64 | 7.49 | 8.37 | 9.85 |
| 1.825 | - | 0.07 | 0.44 | 1.15 | 9.13 | 9.78 | 10.47 | 11.78 |
| 1.850 | 0.05 | - | 0.21 | 0.77 | 11.62 | 12.16 | 12.71 | 13.83 |
| 1.875 | - | - | 0.09 | 0.50 | 14.13 | 14.59 | 15.03 | 15.99 |
| 1.900 | - | - | - | - | - | - | - | - |

Previous day's open int: Calls 374,959 Puts 332,880(All currencies)
Previous day's volume: Calls 13,679 Puts 15,479(All currencies)

**LONDON SE £/$ OPTIONS**
£12,500 (cents per £1)

| Strike Price | Calls Feb | Calls Mar | Calls Apr | Calls Jun | Puts Feb | Puts Mar | Puts Apr | Puts Jun |
|---|---|---|---|---|---|---|---|---|
| 1.650 | - | 16.20 | - | 12.50 | - | 0.35 | - | 2.00 |
| 1.700 | 7.20 | 13.25 | - | 8.60 | 1.30 | 1.05 | - | 4.05 |
| 1.750 | 3.25 | 3.50 | 4.20 | 5.50 | 1.30 | 2.30 | 3.70 | 6.75 |
| 1.800 | 0.75 | 0.65 | 2.45 | 3.20 | 4.85 | 6.20 | 4.45 | 8.00 |
| 1.850 | 0.20 | 0.30 | 0.80 | 1.25 | 3.25 | 8.40 | 10.40 | 11.50 |
| 1.900 | 0.25 | 1.30 | - | 2.20 | 11.35 | 15.60 | - | 14.30 |
| 1.950 | - | 1.40 | - | 0.60 | - | 20.40 | - | 20.40 |

Estimated volume total, Calls N/A Puts N/A
Previous day's open int: Calls 223 Puts 144

### LONDON (LIFFE)

**20-YEAR 9% NOTIONAL GILT**
£50,000 32nds of 100%

| | Close | High | Low | Prev. |
|---|---|---|---|---|
| Mar | 98-03 | 98-11 | 97-31 | 98-07 |
| Jun | 99-02 | 99-02 | 99-02 | 99-05 |

Estimated Volume 12221 (24615)
Previous day's open int. 32951 (33536)

**7-10 YEAR 9% NOTIONAL GILT**
£50,000 32nds of 100%

| | Close | High | Low | Prev. |
|---|---|---|---|---|
| Mar | 95-15 | | | 95-17 |
| Jun | | | | |

Estimated Volume 0 (5)
Previous day's open int. 325 (328)

**6% NOTIONAL LONG TERM JAPANESE GOVT. BOND Y100m 100ths of 100%**

| | Close | High | Low | Prev. |
|---|---|---|---|---|
| Mar | 106.65 | 106.68 | 106.60 | 106.53 |
| Jun | 105.55 | 105.57 | 105.52 | 105.65 |

Estimated Volume 393 (595)
Previous day's open int. 640 (627)

**THREE MONTH STERLING**
£500,000 points of 100%

| | Close | High | Low | Prev. |
|---|---|---|---|---|
| Mar | 87.31 | 87.37 | 87.26 | 87.34 |
| Jun | 88.03 | 88.11 | 87.98 | 88.08 |
| Sep | 88.61 | 88.68 | 88.58 | 88.65 |
| Dec | 88.93 | 88.99 | 88.91 | 88.97 |

Est. Vol. (inc. figs. not shown) 17710 (15574)
Previous day's open int. 59128 (59589)

**FT-SE 100 INDEX**
£25 per full index point

| | Close | High | Low | Prev. |
|---|---|---|---|---|
| Mar | 206.70 | 211.70 | 206.50 | 210.40 |
| Jun | 211.00 | 215.60 | 211.00 | 214.30 |
| Sep | | | | |

Estimated Volume 3780 (4740)
Previous day's open int. 15816 (19935)

**THREE MONTH EURODOLLAR**
$1m points of 100%

| | Close | High | Low | Prev. |
|---|---|---|---|---|
| Mar | 90.30 | 90.36 | 90.29 | 90.36 |
| Jun | 90.24 | 90.30 | 90.23 | 90.31 |
| Sep | 90.30 | 90.36 | 90.29 | 90.36 |
| Dec | 90.24 | 90.27 | 90.25 | 90.28 |

Est. Vol. (inc. figs. not shown) 7073 (10780)
Previous day's open int. 50518 (48392)

**US TREASURY BONDS 8%**
$100,000 32nds of 100%

| | Close | High | Low | Prev. |
|---|---|---|---|---|
| Mar | 90-25 | 91-02 | 90-24 | 90-25 |
| Jun | 90-23 | | | 90-21 |
| Sep | | | | |

Estimated Volume 2287 (5664)
Previous day's open int. 12531 (12425)

**6% NOTIONAL GERMAN GOVT. BOND**
DM 250,000 100ths of 100%

| | Close | High | Low | Prev. |
|---|---|---|---|---|
| Mar | 94.20 | 94.31 | 94.15 | 94.36 |
| Jun | 93.62 | 93.67 | 93.57 | 93.77 |
| Sep | 93.12 | | | 93.27 |

Estimated Volume 10258 (12245)
Previous day's open int. 21061 (20614)

**POUND-$ (FOREIGN EXCHANGE)**

| Spot | 1-mth. | 3-mth. | 6-mth. | 12-mth. |
|---|---|---|---|---|
| 1.7330 | 1.7284 | 1.7195 | 1.7096 | 1.6958 |

**IMM-STERLING $s per £**

| | Latest | High | Low | Prev. |
|---|---|---|---|---|
| Mar | 1.7274 | 1.7290 | 1.7230 | 1.7352 |
| Jun | 1.7148 | 1.7160 | 1.7090 | 1.7216 |
| Sep | 1.7050 | - | 1.7000 | 1.7116 |

### CHICAGO

**U.S. TREASURY BONDS (CBT) 8%**
$100,000 32nds of 100%

| | Latest | High | Low | Prev. |
|---|---|---|---|---|
| Mar | 90-26 | 91-01 | 90-24 | 90-28 |
| Jun | 90-23 | 90-30 | 90-21 | 90-24 |
| Sep | 90-26 | 90-27 | 90-20 | 90-22 |
| Dec | 90-19 | 90-27 | 90-19 | 90-20 |
| Mar | 90-17 | 90-17 | 90-17 | 90-18 |
| Jun | 90-15 | 90-15 | 90-15 | 90-16 |
| Sep | - | - | - | 90-14 |
| Dec | - | - | - | |
| Mar | - | - | - | 90-08 |
| Jun | - | - | - | 90-05 |
| Sep | - | - | - | 90-02 |

**U.S. TREASURY BILLS (IMM)**
$1m points of 100%

| | Latest | High | Low | Prev. |
|---|---|---|---|---|
| Mar | 91.46 | 91.49 | 91.45 | 91.50 |
| Jun | 91.49 | 91.53 | 91.48 | 91.54 |
| Sep | 91.57 | 91.59 | 91.57 | 91.60 |
| Dec | 91.52 | 91.52 | 91.52 | 91.53 |
| Mar | 91.67 | - | 91.67 | 91.69 |
| Jun | - | - | - | 91.69 |

**SWISS FRANC (IMM)**
SFr 125,000 $ per SFr

| | Latest | High | Low | Prev. |
|---|---|---|---|---|
| Mar | 0.6289 | 0.6293 | 0.6263 | 0.6290 |
| Jun | 0.6348 | 0.6355 | 0.6319 | 0.6350 |
| Sep | 0.6410 | - | 0.6390 | 0.6410 |

**JAPANESE YEN (IMM)**
Y12.5m $ per Y100

| | Latest | High | Low | Prev. |
|---|---|---|---|---|
| Mar | 0.7751 | 0.7754 | 0.7736 | 0.7764 |
| Jun | 0.7846 | 0.7850 | 0.7836 | 0.7860 |
| Sep | 0.7935 | 0.7935 | 0.7935 | 0.7948 |
| Dec | 0.8020 | 0.8020 | 0.8010 | 0.8062 |

**DEUTSCHE MARK (IMM)**
DM125,000 $ per DM

| | Latest | High | Low | Prev. |
|---|---|---|---|---|
| Mar | 0.5342 | 0.5350 | 0.5316 | 0.5336 |
| Jun | 0.5386 | 0.5394 | 0.5363 | 0.5380 |
| Sep | - | - | - | 0.5425 |

**THREE-MONTH EURODOLLAR (IMM)**
$1m points of 100%

| | Latest | High | Low | Prev. |
|---|---|---|---|---|
| Mar | 90.30 | 90.34 | 90.29 | 90.34 |
| Jun | 90.23 | 90.28 | 90.22 | 90.28 |
| Sep | 90.28 | 90.34 | 90.27 | 90.33 |
| Dec | 90.23 | 90.26 | 90.22 | 90.25 |
| Mar | 90.36 | 90.39 | 90.36 | 90.39 |
| Jun | 90.37 | 90.40 | 90.37 | 90.39 |
| Sep | 90.38 | 90.41 | 90.38 | 90.40 |
| Dec | 90.36 | 90.39 | 90.36 | 90.37 |

**STANDARD & POORS 500 INDEX**
$500 times index

| | Latest | High | Low | Prev. |
|---|---|---|---|---|
| Mar | 298.35 | 298.35 | 297.65 | 298.60 |
| Jun | 301.75 | 301.75 | 301.45 | 302.20 |
| Sep | - | - | - | 305.70 |

### EUROPEAN OPTIONS EXCHANGE

| Series | | Feb. 89 Vol | Feb. 89 Last | May 89 Vol | May 89 Last | Aug. 89 Vol | Aug. 89 Last | Stock |
|---|---|---|---|---|---|---|---|---|
| GOLD C | $400 | 140 | 1.50 | 138 | 11.50 | 8 | 21 | $387.40 |
| GOLD C | $420 | - | - | 94 | 5 | 13 | 12 | $387.40 |
| GOLD C | $460 | - | - | 51 | 0.80 | 3 | 3.70 | $387.40 |
| GOLD P | $380 | 5 | 1.60 | 205 | 6 | 26 | 7.70 | $387.40 |
| GOLD P | $390 | 179 | 5 | 7 | 9 | - | - | $387.40 |
| GOLD P | $400 | 298 | 12 | - | - | 135 | 15.50 | $387.40 |
| GOLD P | $420 | 26 | 33 | 31 | 31 B | 2 | 31 B | $387.40 |
| | | Feb. 89 | | Mch. 89 | | Apr. 89 | | |
| EOE Index C | Fl. 260 | 154 | 9 | 12 | 12.10 | 20 | 13 | Fl. 268.17 |
| EOE Index C | Fl. 265 | 255 | 5 | - | - | - | - | Fl. 268.17 |
| EOE Index C | Fl. 270 | 318 | 2.30 | 209 | 5.20 | - | - | Fl. 268.17 |
| EOE Index C | Fl. 275 | 7 | 1 | 25 | 3.20 | - | - | Fl. 268.17 |
| EOE Index P | Fl. 260 | 180 | 0.80 | 49 | 3.10 | 24 | 5 | Fl. 268.17 |
| EOE Index P | Fl. 265 | 207 | 2.10 | 76 | 4.50 | - | - | Fl. 268.17 |
| EOE Index P | Fl. 270 | 132 | 4.70 | 66 | 7 | 4 | 9.80 | Fl. 268.17 |
| EOE Index P | Fl. 275 | 85 | 8 | 18 | 10 | 10 | 12 | Fl. 268.17 |
| EOE Index P | Fl. 280 | - | - | 52 | 13.50 | - | - | Fl. 268.17 |
| | | Feb. 89 | | May 89 | | Aug. 89 | | |
| OBL Index P | Fl. 100 | - | - | - | - | 405 | 2.70 | Fl. 97.49 |
| | | Feb. 89 | | Mch. 89 | | Apr. 89 | | |
| $/Fl C | Fl. 205 | 20 | 7.50 A | 7 | 7.90 | - | - | Fl. 212.47 |
| $/Fl C | Fl. 210 | 354 | 3.20 | 249 | 4.10 | 6 | 5.10 | Fl. 212.47 |
| $/Fl C | Fl. 215 | 16 | 0.90 | 157 | 2 | 38 | 3 | Fl. 212.47 |
| $/Fl P | Fl. 210 | 22 | 1 | 232 | 2.40 | - | - | Fl. 212.47 |
| | | Apr. 89 | | Jul. 89 | | Oct. 89 | | |
| ABN C | Fl. 45 | 118 | 0.90 | 55 | 1.40 | 119 | 1.90 | Fl. 42.70 |
| ABN P | Fl. 40 | - | - | 209 | 1.10 | 136 | 1.90 | Fl. 42.70 |
| AEGON C | Fl. 95 | 51 | 2.60 | 66 | 3.70 | 5 | 5.20 | Fl. 93.40 |
| AHOLD P | Fl. 90 | 35 | 2.50 | - | - | - | - | Fl. 91.90 |
| AKZO C | Fl. 150 | 627 | 7 | 575 | 8.20 B | - | - | Fl. 152.10 |
| AKZO P | Fl. 150 | 58 | 3 | 24 | 7.30 | 5 | 8 | Fl. 152.10 |
| AMEV C | Fl. 50 | 85 | 6 | 4 | 6.70 | - | - | Fl. 54.60 |
| AMEV P | Fl. 50 | 50 | 0.50 | 8 | 1.50 | - | - | Fl. 54.60 |
| AMRO C | Fl. 85 | 24 | 1.50 | 5 | 2.30 A | 9 | 3.30 | Fl. 81.70 |
| AMRO P | Fl. 80 | 51 | 2.20 | - | - | 2 | 4.50 | Fl. 81.70 |
| BUHRMANN-T C | Fl. 65 | 2 | 2 B | 163 | 2.60 | 6 | 4.20 | Fl. 63.50 |
| ELSEVIER C | Fl. 65 | 2 | 2 B | 24 | 3 | - | - | Fl. 64.30 |
| ELSEVIER P | Fl. 60 | - | - | 20 | 1.80 | - | - | Fl. 64.30 |
| GIST-BROC. C | Fl. 40 | 167 | 1.10 | 48 | 1.90 | 17 | 3 | Fl. 37.20 |
| GIST-BROC. P | Fl. 40 | 7 | 3.30 | 1025 | 4.90 | - | - | Fl. 37.20 |
| HEINEKEN C | Fl. 150 | 45 | 4.80 | 1 | 7.50 | - | - | Fl. 148.90 |
| HEINEKEN P | Fl. 150 | 20 | 4.50 | - | - | - | - | Fl. 148.90 |
| HOOGOVENS C | Fl. 75 | 198 | 3.80 | 23 | 5 | 2 | 6.70 | Fl. 74 |
| HOOGOVENS P | Fl. 75 | 38 | 4 A | - | - | 4 | 7.30 | Fl. 74 |
| KLM C | Fl. 45 | 655 | 2.70 | 88 | 3.80 | 122 | 4.20 | Fl. 46 |
| KLM P | Fl. 40 | 371 | 0.20 | - | - | - | - | Fl. 46 |
| KNP C | Fl. 45 | 83 | 5.80 | 47 | 6 | 5 | 7.50 | Fl. 49.90 |
| KNP P | Fl. 50 | 78 | 2.60 | 11 | 3.40 | 21 | 3.70 | Fl. 49.90 |
| NEDLLOYD C | Fl. 310 | 123 | 10.50 A | 4 | 17 | 3 | 25 | Fl. 301.50 |
| NEDLLOYD P | Fl. 300 | 52 | 12 | 54 | 20.80 | - | - | Fl. 301.50 |
| NAT.NED. C | Fl. 65 | 125 | 3.50 | 18 | 4.30 | 18 | 5 | Fl. 66.60 |
| NAT.NED. P | Fl. 65 | 225 | 1.20 | 18 | 2.50 | 10 | 3.30 | Fl. 66.60 |
| PHILIPS C | Fl. 35 | 126 | 2.40 | 49 | 3 | 40 | 3.50 | Fl. 36 |
| PHILIPS P | Fl. 35 | 46 | 1.40 | 4 | 2 | - | - | Fl. 36 |
| ROYAL DUTCH C | Fl. 125 | 224 | 3.60 | 13 | 5 | - | - | Fl. 125.30 |
| ROYAL DUTCH P | Fl. 125 | 103 | 2.80 | 27 | 5.50 | - | - | Fl. 125.30 |
| ROBECO C | Fl. 110 | 50 | 1 | - | - | - | - | Fl. 105.40 |
| UNILEVER C | Fl. 130 | 142 | 5.20 | 78 | 6.50 | 17 | 8.70 | Fl. 130.90 |
| UNILEVER P | Fl. 120 | 111 | 0.70 | 26 | 2.40 | 2 | 3.50 | Fl. 130.90 |
| VAN OMMEREN C | Fl. 40 | 34 | 1 | 125 | 1.60 | 25 | 2.20 A | Fl. 37.60 |
| VAN OMMEREN P | Fl. 40 | - | - | 51 | 4 | - | - | Fl. 37.60 |
| WESSANEN P | Fl. 85 | 20 | 4.40 | - | - | - | - | Fl. 82 |

TOTAL VOLUME IN CONTRACTS : 26,851
A=Ask B=Bid C=Call P=Put

## MONEY MARKETS

# An uncertain mood

THE ABSENCE of any change in short-term UK interest rates yesterday does not necessarily indicate a market lacking in features, but more a market lacking any conviction to move in either direction.

Recent UK economic data has suggested that the current level of interest rates is beginning to have a beneficial effect of restraining consumer demand. However, the global trend in interest rates is at best steady to firmer, and there seems to be little chance of UK interest rates bucking the trend by moving lower.

The key three-month interbank rate was quoted at 12 13/16-12 11/16 per cent against 13-12⅞ per cent on Friday while overnight money traded between an early low of 12¾ per cent and a high of 14 per cent.

**UK clearing bank base lending rate 13 per cent from November 25**

The Bank of England forecast a shortage of around £650m. Factors affecting the market included bills maturing in official hands and a take up of Treasury bills, together with repayment of late assistance draining £1,068m. In addition, banks brought forward balances £80m below target. These were partly offset by a fall in the note circulation of £460m, and Exchequer transactions which added £45m.

The forecast was revised to a shortage of around £600m, and the Bank gave assistance in the morning of £37m through outright purchases of £3m of eligible bank bills in band 1 and £10m in band 2. In band 3 it bought £1m of Treasury bills and £11m of eligible bank bills and a further £12m of bank bills in band 4, all at unchanged rates.

Further help in the afternoon came to £310m and comprised outright purchases of £124m of eligible bank bills in band 1, £80m in band 2, £62m in band 3 and £44m in band 4, all at unchanged rates. Late help came to £205m, making a total of £552m.

Short-term interest rates were slightly higher in Frankfurt although liquidity levels appear to be quite adequate for the time being. Longer term rates were a little firmer where changed, reflecting the market's concern about the dollar's continued rise against the dollar. The Bundesbank has made clear its dislike of importing inflation through a weaker D-Mark.

The authorities announced a fresh sale and repurchase tender, providing details a day earlier than is normal, due to the closure of some West German centres later this week for a partial holiday. The Bundesbank has offered a further 28-day facility with no minimum fixed bid.

### FT LONDON INTERBANK FIXING

| (11.00 a.m. Feb.6) 3 months US dollars | | 6 months US Dollars | |
|---|---|---|---|
| bid 9⅜ | offer 9½ | bid 9½ | offer 9⅝ |

The fixing rates are the arithmetic means rounded to the nearest one-sixteenth, of the bid and offered rates for $10m quoted by the market to five reference banks at 11.00 a.m. each working day. The banks are National Westminster Bank, Bank of Tokyo, Deutsche Bank, Banque National de Paris and Morgan Guaranty Trust.

### MONEY RATES

**NEW YORK** (Lunchtime) — Treasury Bills and Bonds

| | | | | | |
|---|---|---|---|---|---|
| Prime rate | 10½ | One month | 7.66 | Three year | 9.22 |
| Broker loan rate | 10¼-½ | Two month | 8.47 | Four year | 9.18 |
| Fed.funds | 9¼ | Three month | 8.80 | Five year | 9.13 |
| Fed.funds at intervention | 9⅛ | Six month | 9.04 | Seven year | 9.08 |
| | | One year | 9.18 | 10-year | 9.02 |
| | | Two year | 9.26 | 30-year | 8.85 |

| Feb.6 | Overnight | One Month | Two Months | Three Months | Six Months | Lombard Intervention |
|---|---|---|---|---|---|---|
| Frankfurt | 5.80-5.90 | 5.45-5.60 | 5.75-5.90 | 5.90-6.05 | 6.15-6.30 | 6.00 |
| Paris | 8¼-8½ | 8¼-8⅜ | 8⅞-9 | 9-9⅛ | 9 1/16-9 3/16 | 7.25 |
| Zurich | 4⅞-5⅛ | 5⅛-5¼ | - | 5⅝-5⅞ | - | - |
| Amsterdam | 6.43-6.56 | 6.50-6.60 | - | 6.55-6.65 | - | - |
| Tokyo | 3 13/16-3 15/16 | 4⅛-4 3/16 | - | 4 11/16-4 13/16 | - | - |
| Milan | 11½-12 | 12¼-12⅜ | - | 12⅜-12¾ | - | - |
| Brussels | 3.55 | 7½-7⅝ | - | 7 13/16-7 15/16 | - | - |
| Dublin | 7⅜-7⅝ | 7⅞-8⅛ | 8¼-8½ | 8¼-8½ | 8½-8¾ | - |

### LONDON MONEY RATES

| Feb.6 | Overnight | 7 days notice | One Month | Three Months | Six Months | One Year |
|---|---|---|---|---|---|---|
| Interbank Offer | 14 | 13⅛ | 13 1/16 | 12 13/16 | 12¾ | 12⅝ |
| Interbank Bid | 12¾ | 12⅞ | 12 15/16 | 12 11/16 | 12⅝ | 12½ |
| Sterling CDs. | - | - | 13 | 12⅞ | 12⅝ | 12⅝ |
| Local Authority Deps. | 13 | 13 | 12⅞ | 12 13/16 | 12½ | 12¼ |
| Local Authority Bonds | - | - | - | - | - | - |
| Discount Mkt Deps. | 14 | 12⅞ | 12⅞ | 12¾ | - | - |
| Company Deposits | - | - | 12 15/16 | 12 13/16 | 12⅝ | 12⅜ |
| Finance House Deposits | - | - | 12 15/16 | 12⅞ | 12⅝ | 12⅜ |
| Treasury Bills (Buy) | - | - | 12 13/16 | 12¾ | - | - |
| Bank Bills (Buy) | - | - | 12⅞ | 12 11/16 | 12 9/16 | - |
| Fine Trade Bills (Buy) | - | - | 13⅛ | 13 1/16 | 12 13/16 | - |
| Dollar CDs | - | - | 9.20-9.15 | 9.40-9.35 | 9.55-9.50 | 9.75-9.70 |
| SDR Linked Dep Offer | - | - | 7 11/16 | 8⅛ | 8⅜ | 8½ |
| SDR Linked Dep Bid | - | - | 7 9/16 | 7 15/16 | 7 13/16 | 8 |
| ECU Linked Dep Offer | - | - | 8⅜ | 8⅝ | 8¾ | 8⅞ |
| ECU Linked Dep Bid | - | - | 8¼ | 8½ | 8⅝ | 8¾ |

Treasury Bills (sell); one-month 12 11/16 per cent; three months 12⅝ per cent; Bank Bills (sell); one-month 12 11/16 per cent; three months 12⅝ per cent; Treasury Bills; Average tender rate of discount 12.3133 p.c. ECGD Fixed Rate Sterling Export Finance. Make up day January 31, 1989. Agreed rates for period February 26,1989 to March 25, 1989, Scheme I: 13.93 p.c., Schemes II & III: 14.41 p.c. Reference rate for period December 31 to January 31, 1989, Scheme IV&V: 13.171 p.c. Local Authority and Finance Houses seven days' notice, others seven days' fixed. Finance Houses Base Rate 13½ from February 1, 1989. Bank Deposit Rates for sums at seven days notice 4 per cent. Certificates of Tax Deposit (Series 6); Deposit £100,000 and over held under one month 9½ per cent; one-three months 11 per cent; three-six months 11 per cent; six-nine months 11 per cent; nine-twelve months 11 per cent; Under £100,000 9½ per cent from December 1,1988. Deposits withdrawn for cash 5 per cent.

### BASE LENDING RATES

| | % | | % | | % |
|---|---|---|---|---|---|
| ABN Bank | 13 | Clydesdale Bank | 13 | NatWestminster | 13 |
| Adam & Company | 13 | Comm. Bk. N. East | 13 | Northern Bank Ltd | 13 |
| AAB - Allied Arab Bk | 13 | Co-operative Bank | *13 | Norwich Gen. Trust | 13 |
| Allied Irish Bank | 13 | Coutts & Co | 13 | PRIVATbanken Limited | 13 |
| ● Henry Ansbacher | 13 | Cyprus Popular Bk | 13 | Provincial Bank PLC | 14 |
| ANZ Banking Group | 13 | Dunbar Bank PLC | 13 | R. Raphael & Sons | 13 |
| Associates Cap Corp | 12 | Duncan Lawrie | 13 | Roxburghe G'rantee | 13½ |
| Authority Bank | 13 | Equatorial Bank plc | 13 | Royal Bk of Scotland | 13 |
| ● B & C Merchant Bank | 13 | Exeter Trust Ltd | 13½ | Royal Trust Bank | 13 |
| Bank of Baroda | 13 | Financial & Gen. Bank | 13 | ● Smith & Williams Secs. | 13 |
| Banco Bilbao Vizcaya | 13 | First National Bank Plc | 14 | Standard Chartered | 13 |
| Bank Hapoalim | 13 | ● Robert Fleming & Co. | 13 | TSB | 13 |
| Bank Credit & Comm | 13 | Robert Fraser & Ptrs. | 13½ | United Bk of Kuwait | 13 |
| Bank of Cyprus | 13 | Girobank | 13 | United Mizrahi Bank | 13 |
| Bank of Ireland | 13 | ● Guinness Mahon | 13 | Unity Trust Bank Plc | 13 |
| Bank of India | 13 | HFC Bank plc | 13 | Western Trust | 13 |
| Bank of Scotland | 13 | ● Hambros Bank | 13 | Westpac Bank Corp. | 13 |
| Banque Belge Ltd | 13 | Heritable & Gen Inv Bnk | 13 | Whiteaway Laidlaw | 13½ |
| Barclays Bank | 13 | ● Hill Samuel | §13 | Yorkshire Bank | 13 |
| Benchmark Bank PLC | 13 | C. Hoare & Co. | 13 | | |
| Berliner Bank AG | 13 | Hongkong & Shangh | 13 | | |
| Brit Bk of Mid East | 13 | ● Leopold Joseph & Sons | 13 | | |
| ● Brown Shipley | 13 | Lloyds Bank | 13 | | |
| Business Mtge Tst | 13½ | Meghraj Bank Ltd | 13 | | |
| CL Bank Nederland | 13 | McDonnell Douglas Bnk | 13 | | |
| Central Capital | 13 | Midland Bank | 13 | | |
| ● Charterhouse Bank | 13 | Mortgage Express Ltd. | §13.95 | | |
| Citibank NA | 13 | Mount Beleg Corp. | 13 | | |
| City Merchants Bank | 13 | Nat Bk. of Kuwait | 13 | | |

● Members of British Merchant Banking & Securities Houses Association. * Deposit now 5.22% Savewise 8.47%. Top Tier-£10,000+ instant access 11.72% § Mortgage base rate. § Demand deposit 8%. Mortgage 13.625% - 14.00%

# CROSSWORD

No.6,854 Set by CINEPHILE



**ACROSS**
1 Fastener not to stand firm (6)
4 Start copying in wound made by sword (8)
10 Purveyor of drink against change in rent (7)
11 Tree destroyed in front of old campaigner (7)
12 Baker's revolution? (4)
13 Eclipse of wood shaver, possibly (10)
15 Two brother stars, one containing a jewel? (6)
16 Put into place, inches in height (7)
20 Silly as 9 after 1 (7)
21 I take church shrub from fridge (6)
24 If U were I, cooking instructions at speed get better (10)
26 It's said to go in for a look (4)
28 Sacred word spoken quietly to catch one? (7)
29 Information on sailor from Nova? (3,4)
30 Oven grid cooked pigeon (8)
31 Sort of fly in wind by North African port (6)

**DOWN**
1 Drink beer about five years old? (8)
2 Feast – can strike medals (9)
3 Connection for student to write with (4)
5 Sort of letter accompanying chap with symbol of marriage (8)
6 Wood to burn, marriage to abide (10)
7 Dressed after exertion? (5)
8 Topless bird to possess fame (6)
9, 23 Heavyweight in cemetery? (10)
14 Pedestrian's pins ruined in chaos (10)
17 Student I scolded is not repressed (9)
18 Soviet leader found a bit of early winter surrounding fall (8)
19 Confuse or perplex powerless investigator (8)
22 Coat for textbook? (6)
23 See 9
25 Sound of gun in cathedral? (5)
27 Loot of southern comedian (4)

Solution to Puzzle No.6,853



JOTTER PAD


Quality PROMOTIONAL GIFTS

Send this advertisement attached to your company letterhead for a FREE DESIGN incorporating your logo.

● Key Rings ● Cuff Links ● Paperweights ● Enamel Badges

Manufactured by Manhattan-Windsor

STEWARD STREET, BIRMINGHAM, B18 7AF, England.
Fax: 021-454 1497. Telex: 338633 MANHAT G
Contractors to H.M. Government.

F X Problems? see Reuters OTEL


### COMPANY NOTICE

BANQUE ARABE ET INTERNATIONALE D'INVESTISSEMENT (B.A.I.I.)

US$ 100.000.000 F.R.N. Due 1997

Notice is hereby given that the rate of interest for the period from February 6th, 1989 to August 7th, 1989 has been fixed at 9.75%.
On August 7th, 1989 interest of US$ 492.91 per US$ 10.000 nominal amount of the notes and interest of US$ 4,929.17 per US$ 100.000 nominal amount of the notes will be due against interest coupon No 8.

The Principal Paying Agent
Banque Nationale De Paris
(Luxembourg) S.A.

### LEGAL NOTICE

THE BASIC GROUP LIMITED

Registered number: 1982126
Nature of business: Computer Hardware Brokers
Trade classification: 38
Date of appointment of joint administrative receivers: 26 January 1989
Name of person appointing the joint administrative receivers: Barclays Bank plc.
IAN NAPIER CARRUTHERS and JOHN FREDERICK POWELL
Joint Administrative Receivers
(Office holder nos 814 and 248) of Cork Gully, 43 Temple Row, Birmingham B2 5JT

### CLUBS


EVE has outlived the others because of a policy on fair play and value for money. Supper from 10-3.30 am. Disco and top musicians, glamorous hostesses, exciting floorshows. 01-734 0555 189, Regent St.

Denmark
The Financial Times proposes to publish this survey on:
5th April 1989
For a full editorial synopsis and advertisement details, please contact:
Chris Schaanning on 01-248 8000 ext 3699
or write to her at:
Bracken House
10 Cannon Street
London EC4P 4BY
or contact your local representative
FINANCIAL TIMES EUROPE'S BUSINESS NEWSPAPER




# WORLD STOCK MARKETS

**AUSTRIA**

| February 6 | Sch. | + or – |
|---|---|---|
| Creditanstalt | 2,060 | — |
| Goesser | 3,240 | — |
| Interunfall | 14,320 | — |
| Jungbunzlauer | 10,250 | +150 |
| Laenderbank | 360 | — |
| Perlmooser | 680 | — |
| Reininghaus | 900 | –20 |
| Semperit | 191 | +1 |
| Steyr-Daimler | 78 | — |
| Veitscher Mag | 710 | +3 |

**BELGIUM/LUXEMBOURG**

| February 6 | Frs. | + or – |
|---|---|---|
| B.B.L. | 3,520 | –20 |
| Bank Intl. a Lux | 13,750 | — |
| Banque Gen. Du. Lux | 14,000 | — |
| Banque Nat Belg | 37,825 | –25 |
| Bekaert B | 15,200 | +200 |
| Ciment CBR | 6,500 | — |
| Cobepa | 5,850 | — |
| Do. AFV 1 | 5,810 | +20 |
| Do. AFV 2 | 5,870 | — |
| Cockerill | 329 | –1 |
| Colruyt | 12,975 | +125 |
| Delhaize | 5,110 | –40 |
| EBES | 4,890 | +40 |
| Do. AFV 1 | 4,780 | +40 |
| Do. AFV 2 | 4,780 | +50 |
| Fabrique Nat | 676 | –10 |
| GB Inno BM | 1,464 | +10 |
| Do. AFV | 1,478 | +8 |
| GBL(BruxL) | 4,200 | +80 |
| Do. AFV 1 | 4,150 | +45 |
| Do. AFV 2 | 4,150 | +45 |
| Do. AFV 3 | 4,150 | +40 |
| Gechem | 698 | +54 |
| Do. AFV | 632 | +50 |
| Generale Bank | 6,600 | — |
| Do. AFV 1 | 6,650 | — |
| Do. AFV 2 | 7,800 | +10 |
| Gevaert | 8,470 | –30 |
| Hoboken | 14,000 | +100 |
| Do. AFV | 13,900 | +350 |
| Intercom | 3,835 | –5 |
| Do. AFV 1 | 3,800 | +20 |
| Do. AFV 2 | 3,800 | +20 |
| Kredietbank | 4,905 | –15 |
| Do. AFV | 4,805 | –95 |
| Pan Holdings | 13,900 | — |
| Petrofina | 13,975 | –25 |
| Raffinerie Tirle | 1,670 | +10 |
| Royale Belge | 5,130 | –60 |
| Do. AFV 1 | 5,140 | +20 |
| Do. AFV 2 | 5,210 | — |
| Soc Gen Belge | 4,730 | +25 |
| Do. AFV | 4,750 | — |
| Sofina | 12,775 | +50 |
| Solvay | 13,350 | –150 |
| Stanwick Intl. | 160 | — |
| Tessenderlo | 6,330 | –10 |
| Do. AFV | 6,110 | –190 |
| Tractebel | 9,000 | — |
| Do. AFV 1 | 8,790 | +20 |
| Do. AFV 2 | 8,940 | –10 |
| Do. AFV 3 | 8,640 | +50 |
| Do. AFV 4 | 9,290 | — |
| UCB | 10,175 | –100 |
| Do. AFV | 9,990 | — |
| Unerg | 2,800 | — |
| Do. AFV 1 | 2,765 | — |
| Do. AFV 2 | 2,765 | +10 |
| Wagons Lits | 8,030 | — |
| Do. AFV | 17,500 | +50 |

**DENMARK**

| February 6 | Kr | + or – |
|---|---|---|
| Baltica Hldgs | 465.3xr | — |
| Carlsberg | 1196.7 | +11.6 |
| Cop Handelsbank | 319.9 | — |
| D. Sukkerfab | 633.8 | –4.7 |
| Den Danske Bank | 427 | +0.2 |
| East Asiatic | 301.9 | +2.6 |
| GNT Holding | 240 | –7.8 |
| I.S.S. B Systems | 737.1 | +4.3 |
| Jyske Bank | 444.1 | — |
| Nordisk Kabel | 650 | — |
| Novo Inds | 303.5 | — |
| Privatbanken | 295.1 | –1 |
| Royal C'hagen A | 380 | — |
| Smidth (FL) B | 2449.8 | — |
| Sophus Berendsen | 999.8 | +3.4 |
| Superfos | 4804.1 | — |

**FINLAND**

| February 6 | Mka | + or – |
|---|---|---|
| Amer | 168.5 | — |
| Finnish Sugar | 74 | +2 |
| Huhtamaki I Free | 79.5 | –0.35 |
| Huhtamaki K Free | 172.5 | — |
| KOP | 62.5 | –1.8 |
| Kone | 299 | +2 |
| Kymmene | 132 | –1.5 |
| Nokia | 128.5 | –2.5 |
| Pohjola 'B' | 104.5 | –1 |
| Rauma-Repola | 40 | –0.55 |
| Stockmann 'B' | 187.5 | –3 |
| UBF 'C' | 33.4 | –1 |
| Utd. Paper Prf. | 134.5 | –1 |
| Wartsila (sl1) | 250 | — |

**FRANCE**

| February 6 | Frs. | + or – |
|---|---|---|
| Accor | 632 | –5 |
| Afrique Occiden | 2,038 | +3 |
| Air Liquide | 608 | –10 |
| Alcatel | 3,000 | +135 |
| Alsthom | 504 | –10 |
| Arjomari-Prioux | 2,620 | +8 |
| Autillare d'Ent | 949 | –10 |
| BIC | 811 | –5 |
| BSN | 675 | –10 |
| Bancaire Cie | 540 | –11 |
| BNP (Cert.Inv.) | 315 | +6 |
| Beghin-Say | 635 | –18 |
| Do. Certs | 409 | +9 |
| Bongrain | 3,180 | –10 |
| Bouygues | 628 | –2 |
| Carnaud | 601 | +11 |
| Carrefour | 3,380 | –20 |
| Casino | 212 | –3 |
| Cetelem | 669 | — |
| Chargeurs | 1,305 | –5 |
| Clements Fr. | 1,328 | –30 |
| Club Mediterranee | 569 | –17 |
| Coflmeg | 342 | –3 |
| Coplf | 345 | — |
| CGE | 413.5 | –12.5 |
| Copamex | 371 | –5 |
| Cred Foncier Fr | 925 | –1 |
| Credit National | 1,156 | –16 |
| Damart | 3,145 | –92 |
| Docks de France | 3,040 | –10 |
| Dollfus-Mieg | 520 | –19 |
| Dumez S.A. | 878 | –10 |
| Eaux (Cie Gen) | 1,756 | –50 |
| Ecco | 1,825 | –15 |
| Electrofin're | 970 | –35 |
| Elf-Aquitaine | 437 | +14 |
| Do. Certs | 370 | +19 |
| Epeda-Bertrand | 1,244 | –6 |
| Essilor | 3,677 | –23 |
| Eternit (Fin) | 3,060 | +4 |
| Eurafrance | 1,761 | –14 |
| Eurocom | 1,435 | –5 |
| Euromarche | 2,796 | –13 |
| Exor | 1,410 | –25 |
| Finextel | 207 | +1 |
| Fonciere Lyons | 560 | — |
| Fromageries | 1,720 | –8 |
| GTM-Entrepose | 1,168 | –55 |
| Gaumont (Soc N) | 635 | +8 |
| Gen Geophysique | 587 | +2 |
| Gen.Occidentale | 930 | –20 |
| Hachette | 337 | –5 |
| Havas | 745 | –25 |
| Do. Certs | 675 | +6 |
| Imetal | 360.5 | –4.5 |
| Immeubles de Fr | 1,025 | — |
| Immeubles Pl Mon | 370 | +11 |
| Immobanque | 728 | –12 |
| Industrielle | 3,490 | +80 |
| Interbail | 524 | –4 |
| Intertechnique | 1,560 | –82 |
| LVMH | 4,010 | –90 |
| Lafarge Coppee | 1,560 | –28 |
| La Henin | 948 | –12 |
| L'Oreal | 4,151 | –1 |
| Legrand | 3,770 | +50 |
| Locafrance | 451 | –8 |
| Lyonn. des Eaux | 1,674 | +29 |
| Maisons Phenix | 86 | –2 |
| Matra S.A. | 281 | –5 |
| Merlin-Gerin | 3,940 | –30 |
| Michelin B | 212 | +3 |
| Midi (Cie) | 1,650 | –30 |
| Moulinex | 132 | –6 |
| Navigation Mixt | 1,185 | –22 |
| Nord Est | 149 | –0 |
| Nouvelle Galer. | 601 | –8 |
| OFP | 1,450 | — |
| Orsan | 550 | –8 |
| Paribas | 490 | –4 |
| Paris Reescompte | 435 | –3 |
| Pechelbronn | 1,231 | –49 |
| Pernod Ricard | 1,388 | –18 |
| Perrier | 1,765 | –6 |
| Peugeot S.A. | 1,552 | –23 |
| Pollet | 664 | +4 |
| Pretabail Sicomi | 1,030 | –10 |
| Printemps Au | 638 | +13 |
| Promodes | 3,165 | –34 |
| Radiotech | 745 | +8 |
| Redoute | 3,380 | –21 |
| Rhone-Poul (Cts) | 618 | +2 |
| Roussel-Uclaf | 1,719 | +14 |
| SR.IC | 720 | +6 |
| Sagem | 1,606 | –23 |
| St. Gobain | 605 | –13 |
| Saint Louis | 1,261 | –38 |
| Sanofi | 810 | –14 |
| Schneider | 702 | +7 |
| Seb SA | 1,055 | +5 |
| Sefimeg | 444 | +9 |
| Simco | 525 | +3 |
| Skis Rossignol | 1,090 | –10 |
| Soc. Gen. de Fr | 488xr | –11 |
| Sommer-Allibert | 2,705 | –75 |
| Spie-Batignolles | 523 | +2 |
| Suez (Fin de) | 327 | –10 |
| Taittinger | 3,264 | –136 |
| TRT | 1,235 | –25 |
| Telemech Elect | 4,540 | +280 |
| Thomson (CSF) | 296 | –5 |
| Total-Petroles Fr. | 412 | +1 |
| UFB Locabail | 458 | +8 |
| Unibail | 725 | — |
| Union Immob Fr | 536 | –11 |
| Valeo | 685 | +15 |
| Vallourec | 349 | –4 |

**GERMANY**

| February 6 | Dm. | + or – |
|---|---|---|
| AEG | 195.5 | +0.5 |
| AG Ind & Verkehr | 475 | +7.5 |
| Aachener Muench | 805 | — |
| Allianz AG | 1,861 | +8 |
| Altana | 402 | — |
| Asko Deutsche K | 776.5 | +0.5 |
| Do. Prf. | 660 | — |
| BASF | 297.5 | +9.5 |
| Badenwerk | 179 | — |
| Bayer | 308 | +5.3 |
| Bayer-Hypo | 377 | +5 |
| BMW | 517 | +3.5 |
| Bayer-Verein | 384 | +4 |
| Beiersdorf | 535 | — |
| Berliner Kraft | 105.2 | +1.7 |
| BHF-Bank | 440 | +10 |
| Bilfinger & Berg | 361 | +21 |
| Brown Boveri | 385 | +7.5 |
| Colonia Versich | 601 | +1.7 |
| Do. Pref. | 605 | +15 |
| Commerzbank | 247 | +1.5 |
| Continental AG | 264.8 | +0.8 |
| DLW | 498 | +6 |
| Daimler-Benz | 679 | +3 |
| Deckel (Fr.) | 164 | +4 |
| Degussa | 434 | +2 |
| Deutsche Babcock | 171 | +4 |
| Deutsche Bank | 532.5 | +5 |
| Didier-Werke | 298.8 | +4.8 |
| Dragerwerk | 285 | — |
| Dresdner Bank | 302.5 | +4 |
| Fag Kugelfischer | 352 | +4 |
| Feldmuehle Nobel | 325 | — |
| Gerresheimer | 298 | +3 |
| Goldschmidt (TH) | 411 | –5 |
| Hamburg Elekt | 124.5 | –0.5 |
| Hapag Lloyd | 380 | — |
| Harpener | 480.5 | +2.5 |
| Heidelberger Zem | 641 | –8.5 |
| Henkel | 532.7 | +11.2 |
| Herlitz | 236 | –2 |
| Hochtief | 705.5 | — |
| Hoechst | 308.8 | +6.3 |
| Hoesch | 235 | –1 |
| Holzmann (P) | 604xr | –16 |
| Horten | 235 | +0.5 |
| Hussel | 465 | +5 |
| Industriekredit | 235.1 | –1.9 |
| Industrie Werke | 285 | +7.5 |
| Kali & Salz | 197 | — |
| Karstadt | 444.9 | +4.4 |
| Kaufhof | 433 | +4.5 |
| KHD | 178.5 | +4.5 |
| Kloeckner Werke | 163.5 | –0.5 |
| Kraft Werke Rh | 284 | — |
| Lahmeyer | 730 | –0.5 |
| Leifheit | 480 | +9 |
| Linde | 786 | +6 |
| Lufthansa | 173 | +3 |
| Do. N/V Pref. | 150.5 | +2.7 |
| MAN | 269.5 | +14 |
| Do. Pref. | 224 | +8 |
| Mannesmann | 225 | +10.5 |
| Mannheimer Vers | 698 | –12 |
| Mercedes Hld | 557 | +5 |
| Metallgesell | 406 | +11 |
| Muench Rueck | 2,070 | –70 |
| Nixdorf | 342.5 | +2.5 |
| PWA | 281.7 | –2.3 |
| Philips Kommun. | 680 | +5.2 |
| Porsche | 724.5 | +7.5 |
| Preussag | 250 | –1 |
| Rheinelektra | 1,385 | +10 |
| Rhein West Elect | 252 | +6.8 |
| Do. Pref. | 229.2 | +2.7 |
| Rheinmetall Berl | 434 | +7 |
| Do. Pref. | 287 | +2 |
| Rosenthal | 292 | +2 |
| Schering | 641 | +11 |
| Schmalbach-Lub | 183.5 | +1.5 |
| Siemens | 529 | +4.5 |
| Springer Vlg Rg | 522 | +21.5 |
| Sud-Chemie | 536 | — |
| Thyssen | 215.5 | +1.5 |
| Varta | 360 | +10 |
| Veba | 283.2 | +3.5 |
| V.E.W. | 170 | –0.2 |
| Verein-West | 453 | — |
| Volkswagen | 327.5 | +6.5 |
| Do. Pref. | 286 | +2 |
| Wella Pref. | 634 | +9 |
| Zanders Feln'per | 300 | +3 |

**ITALY**

| February 6 | Lire | + or – |
|---|---|---|
| Banca Com'le | 3,455 | +36 |
| Banca Naz Agric | 10,050 | +95 |
| Banco Lariano | 3,899 | +67 |
| Bastogi-IRBS | 333 | +4 |
| Benetton | 11,101 | +141 |
| Burgo (Cartiere) | 13,550 | –20 |
| CIR | 5,710 | –5 |
| Caffaro | 1,070 | +10 |
| Cementir | 3,710 | +65 |
| Cigahotel | 4,090 | +60 |
| Cofide | 5,830 | +50 |
| Credito Italiano | 1,774 | +53 |
| Danieli | 7,770 | –2 |
| Eridania | 5,556 | +11 |
| Fiat | 9,585 | +65 |
| Do. Priv. | 5,940 | +67 |
| Fidis | 6,846 | +41 |
| Fondiaria | 73,500 | +100 |
| Gemina | 1,740 | –5 |
| Generali Assicur | 41,800 | +380 |
| Gilardini Inds. | 12,450 | +140 |
| IFI Priv. | 18,400 | — |
| Italcable | 11,110 | +60 |
| Italcementi | 120,950 | +550 |
| Italgas | 2,150 | +24 |
| Lloyd Adriatico | 17,620 | +130 |
| Magneti Marelli | 2,820 | +14 |
| Mediobanca | 20,840 | –40 |
| Mira-Lanza | 45,400 | –300 |
| Montedison | 2,053 | +13 |
| Olivetti | 9,360 | +25 |
| Pirelli Co | 6,975 | +25 |
| Pirelli Spa | 2,977 | –3 |
| Rinascente La | 4,940 | +60 |
| RAS | 41,550 | +240 |
| SIP | 2,678 | +74 |
| Saffa A | 8,598 | +58 |
| Saipem | 2,635 | +25 |
| SASIB | 4,450 | +20 |
| Siossigeno | 33,490 | +150 |
| Sirti Spa | 8,955 | +45 |
| SMI | 1,318 | +15 |
| Snia BPD | 2,730 | +25 |
| Toro Assicur | 21,850 | +150 |
| Tosi Franco | 20,230 | — |
| Unicem | 24,100 | +100 |

**NETHERLANDS**

| February 6 | Fls. | + or – |
|---|---|---|
| ACF Holding | 64.90 | –0.1 |
| AEGON | 93.20 | –0.9 |
| Ahold | 91.80 | –0.6 |
| AKZO | 152.10 | –0.9 |
| ABN | 42.60 | –0.5 |
| AMEV | 54.60 | –0.7 |
| AMRO | 81.70 | –0.6 |
| Bols Lucas | 139.50 | –0.5 |
| Borsumij Wehry | 130.50 | — |
| Buehrmann-Tet | 63.50 | –0.1 |
| Center Parcs | 67.00 | –0.8 |
| Cenrale Suiker | 65.30 | +0.2 |
| Dordtsche Petroleum | 231.50 | –0.5 |
| Elsevier Ndv | 64.10 | –0.5 |
| Fokker | 29.80 | –0.1 |
| Gamma | 72.00 | +1.3 |
| Gist Brocades | 37.20 | –0.2 |
| Heineken | 148.90 | –0.6 |
| Holl. Beton | 187.50 | –0.5 |
| Hoogovens | 74.00 | +0.1 |
| Hunter Douglas | 91.00 | — |
| IHC Caland | 21.80 | +0.3 |
| Int Mueller | 80.50 | — |
| KLM | 46.00 | +0.1 |
| Kempen | 16.40 | –0.6 |
| KNP | 49.9 | –0.6 |
| Nat. Ned Cert | 66.60 | –0.4 |
| Ned Mid Bank | 197.00 | +2.5 |
| Nedlloyd | 301.30 | –1.7 |
| Nijverdal-Ten Ct | 88.60 | –0.4 |
| Nutricia Ver B. | 266.00 | — |
| Oce Grinten | 302.00 | –1 |
| Ommeren (Van) | 37.60 | +0.1 |
| Pakhoed | 121.00 | –1.4 |
| Philips | 36.00 | –0.2 |
| Robeco | 105.30 | +0.2 |
| Rodamco | 160.10 | +0.4 |
| Rolinco | 101.00 | +0.3 |
| Rorento | 61.90 | +0.1 |
| Royal Dutch | 125.30 | –0.7 |
| Unilever | 130.50 | –1.1 |
| VMF Stork | 29.40 | –0.4 |
| VNU | 92.30 | –0.6 |
| Wessanen | 82.00 | –0.7 |
| Wolters Kluwer | 157.20 | –0.3 |

**NORWAY**

| February 6 | Kroner | + or – |
|---|---|---|
| Aker | 57.00 | +4 |
| Bergens Bank | 184.00 | +7.5 |
| Bergesen B | 415.00 | — |
| Christiania Bk | 188.50 | — |
| Den Norske Credit | 114.50 | +7 |
| Dyno Ind. | 102.00 | — |
| Elkem | 206.00 | +4 |
| Hafslund Nyco. | 162.00 | — |
| Kosmos | 156.50 | –3.5 |
| Kvaerner | 312.50 | +0.5 |
| Nora Industrier | 210.00 | — |
| Norsk Data A | 51.00 | +1 |
| Norsk Hydro | 142.00 | +1.5 |
| Orkla Borregaard | 314.5 | +9.5 |
| Storebrand | 160.00 | +5.5 |

**SPAIN**

| February 6 | Pts.% | + or – |
|---|---|---|
| Banco Bilbao Viz | 1,125 | — |
| Banco Central | 985 | — |
| Banco Exterior | 400 | — |
| Banco Hispano | 750 | –5 |
| Banco Popular | 1,715 | –5 |
| Banco Santander | 904 | — |
| Banesto | 985 | — |
| Citroen Hispania | 1,275 | +10 |
| Corp. Mapfre | 1,615 | — |
| Dragados | 489 | +10 |
| Ebro | 3,136 | –3 |
| Electra Viesgo | 305 | +5 |
| Energia Ind Ara | 522 | –2 |
| Esp Carburos Mt. | 750 | +5 |
| Esp Acero Todor | 297 | +5 |
| Explosivos Rio | 311 | +0.5 |
| Fasa Renault | 445 | +5 |
| Fecsa | 44.7 | –0.1 |
| Hidrol Cantab. | 168.5 | +0.5 |
| Hidrola | 86 | — |
| Iberduero | 116 | +0.9 |
| Kolpe | 380 | +5 |
| Metal Duro-Felg | 435 | –2 |
| Petroleos (Cia Esp) | 481 | +2 |
| Portland Vald. | 3,750 | +30 |
| SNIACE | 196 | +2 |
| Sarrio | 408 | –1 |
| Savin | 505 | –10 |
| Sevillana Elec. | 91.5 | –1 |
| Tabacalera | 816 | +7 |
| Telefonica | 191 | +1 |
| Torras Hostench | 2,073 | — |
| Union Elec-Fen. | 75.7 | –0.3 |
| Union y el Fenix | 2,550 | — |
| Uralita | 619 | –3 |
| Urbis Ser.2 | 540 | –4 |

**SWEDEN**

| February 6 | Kronor | + or – |
|---|---|---|
| AGA B (Free) | 238 | +4 |
| Alfa-Laval B (Free) | 490 | –5 |
| Asea A Free | 420 | –1 |
| Asea B (Free) | 417 | –6 |
| Astra B (Free) | 256 | –6 |
| Atlas Copco A (Free) | 323 | –2 |
| Electrolux B (Free) | 306 | –3 |
| Ericsson B (Free) | 393 | –3 |
| Esselte B (Free) | 211 | — |
| Gambro B Free | 115 | — |
| Mo Och Dom B Free | 380 | –5 |
| Pharmacia B (Free) | 218 | — |
| Saab-Scania B Free | 205 | — |
| Sandvik B (Free) | 335 | +8 |
| Skanska (Free) | 205 | — |
| Skandia Intl | 254 | –5 |
| Skan Enskilda | 182 | –3 |
| SKF B Free | 465 | — |
| St. Kopparb'g A Free | 355 | –4 |
| Svta Cell'sa B (Free) | 384 | –5 |
| Svta Handelsbo. | 171 | — |
| Trelleborg B Fr | 370 | — |
| Volvo B (Free) | 418 | –2 |

**SWITZERLAND**

| February 6 | Frs. | + or – |
|---|---|---|
| Adia Intl | 8,125 | –45 |
| Alusuisse | 940 | +1 |
| Do. Ptg. Certs. | 75 | +0 |
| Baloise Hld Ptg | 2,260 | +10 |
| Bank Leu | 3,060 | +10 |
| Do. Ptg. | 416 | –1 |
| Brown Boveri | 2,925 | +40 |
| Do. Ptg. | 451 | +6 |
| Ciba Geigy | 3,035 | +15 |
| Do. (PtCts) | 2,350 | +15 |
| Credit Suisse | 2,800 | +20 |
| Elektrowatt | 2,970 | +45 |
| Elvia | 1,825 | +15 |
| Fischer (Geo.) | 1,350 | –20 |
| Do. Ptg. | 214 | +4 |
| Forbo | 2,825 | –15 |
| Hoff-Roche (PtCts) | 139,000 | +1,000 |
| Hoff-Roche 1/10 | 13,925 | +100 |
| Holderbank (Br) | 5,050 | — |
| Holzstoff (Br) | 5,650 | — |
| Inspectorate Int. | 2,160 | –30 |
| Do. Ptg. | 295 | –1 |
| Jacobs Suchard | 7,110 | +10 |
| Do. Ptg. | 633 | +10 |
| Jelmoli | 2,525 | –25 |
| Do. Ptg Certs | 373 | –2 |
| Landis and Gyr | 1,380xr | –10 |
| Do Priority Ptg | 123xr | +1 |
| Mag. Globus Ptg | 1,100 | — |
| Mikron (Br) | 2,040 | –35 |
| Motor-Columbus | 1,350 | +5 |
| Nestle | 7,325 | –15 |
| Oer-Buhrle | 1,175 | +10 |
| Pargesa Hldg | 1,615 | +35 |
| Pirelli | 266 | — |
| Sandoz (Br) | 9,700 | +50 |
| Do. (PtCts) | 1,720 | — |
| Schindler (Br) | 5,250 | +75 |
| Do. (PtCts) | 824 | –11 |
| Sika | 750 | — |
| Surveillance | 4,850 | +25 |
| Swissair | 1,040 | +35 |
| Swiss Bank | 336 | +1 |
| Do. Ptg. | 296 | +1 |
| Swiss Reinsce | 10,000 | +175 |
| Do. Ptg. | 1,600 | –5 |
| Swiss Volksbk | 1,750 | –10 |
| Union Bank | 3,185 | –15 |
| Do. Ptg. | 117 | –1 |
| Winterthur | 4,140 | +65 |
| Do. Ptg. | 687 | +5 |
| Zurich Ins | 4,470 | +70 |
| Do. Ptg. | 1,715 | +30 |

**SOUTH AFRICA**

| February 6 | Rand | + or – |
|---|---|---|
| Abercom | 4.3 | — |
| AECI | 15 | — |
| Allied Tech | 99 | –1 |
| Anglo Am Coal | 52 | — |
| Anglo Am Corp | 71.25 | +0.25 |
| Anglo Am Gold | 255 | +4 |
| Barlow Rand | 31 | +0.9 |
| Buffels | 31 | — |
| CNA Gallo | 8 | — |
| Currie Finance | 3.9 | — |
| De Beers | 47.85 | +1.1 |
| Deelkraal Gold | 9.65 | +0.05 |
| Driefontein | 33.75 | +0.25 |
| East Rand Gold | 11.5 | — |
| Elandsrand Gold | 17.25 | +0.1 |
| First Nat. Bank | 16.25 | +0.25 |
| Free State Cons Gold | 29 | +0.3 |
| Gold Fields SA | 68 | +0.5 |
| Hartebeest. | 22 | — |
| Highveld Steel | 10.68 | –0.02 |
| Kinross Gold | 33 | — |
| Kloof Gold | 30.25 | –0.25 |
| Libanon Gold | 5.6 | –0.15 |
| Malcor Hldgs | 21.5 | +0.5 |
| Nedbank | 7.6 | — |
| OK Bazaars | 15 | — |
| Palabora Mining | 53.5 | +0.75 |
| Rembrandt | 9.75 | +0.15 |
| Rust Plat | 50.25 | +0.25 |
| Safmarine & Ren. | 23.5 | +0.5 |
| Sage Holdings | 13 | — |
| Smith (CG) Fds | 21 | — |
| SA Brewers | 21 | — |
| SA Mang. Amcor | 21.25 | — |
| Tiger Oats | 35 | — |
| Tongaat Hulett | 15 | — |
| Vaal Reefs | 290 | +4.2 |
| Western Deep | 108.5 | +0.5 |

**JAPAN**

| February 6 | Yen | + or – |
|---|---|---|
| Ajinomoto | 2,970 | +10 |
| Akebono Brake | 900 | — |
| All Nippon Air | 1,900 | –20 |
| Alps Electric | 1,640 | +20 |
| Amada | 1,310 | +10 |
| Amano | 1,650 | +50 |
| Ando Construct | 989 | +19 |
| Anritsu | 2,040 | +40 |
| Aoki Corp | 1,270 | +80 |
| Arabian Oil | 6,610 | –70 |
| Asahi Breweries | 2,100 | +10 |
| Asahi Chemicals | 1,170 | +60 |
| Asahi Glass | 1,970 | –20 |
| Asahi Optical | 770 | — |
| Asics Corp. | 811 | –7 |
| Atsugi Nylon | 1,270 | –30 |
| Bank Tokyo | 1,700 | — |
| Banyu Pharm | 1,480 | +10 |
| Bridgestone | 1,420 | –20 |
| Brother Inds | 880 | +7 |
| CSK Corp. | 5,220 | +10 |
| Calpis Food | 1,400 | +10 |
| Calsonic Corp. | 860 | –8 |
| Canon | 1,510 | — |
| Canon Sales | 2,900 | –60 |
| Casio Computer | 1,440 | –10 |
| Central Finance | 775 | –15 |
| Central Glass | 887 | –13 |
| Chiba Bank | 1,430xr | — |
| Chiyoda Chem | 1,170 | –10 |
| Chiyoda Fire | 1,100 | — |
| Chubu Elect Pwr | 5,230 | +80 |
| Chugai Pharm | 1,550 | –20 |
| Chugoku El Power | 4,200 | +50 |
| Citizen Watch | 993 | +28 |
| Daicel Chemical | 920 | –5 |
| Daiichi Seiyaku | 2,930 | –20 |
| Daido Steel | 890 | +4 |
| Daiei | 2,420 | –40 |
| Daifuku | 1,130 | –10 |
| Dai Ichi Kan Bank | 3,600 | +40 |
| Daikin Inds | 1,160 | +10 |
| Daikyo Kanko | 2,940 | — |
| Daimaru | 1,230 | — |
| Dai Nippon Ink | 872 | +3 |
| Dai Nippon Phar | 2,270 | –30 |
| Dai Nippon Ptg | 2,510 | — |
| Dai Nippon Toryo | 948 | +11 |
| Daishowa Paper | 2,300 | –100 |
| Dai Tokyo F&M | 1,370 | +60 |
| Daiwa Bank | 1,560 | –10 |
| Daiwa House | 2,100 | –10 |
| Daiwa Sec | 2,530 | –10 |
| Denny's | 3,510 | –10 |
| Diesel Kiki | 865 | –5 |
| Dowa Fire & Mar | 1,050 | +10 |
| Dowa Mining | 840 | +14 |
| Ebara | 1,360 | –20 |
| Eisai | 2,090 | –10 |
| Ezaki Glico | 1,270 | –20 |
| Fanuc | 5,820 | –10 |
| Fudo Construct | 1,000 | +17 |
| Fuji Bank | 3,580 | –10 |
| Fuji Electric | 896 | +4 |
| Fuji Film | 3,480 | –20 |
| Fuji Fire & Mar | 1,050 | +30 |
| Fuji Heavy Ind | 886 | +11 |
| Fujikura | 1,280 | +40 |
| Fujisawa | 1,850 | +10 |
| Fuji Spinning | 680 | –4 |
| Fujita Tourist | 2,200 | — |
| Fujitsu | 1,520 | +10 |
| Furukawa Elect | 929 | +10 |
| Gakken | 1,800 | — |
| Gen Sekiyu | 1,720 | +50 |
| Godo Shusei | 1,530 | –20 |
| Green Cross | 1,670 | +20 |
| Gen-Ei Chem | 950 | +10 |
| Gunze | 1,180 | — |
| Hankyu Corp. | 1,100 | +30 |
| Hanshin El Rail | 925 | +39 |
| Haseguma Kom | 1,360 | +30 |
| Hattori Seiko | 2,130 | — |
| Hazama-Gumi | 1,350 | +200 |
| Heiwa Real Est | 1,850 | — |
| Hino Motors | 932 | +11 |
| Hirose Electric | 4,260 | –10 |
| Hiroshima (Bank) | 1,100 | –20 |
| Hitachi | 1,610 | — |
| Hitachi Cable | 1,120 | –10 |
| Hitachi Credit | 1,560 | +30 |
| Hitachi Koki | 1,360 | –20 |
| Hitachi Maxell | 2,220 | –20 |
| Hitachi Metals | 1,300 | +40 |
| Hitachi Sales | 823 | — |
| Hitachi Zosen | 627 | +7 |
| Hokkaido Elect. | 4,120 | +30 |
| Hokkaido Takush | 1,060 | –20 |
| Hokuriku El Pwr | 4,160 | –30 |
| Honda | 2,100 | — |
| Honshu Paper | 1,000 | +4 |
| House Food Ind | 2,010 | — |
| Hoya | 2,050 | –30 |
| IHI | 1,140 | — |
| Ibara Chemical | 1,020 | +10 |
| Ikegami Tsush | 1,770 | +160 |
| Inax | 1,720 | — |
| Indl Bank Japan | 4,400 | +110 |
| Iseki & Co. | 690 | –10 |
| Isetan | 2,440 | –40 |
| Ishihara Sangyo | 784 | –14 |
| Isuzu Motors | 923 | +1 |
| ItohC | 1,120 | –10 |
| Itoham Foods | 1,440 | +10 |
| Itoman & Co. | 1,130 | +20 |
| Ito Yokado | 4,440 | — |
| Iwatsu Electric | 1,610 | +120 |
| Izumiya | 2,230 | — |
| JGC Corp. | 1,220 | –20 |
| JEOL | 1,130 | –20 |
| Janome Sew Mach | 3,080 | –100 |
| JAL | 17,400 | — |
| Japan Metals | 836 | +16 |
| Japan Radio | 1,770 | –10 |
| Japan Steel Wks | 752 | –8 |
| Jap S Battery | 921 | –19 |
| Japan Synth Rbr | 1,200 | –10 |
| Japan Wool | 1,810 | –20 |
| Jujo Paper | 1,160 | +40 |
| Jusco | 1,880 | +10 |
| Kagome | 1,730 | +10 |
| Kajima | 2,100 | +20 |
| Kaken Pharm | 1,760 | +50 |
| Kandenko | 3,870 | –80 |
| Kanebo | 781 | +3 |
| Kanegafuchi Chm | 995 | +4 |
| Kanematsu-Gosho | 795 | +30 |
| Kansai Elect. Power | 5,540 | –40 |
| Kansai Paint | 833 | +26 |
| Kao Corp | 1,740 | –10 |
| Kashiyama | 1,850 | –10 |
| Kawasaki Heavy | 922 | –18 |
| Kawasaki Kisen | 565 | +10 |
| Kawasaki Steel | 961 | –19 |
| Keihin Elec Exp | 1,920 | –20 |
| Keio Teito Elec | 1,370 | –10 |
| Kikkoman | 1,210 | +20 |
| Kinki Elec Cons | 2,990 | +10 |
| Kinki Nippon Rl | 1,500 | +30 |
| Kirin Brewery | 1,940 | — |
| Kobe Steel | 787 | +7 |
| Koito Mfg | 4,250 | –50 |
| Kokusai Electric | 2,650 | +40 |
| Kokuyo | 3,130 | +10 |
| Komatsu | 1,190 | +20 |
| Konica | 1,010 | –10 |
| Koraku-en | 4,380 | — |
| Koyo Seiko | 1,170 | –10 |
| Kubota | 980 | –9 |
| Kumagai-Gumi | 1,370 | +40 |
| Kumiai Chemical | 966 | –24 |
| Korabo Inds. | 758 | +1 |
| Kuraray | 1,340 | –20 |
| Kureha Chemical | 1,150 | –10 |
| Kurita Water | 1,140 | –50 |
| Kurosaki Refrac | 1,150 | –60 |
| Kyocera | 5,090 | –30 |
| Kyodo Shiryo | 796 | +5 |
| Kyotaru | 1,890 | –30 |
| Kyowa Bank | 1,330 | –20 |
| Kyowa Hakko | 1,550 | –10 |
| Kyushu Electric | 4,160 | — |
| Lion | 1,030 | –10 |
| Long Term Cred. | 20,900 | +500 |
| Maeda Construct | 1,680 | +40 |
| Makino Milling | 1,090 | +40 |
| Makita Elect Wk | 1,620 | — |
| Marubeni | 918 | +8 |
| Marudai Food | 1,290 | +10 |
| Marui | 3,080xr | +20 |
| Maruichi Steel | 1,820 | –50 |
| MEI | 2,490 | +10 |
| Matsu Elect. Wks. | 1,960 | — |
| Matsushita Koto | 1,900 | –70 |
| Matsushita Refrig | 1,540 | +10 |
| Mazda Motors | 820 | +19 |
| Meiji Milk | 1,600 | –10 |
| Meiji Seika | 983 | –2 |
| Mikuni Coca Cola | 1,920 | +30 |
| Minebea | 1,210 | –10 |
| Minolta Camera | 850 | — |
| Misawa Homes | 2,200 | — |
| M'bishi Bank | 3,390 | +40 |
| M'bishi Belting | 1,550 | –30 |
| M'bishi Corp | 1,480 | +20 |
| M'bishi Elec | 1,090 | — |
| M'bishi Estate | 2,740 | +50 |
| M'bishi Gas Chem | 850 | –8 |
| MHI | 1,170 | — |
| M'bishi Kasei | 1,140 | –10 |
| M'bishi Metal | 970 | +24 |
| M'bishi Min Cmt | 985 | +22 |
| M'bishi Oil | 1,400 | +30 |
| M'bishi Paper | 1,200 | +30 |
| M'bishi Petchem | 1,530 | –10 |
| M'bishi Plastics | 904 | –2 |
| M'bishi Rayon | 760 | +4 |
| M'bishi Steel | 2,970 | +200 |
| M'bishi Tst | 3,180 | –10 |
| M'bishi Warehse. | 1,780 | — |
| Mitsui Bank | 2,430 | –20 |
| Mitsui Co. | 1,150 | –10 |
| Mitsui Eng Shb | 777 | +7 |
| Mitsui Mng & Sm | 797 | +23 |
| Mitsui Osk Line | 775 | –2 |
| Mitsui Petchem | 1,430 | –30 |
| Mitsui Real Estate | 2,950 | –10 |
| Mitsui Toatsu | 900 | — |
| Mitsui Tst & Bkg | 2,110 | — |
| Mitsui Wareho | 1,160 | –30 |
| Mitsukoshi | 2,440 | –20 |
| Mitsumi Elect | 1,070 | +10 |
| Miyaji Iron Wks | 1,000 | +59 |
| Mizuno Sporting | 1,510 | +10 |
| Mochida Pharm | 3,980 | –10 |
| Morinaga Milk | 867 | –1 |
| Mori Seiki | 2,410 | +10 |
| Murata Mfg | 2,440 | –10 |
| NEC | 1,920 | +10 |
| NGK Insulators | 1,280 | — |
| NGK Spark Plug | 1,280 | +40 |
| NHK Spring | 866 | –13 |
| NKK Corp. | 970 | — |
| NOK Corp. | 990 | –50 |
| NTN Toyo Brg | 919 | –1 |
| Nachi Fujikoshi | 997 | +3 |
| Nagasakiya | 4,400 | +150 |
| Nagase | 1,280 | –30 |
| Nagoya Railroad | 1,210 | –10 |
| National House | 1,720 | –30 |
| Nichii | 2,650 | –20 |
| Nichirei | 1,250 | +70 |
| Nihon Cement | 1,220 | +90 |
| Nihon Nosan | 745 | +4 |
| Nihon Parkeriz. | 1,080 | –10 |
| Niigata Eng | 781 | –6 |
| Nikko Sec | 2,090 | +30 |
| Nikon Corp. | 1,250 | –10 |
| Nippon Cred Bnk | 13,900 | +100 |
| Nippon Denko | 943 | +17 |
| Nippon Denso | 1,930 | +20 |
| Nippon Elect Gl | 2,160 | +30 |
| Nippon Express | 1,550 | –20 |
| Nippon Fire | 1,130 | — |
| Nippon Flour | 872 | +5 |
| Nippon Hodo | 3,320 | –20 |
| Nippon Kayaku | 1,250 | +30 |
| Nippon Lt Metal | 851 | +1 |
| Nippon Meat Pack | 2,090 | — |
| Nippon Mining | 905 | +30 |
| Nippon Oil | 1,670 | +100 |
| Nippon Paint | 894 | +14 |
| Nippon Road | 1,700 | –30 |
| Nippon Sanso | 820 | –12 |
| Nippon Seiko | 980 | –18 |
| Nippon Sharyo | 1,430 | — |
| Nippon Sh Glass | 980 | –4 |
| Nippon Shinpan | 1,370 | –20 |
| Nippon Shinyaku | 1,600 | +20 |
| Nippon Soda | 880 | — |
| Nippon Stainless | 1,030 | +10 |
| Nippon Steel | 911 | –3 |
| Nippon Suisan | 865 | +24 |
| Nippon TV | 23,700 | — |
| Nippon Yakin | 1,460 | –10 |
| Nippon Yusen | 911 | –3 |
| Nippon Zeon | 964 | –16 |
| Nishimatsu Cons | 1,460 | +140 |
| Nissan Diesel | 840 | +11 |
| Nissan Motor | 1,340 | — |
| Nissei Sangyo | 1,690 | –60 |
| Nisshin Flour | 1,510 | — |
| Nisshin Oil | 990 | –30 |
| Nisshinbo Inds. | 1,390 | — |
| Nissho Iwai | 861 | +11 |
| Nissin Electric | 1,040 | — |
| Nissin Food | 2,990 | –30 |
| Nitsuko | 1,370 | +10 |
| Nitto Boseki | 850 | +10 |
| Nitto Elect Ind | 1,910 | +10 |
| Nomura | 3,890 | +10 |
| Noritake | 1,230 | –20 |
| Odakyu Elec Rly | 1,530 | –10 |
| Ohbayashi-Gumi | 1,370 | +50 |
| Oji Paper | 1,710 | +30 |
| Oki Electric | 996 | –1 |
| Okuma Mach | 1,200 | +20 |
| Okumura-Gumi | 1,530 | +90 |
| Olympus | 1,140 | +20 |
| Omron Tateisi | 2,310 | +10 |
| Onoda Cement | 1,070 | +40 |
| Ono Pharm | 4,850 | — |
| Orient Finance | 1,420 | –10 |
| Orient Leasing | 3,400 | +60 |
| Osaka Gas | 920 | +4 |
| Penta Ocean Con | 1,160 | +10 |
| Pioneer | 3,280 | +10 |
| Prima Meat Pack | 830 | –5 |
| Renown | 980 | –10 |
| Ricoh | 1,210 | +10 |
| Royal Co | 2,560 | –40 |
| Saitama Bank | 1,680 | +20 |
| Sanden | 995 | –15 |
| Sankyo | 2,330 | –20 |
| Sanraku | 1,350 | –20 |
| Sanrio | 4,360 | –20 |
| Sanwa Bank | 2,880 | — |
| Sanwa Shutter | 1,480 | +30 |
| Sanyo Elect | 805 | +1 |
| Sanyo Kokusaku | 1,010 | +15 |
| Sapporo | 1,720 | — |
| Secom | 6,330 | +90 |
| Seibu Railway | 5,180 | +30 |
| Seino Transport | 2,210 | +10 |
| Seiyu | 2,370 | –10 |
| Sekisui Chem | 1,340 | –40 |
| Sekisui House | 2,010 | +30 |
| Settsu | 1,040 | +20 |
| Seven-Eleven | 7,670 | +20 |
| Sharp | 1,170 | –20 |
| Shikoku El Pwr | 4,100 | +10 |
| Shimizu Corp. | 1,630 | +20 |
| Shin-Etsu Chem | 1,690 | +10 |
| Shionogi | 1,630 | –10 |
| Shiseido | 1,680 | –20 |
| Shochiku | 3,550 | +40 |
| Shokusan Jutaku | 1,090 | — |
| Showa Aluminium | 900 | –6 |
| Showa Denko | 1,020 | +10 |
| Showa Elec Wire | 977 | –13 |
| Showa Sangyo | 835 | –4 |
| Showa Shell Sek | 1,550 | +20 |
| Skylark | 2,870 | –20 |
| Snow Brand Milk | 1,230 | –20 |
| Sony | 7,210 | +150 |
| Stanley Electric | 1,070 | –30 |
| Sumitomo B'lite | 910 | –2 |
| Sumitomo Bank | 3,870 | +10 |
| Sumitomo Cement | 900 | +31 |
| Sumitomo Chem | 987 | –2 |
| Sumitomo Corp | 1,410 | –40 |
| Sumitomo Elect | 1,470 | +30 |
| Sumitomo Heavy | 960 | –3 |
| Sumitomo Light M | 772 | –3 |
| Sumitomo Marine | 1,410 | +30 |
| Sumitomo Met In | 758 | –16 |
| Sumitomo Met Mng | 1,600 | +20 |
| Sumitomo Realty | 1,650 | –10 |
| Sumitomo Tr & Bk | 3,000 | +20 |
| Sumitomo W'hse. | 1,120 | — |
| Suzuki Motor | 798 | +14 |
| TDK | 4,460 | –40 |
| Taisei Corp | 1,480 | +30 |
| Taisho Marine | 1,430 | +30 |
| Taisho Pharm | 2,180 | –20 |
| Taiyo Fishery | 789 | +6 |
| Taiyo Kobe Bank | 1,400 | –10 |
| Takaoka Elect. | 1,050 | — |
| Takara Shuzo | 882 | +12 |
| Takashimaya | 2,860 | –80 |
| Takeda | 2,550 | — |
| Tanabe Seiyaku | 2,000 | — |
| Teijin | 865 | — |
| Teikoku Oil | 938 | +13 |
| Tekken Constr. | 1,210 | +50 |
| Toa Harbour Wks | 1,200 | +20 |
| Toa Nenryo Kyo | 1,890 | — |
| Tobishima | 1,400 | +50 |
| Tobu Railway | 1,690 | +20 |
| Toei Co. | 1,170 | –50 |
| Toho | 29,000 | –200 |
| Tohoku Electric | 4,180 | –20 |
| Tokai Bank | 2,470 | +10 |
| Tokai Carbon | 950 | –15 |
| Tokico | 935 | +5 |
| Tokio Marine | 2,230 | — |
| Tokuyama Soda | 967 | +12 |
| Tokyo B'casting | 2,700 | +20 |
| Tokyo Electric Pwr | 7,750 | +100 |
| Tokyo Electron | 2,560 | –110 |
| Tokyo Gas | 1,380 | — |
| Tokyo Rope | 2,590 | –10 |
| Tokyo Steel | 3,210 | –20 |
| Tokyo Style | 1,810 | — |
| Tokyu Car | 1,250 | +10 |
| Tokyu Corp | 1,860 | –40 |
| Tokyu Land | 1,410 | +40 |
| Toppan Print | 1,930 | — |
| Toray | 940 | — |
| Toshiba Elect | 1,090 | — |
| Toshiba Eng Con | 1,200 | –30 |
| Toshiba Machinery | 890 | — |
| Toshoku | 869 | +10 |
| Tosoh Corp | 841 | +6 |
| Toto | 2,180 | –20 |
| Toyo Construct | 1,120 | +80 |
| Toyoda Aut Loom | 1,930 | +10 |
| Toyo Ink | 905 | +5 |
| Toyo Jozo | 1,350 | — |
| Toyo Kanetsu | 950 | –7 |
| Toyo Seikan | 2,470 | –10 |
| Toyota Motor | 2,550 | –20 |
| Toyo Tire | 945 | –14 |
| Tsubakimoto Chn | 913 | +19 |
| Tsugami | 863 | –7 |
| UBE Inds | 808 | — |
| Unitika | 698 | +8 |
| Victor | 2,130 | –90 |
| Wacoal | 1,230 | –20 |
| Yamaha Corp | 1,860 | –10 |
| Yamaha Motor | 1,450 | –10 |
| Yamaichi Sec | 2,000 | +50 |
| Yamanouchi | 3,900 | +30 |
| Yamatake H'ywell | 1,750 | +20 |
| Yamato Kogyo | 1,730 | +90 |
| Yamato Trans | 1,680 | +40 |
| Yamazaki Baking | 1,470 | –10 |
| Yasuda Fire | 1,340 | +10 |
| Yaskawa Elect. | 865 | –20 |
| Yokogawa Elect. | 1,410 | –20 |
| Yokohama Bank | 1,560xa | –40 |
| Yokohama Rubber | 999 | +4 |
| Yomiuri Land | 2,580 | +180 |
| Yoshitomi Pharm | 1,390 | +30 |
| Yuasa Battery | 931 | –29 |

**AUSTRALIA**

| February 6 | Aust$ | + or – |
|---|---|---|
| AWA | 2.35 | — |
| Aberfoyle | 5.10 | — |
| Adelaide Steams | 6.22 | — |
| Amatil | 9.36 | — |
| Amcor | 4.40 | –0.06 |
| Ariadne Aust | 0.16 | — |
| Arnotts | 5.76 | –0.04 |
| Ashton | 1.25 | –0.03 |
| ANZ Group | 5.38 | — |
| Aust. Gas Light | 2.20 | — |
| Aust Nat Inds | 1.70 | –0.06 |
| BHP | 7.28 | –0.06 |
| BHP Gold | 0.50 | –0.01 |
| BTR Nylex | 9.14 | –0.04 |
| Bell Group | 1.55 | — |
| Bell Resources | 1.30 | –0.06 |
| Bond Corp Hldgs | 1.60 | — |
| Boral | 3.29 | –0.16 |
| B'ville Copper | 2.83 | –0.02 |
| Brambles Inds | 11.00 | –0.1 |
| Bridge Oil | 0.93 | +0.01 |
| Bundaberg Sugar | 2.60 | — |
| Burns Philp | 2.72 | –0.03 |
| CRA | 8.30 | –0.02 |
| CSR | 4.20 | –0.09 |
| Caltex Aust. | 2.20 | — |
| Central Norseman | 0.69 | — |
| Chase Corp | 0.72 | –0.01 |
| Claremont Petro | 0.33 | +0.01 |
| Coal Allied Ind | 4.50 | — |
| Coles Myer | 8.74 | –0.12 |
| Comalco | 3.09 | –0.03 |
| C'wealth Ind Gas | 4.50 | +0.1 |
| Consolidated Pet | 0.16 | –0.01 |
| Dalia Group | 0.12 | — |
| Elders IXL | 2.89 | –0.01 |
| Energy Res | 3.21 | –0.04 |
| FAI Insurances | 2.63 | +0.08 |
| Gen Prop Trust | 2.62 | –0.06 |
| Giant Res. | 0.89 | — |
| Goodman Fielder | 2.08 | +0.04 |
| Hardie (J) | 2.46 | –0.02 |
| Hartogen Energy | 1.18 | –0.02 |
| ICI Aust | 6.56 | –0.3 |
| Industrial Equity | 1.75 | –0.02 |
| Jennings Inds | 2.15 | — |
| Jones (David) | 8.86 | +0.16 |
| Kidston Gold | 2.50 | — |
| Lend Lease | 10.85 | –0.05 |
| MIM | 1.84 | –0.02 |
| McPhersons | 1.18 | — |
| Mayne Nickless | 5.70 | –0.1 |
| Nat. Aust. Bank | 6.38 | –0.04 |
| Nat Consolidated | 2.84 | — |
| Newmont Aust. | 1.02 | — |
| News | 10.70 | — |
| Noranda Pacific | 0.60 | — |
| N Bkn Hill Peko | 2.50 | –0.08 |
| North Kalgoorli | 0.27 | +0.01 |
| Northern Star | 1.35 | — |
| Oakbridge | 0.38 | +0.01 |
| OPSM | 2.35 | — |
| Pacific Dunlop | 4.50 | –0.05 |
| Pancont'l | 1.68 | — |
| Petersville SL | 2.48 | –0.02 |
| Pioneer Intl. | 2.50 | +0.04 |
| Placer Pacific | 2.16 | –0.06 |
| Poseidon | 2.48 | –0.07 |
| Renison Gldflds | 7.60 | –0.14 |
| Rothmans Aust. | 9.70 | — |
| SA Brewing | 2.48 | –0.02 |
| Santos | 3.45 | — |
| Smith (H.) | 3.43 | –0.02 |
| Sons of Gwalia | 5.20 | — |
| Thos Nationwide | 3.48 | –0.07 |
| Tooth | 7.30 | –0.06 |
| Tubemakers Aust | 2.55 | — |
| Vamgas | 2.60 | — |
| Western Mining | 5.12 | +0.06 |
| Westfield Hldg | 2.85 | — |
| Weston (G) | 4.40 | –0.15 |
| Westpac | 5.38 | –0.04 |
| Woodside Petrol | 1.90 | –0.05 |
| Woolworths | 3.62 | — |
| Wormald Intl | 1.90 | –0.05 |

**HONG KONG**

| February 3 | H.K.$ | + or – |
|---|---|---|
| Amoy Props. | 3.52 | +0.05 |
| Bank East Asia | 21.40 | +0.3 |
| Cathay Pacific | 9.30 | — |
| Cheung Kong | 10.50 | +0.4 |
| China Light | 15.10 | +0.1 |
| China Motor | 27.20 | +1.1 |
| Cross H'bour Tnl | 15.30 | +0.1 |
| Dao Heng Hldgs | 1.53 | — |
| Evergo | 3.55 | — |
| Hang Lung | 6.45 | +0.15 |
| Hang Seng Bank | 32.50 | — |
| Harbour Centre | 9.60 | +0.1 |
| Henderson Inv. | 2.00 | +0.03 |
| Henderson Land | 6.70 | +0.15 |
| HK Aircraft | 16.50 | +0.6 |
| HK China | 19.20 | –0.2 |
| HK Electric | 7.80 | +0.1 |
| HK Land | 10.90 | +0.3 |
| HK Realty & Tr A | 5.80 | +0.1 |
| HK Shanghai Bank | 7.35 | +0.1 |
| HK Shanghai Hotels | 6.40 | +0.05 |
| HK Telecomms. | 5.65 | +0.1 |
| HK TV-B | 1.35 | +0.04 |
| Hopewell Hldgs | 3.75 | — |
| Hutchison Wpa | 10.90 | +0.3 |
| Hysan Dev | 1.52 | +0.02 |
| Indust. Equity P | 11.40 | +0.2 |
| Jardine Math | 18.60 | +0.3 |
| Jardine Strtgic | 11.50 | +0.2 |
| Kowloon Motor | 9.55 | +0.2 |
| Mandarin Orient | 5.20 | –0.1 |
| Nan Fung Text. | 10.00 | +0.2 |
| New World Dev | 15.00 | +0.5 |
| Realty Dev A | 7.60 | — |
| SHK Props | 14.90 | +0.3 |
| Shaw Bros. | 5.10 | +0.2 |
| Shell Elec. Mfg | 1.32 | +0.02 |
| Sime Darby | 2.60 | +0.03 |
| Sun Hung Kai | 2.95 | +0.28 |
| Swire Pac A | 21.20 | +0.2 |
| Do. B | 3.82 | +0.02 |
| Wharf Hldgs | 10.50 | — |
| Wing On Co | 5.50 | +0.25 |
| Winsor Ind | 9.70 | –0.3 |
| World Intl Hldgs | 5.05 | +0.08 |
| Zung Fu | 3.37 | +0.12 |

**SINGAPORE**

| February 3 | S$ | + or – |
|---|---|---|
| Boustead Hldgs | 1.38 | +0.04 |
| Cerebos Pacific | 6.50 | — |
| Cold Storage | 3.66 | +0.02 |
| DBS | 8.30 | — |
| Fraser & Neave | 7.50 | +0.1 |
| Genting | 5.60 | +0.25 |
| Haw Par Bros | 3.46 | +0.06 |
| Hong Leong Fin | 2.71 | — |
| Inchcape Bhd | 5.95 | +0.05 |
| Keppel Corp. | 3.26 | +0.04 |
| Malayan Banking | 4.92 | +0.04 |
| Malayan Utd Ind | 1.75 | +0.05 |
| Multi Purpose | 0.68 | +0.02 |
| OCBC | 8.75 | +0.05 |
| OUB | 3.48 | +0.04 |
| Public Bank | 1.25 | +0.01 |
| Sime Darby | 3.40 | +0.02 |
| S'pore Air Free | 16.40 | +0.1 |
| Singapore Press | 8.15 | — |
| Straits Trading | 3.34 | +0.04 |
| Tat Lee Bank | 1.88 | — |
| UOB | 5.35 | +0.1 |

NOTES – Prices on this page are as quoted on the individual exchanges and are last traded prices. (u) unavailable. § Dealings suspended. xd Ex dividend. xc Ex scrip issue. xr Ex rights. xa Ex all.

## CANADA

### TORONTO

*2pm prices February 6*

Quotations in cents unless marked $.

| Sales | Stock | High | Low | Close | Chng |
|---|---|---|---|---|---|
| 130927 | AMCA Int | 460 | 450 | 450 | –10 |
| 7747 | Abitibi Pr | $21½ | 20½ | 21½ | +⅞ |
| 300 | Acklands | $15 | 15 | 15 | +⅛ |
| 9175 | Agnico E | $11¼ | 11⅛ | 11⅛ | –½ |
| 201750 | Alberta En | $17 | 16¾ | 16⅞ | |
| 1700 | Alberta N | $17 | 16⅞ | 16⅞ | –⅛ |
| 170510 | Alcan | $41¾ | 41⅛ | 41¼ | –⅞ |
| 100 | Algo Cent | $21½ | 21½ | 21½ | –⅞ |
| 42675 | A Barrick | $23¼ | 23 | 23⅛ | –⅛ |
| 6700 | Atco I f | $9⅞ | 9⅝ | 9⅝ | |
| 282700 | BCE Inc | $37⅝ | 37 | 37⅛ | +⅛ |
| 13200 | BCE D | 365 | 360 | 360 | –5 |
| 62678 | BCE Mobl | $27⅜ | 27⅛ | 27⅜ | |
| 1072 | BC Sugar A | $33 | 33 | 33 | +⅛ |
| 3160 | BGR A | $9⅝ | 9⅛ | 9⅛ | |
| 1512 | BP Canada | $18⅞ | 18⅝ | 18⅝ | +⅛ |
| 98256 | Bk Montl | $30⅛ | 29⅞ | 30 | |
| 83841 | Bk NScot | $15⅝ | 15⅛ | 15½ | –⅛ |
| 900 | Baton | $14 | 14 | 14 | |
| 118400 | Belmoral | 159 | 145 | 151 | –4 |
| 4700 | Bombdr A | $13⅝ | 13½ | 13½ | –⅛ |
| 14875 | Bombdr B | $13⅝ | 13⅛ | 13½ | |
| 10779 | Bow Valy | $13⅞ | 13⅞ | 13⅞ | –⅛ |
| 100 | Bramalea | $26⅞ | 26⅞ | 26⅞ | –⅛ |
| 775575 | Brascan A | $29¼ | 28⅞ | 29⅛ | |
| 2300 | Brkwater | 435 | 425 | 425 | –5 |
| 10955 | BC Phone | $29⅛ | 29 | 29⅛ | +⅛ |
| 3408 | Bruncor | $17⅛ | 17 | 17⅛ | |
| 1300 | Brunswk | $14⅛ | 13⅞ | 13⅞ | –⅛ |
| 116838 | CAE | $12½ | 12⅛ | 12⅛ | –⅛ |
| 625 | CB Pak | $18⅛ | 18⅛ | 18⅛ | +⅛ |
| 1000 | CCL B f | $11⅛ | 11⅛ | 11⅛ | +⅛ |
| 500 | CFCF | $17⅛ | 17⅛ | 17⅛ | |
| 4378 | Cambior | $13⅝ | 13½ | 13⅝ | +⅛ |
| 15400 | Cambridg | $31½ | 31⅛ | 31½ | +½ |
| 5000 | Camp Soup | $19⅛ | 19⅛ | 19⅛ | –⅛ |
| 141962 | Campeau f | $17⅛ | 16⅞ | 16⅞ | +⅛ |
| 48500 | C Nor West | $8⅞ | 8⅝ | 8⅝ | |
| 1450 | C Packrs | $14½ | 14⅛ | 14⅛ | –⅛ |
| 1787 | CS Pete I | 390 | 380 | 390 | +20 |
| 44400 | C Express I | 84 | 81 | 82 | –1 |
| 500 | CG Invest | $41½ | 41⅛ | 41½ | +½ |
| 97682 | CI Bk Com | $27⅛ | 26⅞ | 27 | |
| 300 | C Marconi | $18⅝ | 18½ | 18½ | –⅞ |
| 23820 | C Occidntl | $18⅛ | 18⅛ | 18⅛ | –⅛ |
| 1715 | CP Forest | $48⅛ | 48 | 48 | –⅛ |
| 401169 | CP Ltd | $25 | 24⅝ | 24⅞ | –⅛ |
| 1066 | C Roxy | $7 | 7 | 7 | –⅛ |
| 43221 | CTire A f | $18½ | 18⅛ | 18⅛ | |
| 7225 | CUtil A I | $19⅛ | 19 | 19⅛ | |
| 208556 | CUtil B | $19⅛ | 19 | 19 | –⅛ |
| 6801 | Cansmax o | 475 | 470 | 470 | |
| 900 | CanemA f | $7⅛ | 7 | 7⅛ | |
| 377675 | Cenfor | $28⅛ | 28⅛ | 28⅛ | +⅛ |
| 2900 | Cara | $16⅛ | 16 | 16¼ | –⅛ |
| 10100 | Cara A f | $16⅛ | 16 | 16⅛ | +⅛ |
| 700 | Carena | $38⅛ | 38 | 38 | |
| 1500 | Cascades | $7½ | 7½ | 7½ | +⅛ |
| 8700 | Celanese | $35 | 34½ | 34½ | –½ |
| 1900 | Cen Capital | $10½ | 10½ | 10½ | |
| 16006 | CanCap A | $8 | 7⅞ | 8 | |
| 600 | CentFd A | $5⅝ | 5½ | 5½ | |
| 100 | C Guar Trc | $19 | 19 | 19 | –⅛ |
| 2500 | Charan | 215 | 215 | 215 | +15 |
| 12650 | Cineplex | $18⅝ | 18 | 18⅛ | –⅝ |
| 26034 | Cominco | $27 | 26½ | 26⅞ | –⅛ |
| 1246 | Computing | $5 | 5 | 5 | |
| 17604 | Connaught | $28 | 27⅞ | 27⅞ | –⅛ |
| 23801 | Con Bath A | $24½ | 24⅛ | 24⅛ | –⅛ |
| 8000 | Con TVX | $6⅞ | 6⅞ | 6⅞ | |
| 1175 | Cnsum Gas | $25 | 24⅞ | 25 | +⅛ |
| 1866 | Conwst B | $12½ | 12⅛ | 12⅛ | –⅛ |
| 1023 | Corby A | $22⅝ | 22 | 22⅛ | +⅛ |
| 192284 | Corona A f | $8⅞ | 8⅞ | 8½ | |
| 11905 | Crownx A f | $6½ | 6⅛ | 6½ | |
| 34774 | Denison A | $6½ | 6¼ | 6½ | +⅛ |
| 21333 | Denison B f | $6⅞ | 6⅛ | 6⅛ | +⅛ |
| 4000 | Derlan | $12⅛ | 12⅛ | 12⅛ | +⅛ |
| 6000 | Dicknsn A f | $6⅛ | 6⅛ | 6⅛ | |
| 118591 | Dofasco | $30⅛ | 30⅛ | 30⅛ | –⅛ |
| 20057 | D Textile | $16 | 16 | 16 | |
| 47920 | Domtar | $16⅛ | 16⅛ | 16⅛ | –⅛ |
| 40400 | Donohue | $16¼ | 16⅛ | 16⅛ | +⅛ |
| 2800 | Du Pont A | $29½ | 29 | 29⅛ | |
| 15100 | Dylex A | $10⅛ | 10⅛ | 10⅛ | +⅛ |
| 100 | E-L Fin | $53 | 53 | 53 | +½ |
| 35660 | Echo Bay | $17½ | 17⅛ | 17½ | |
| 65500 | Emco | $13⅛ | 13 | 13⅛ | +⅛ |
| 4900 | EmpireA f | $15 | 14⅛ | 14⅛ | –⅛ |
| 25600 | Enfield | $7 | 6⅞ | 6⅞ | –½ |
| 6800 | EquitySv A | 410 | 405 | 410 | |
| 2560 | FCA Intl | $8⅞ | 8⅞ | 8⅞ | +⅛ |
| 19000 | FPI Ltd | $9⅛ | 9⅛ | 9⅛ | –⅛ |
| 71960 | Fcnbrdg | $28⅝ | 28½ | 28⅝ | |
| 12150 | Fed Ind A | $17⅞ | 17⅛ | 17⅞ | |
| 7600 | Fed Pion | $13⅞ | 13⅛ | 13⅞ | +⅛ |
| 800 | Fls Trsco | 51 | 51 | 51 | +4 |
| 6500 | Finning L | $24⅛ | 24⅛ | 24⅛ | |
| 600 | FCity Fin | $24⅞ | 24⅛ | 24⅛ | +⅛ |
| 3600 | FMarathA f | $8½ | 8⅛ | 8½ | +⅛ |
| 350 | Ford Cnda | $148½ | 148 | 148½ | +½ |
| 2600 | Fortis | $20⅛ | 20⅛ | 20⅛ | –⅛ |
| 1400 | FourSeasn f | $25⅛ | 25½ | 25½ | –½ |
| 7300 | Franco o | $8⅞ | 8⅛ | 8⅛ | –⅛ |
| 519 | GW Util | $24 | 23⅛ | 23⅛ | –⅛ |
| 9600 | Galactic | 465 | 455 | 465 | –10 |
| 2600 | Gandalf | $6 | 5⅞ | 5⅞ | –⅛ |
| 2200 | Gendis A | $20⅞ | 20⅞ | 20⅞ | –⅛ |
| 9800 | GE Can | $21⅛ | 20⅛ | 20⅛ | |
| 400 | G Trstco p | $21½ | 21½ | 21½ | +⅛ |
| 1000 | Giant Yk | $12 | 12 | 12 | –⅛ |
| 8200 | Giantis | 215 | 211 | 211 | –9 |
| 18735 | Goldcorp I | $5⅝ | 5½ | 5⅝ | |
| 4400 | Gld Knight | $8 | 7⅞ | 7⅞ | –⅛ |
| 16200 | Granges | 380 | 360 | 380 | +10 |
| 500 | GL Group | $18⅛ | 18⅛ | 18⅛ | +⅛ |
| 185 | GtW Lifeco | $13½ | 13½ | 13½ | |
| 500 | Greyhnd | $25⅞ | 25⅞ | 25⅞ | |
| 22065 | Gulf Res | $15⅛ | 14⅞ | 15 | –⅛ |
| 1900 | Haley | $7⅛ | 7⅛ | 7½ | |
| 342 | Hayes D | $14⅛ | 14⅛ | 14⅛ | |
| 27857 | Hees Intl | $29⅝ | 29⅛ | 29½ | |
| 15696 | Hemlo | $12½ | 12⅛ | 12⅛ | –⅛ |
| 150 | Hollingr | $14⅛ | 14⅛ | 14⅛ | +⅛ |
| 8600 | Horsham f | $8 | 7⅞ | 7⅞ | –⅛ |
| 9 | H BayMn s | $9⅞ | 9⅞ | 9⅞ | |
| 2057 | H Bay Co | $25 | 25 | 25 | |
| 17650 | Imasco L | $31⅝ | 31⅛ | 31½ | |
| 20401 | Imp Oil A | $50⅝ | 50⅛ | 50½ | |
| 452904 | Inco | $38 | 37⅛ | 37⅞ | +½ |
| 9700 | Inland Gas | $13⅛ | 13⅛ | 13⅛ | |
| 800 | Innopac | $11 | 11 | 11 | +⅛ |
| 59121 | Inter City | $22⅛ | 22½ | 22⅛ | |
| 4780 | Interhome | $46⅞ | 45⅞ | 45⅞ | –½ |
| 12950 | Intl Thom | $16⅛ | 16⅛ | 16⅛ | |
| 51200 | Inv Grp | $16⅞ | 16⅝ | 16⅝ | +⅛ |
| 3321 | Ipsco | $21 | 20⅞ | 20⅞ | +⅛ |
| 2000 | Iveco A f | $11⅛ | 11⅛ | 11⅛ | –⅛ |
| 63154 | Jannock | $22 | 21⅛ | 21⅞ | +⅛ |
| 200 | Kelly DA | $37⅛ | 37⅛ | 37⅛ | +⅛ |
| 180 | Kerr Add | $23⅛ | 23⅛ | 23⅛ | –⅛ |
| 13484 | Labatt | $23⅛ | 23 | 23 | –⅛ |
| 70786 | Lac Mnrls | $12⅝ | 12½ | 12½ | –⅛ |
| 2200 | Lafarge p | $19½ | 19½ | 19½ | |
| 4412 | Laidlaw A | $20½ | 20⅛ | 20⅛ | –⅛ |
| 74583 | Laidlw B f | $19½ | 19⅛ | 19½ | |
| 100 | Laur Bk | $12½ | 12½ | 12½ | –½ |
| 150 | Laur Gr B | $7⅛ | 7⅛ | 7⅛ | |
| 20625 | LawsnM A | $12⅞ | 12½ | 12½ | –⅛ |
| 1250 | Loblaw Co | $10⅛ | 10⅛ | 10⅛ | |
| 3800 | Lonvest | $19⅛ | 19⅛ | 19⅛ | |
| 900 | Lumonics | 465 | 455 | 465 | +15 |
| 82675 | Mac Kenzie | $6 | 5⅞ | 5⅞ | –⅛ |
| 22350 | Mclan H X | $14⅛ | 14 | 14 | –⅛ |
| 600 | Mcln HY f | $12⅝ | 12⅛ | 12⅝ | +⅛ |
| 151402 | Macmilian | $20⅛ | 19⅞ | 20 | +⅛ |
| 130750 | Magna A f | $15⅛ | 15⅛ | 15⅛ | |
| 10306 | Maritime I | $16⅝ | 16½ | 16½ | +⅛ |
| 680 | Mark Res | $8⅞ | 8⅞ | 8⅞ | –⅛ |
| 1200 | Memotec | $10 | 9⅞ | 9⅞ | –⅛ |
| 86500 | Metall M | $12⅛ | 12⅛ | 12⅛ | +½ |
| 64 | Minnova | $24 | 24 | 24 | |
| 41050 | Mitel Corp | 315 | 300 | 305 | |
| 60172 | Molson A f | $33⅞ | 33⅞ | 33⅞ | –⅛ |
| 380 | Molson B | $33½ | 33½ | 33½ | +⅛ |
| 3000 | M Trusco | $17⅛ | 17 | 17 | –⅛ |
| 32315 | Moore | $33⅛ | 32⅞ | 32⅞ | –⅛ |
| 1113 | Muscocho | 360 | 355 | 355 | –5 |
| 41267 | Nat Bk Can | $13⅛ | 13⅛ | 13⅛ | –⅛ |
| 1400 | N Business | 99 | 99 | 99 | –2 |
| 807 | Nt VG Trco | $25 | 25 | 25 | +⅛ |
| 1464 | NewTel Ent | $17⅛ | 17⅛ | 17⅛ | +⅛ |
| 13760 | Noma A | $18⅛ | 17⅞ | 17⅞ | –⅛ |
| 39400 | Noranda F | $16⅛ | 16⅛ | 16⅛ | –⅛ |
| 257489 | Noranda | $26½ | 26 | 26 | –½ |
| 90265 | Norcen | $21⅛ | 20½ | 21 | +⅛ |
| 131189 | Norcn A f | $19½ | 18⅞ | 19⅛ | +⅛ |
| 6349 | NC Oils | $20⅞ | 20⅞ | 20⅞ | |
| 47504 | Nor Tel | $18⅞ | 18½ | 18⅞ | +⅛ |
| 1646 | Northgat | $7 | 7 | 7 | +⅛ |
| 151830 | Nova f | $13⅛ | 13 | 13⅛ | |
| 2302 | Noverco | $11⅛ | 11½ | 11⅛ | |
| 5900 | Nowsco W | $14⅛ | 14 | 14⅛ | +⅛ |
| 4300 | Ocelot B f | $11⅛ | 11⅛ | 11⅛ | |
| 1000 | Omega Hyd | 265 | 265 | 265 | +5 |
| 600 | Onex f | $12½ | 12⅛ | 12⅛ | |
| 19900 | Oshawa A f | $25 | 24⅞ | 24⅞ | –⅛ |
| 7500 | PWA Corp | $17⅝ | 17½ | 17⅝ | +⅛ |
| 10805 | Pgurm A f | $7⅞ | 7⅞ | 7⅞ | –⅛ |
| 20114 | PanCan P | $26⅞ | 26⅛ | 26⅛ | –⅛ |
| 58700 | Pegasus | $13⅞ | 13⅛ | 13⅞ | |
| 2400 | PJewl A f | $17 | 16⅛ | 16⅛ | |
| 18519 | Pioneer M | 268 | 257 | 257 | –10 |
| 185498 | Placer Dm | $16⅛ | 16 | 16 | –⅛ |
| 65279 | Poco Pet | $8⅞ | 8⅝ | 8⅞ | |
| 67680 | Powr Cor f | $15½ | 15⅛ | 15⅛ | |
| 18800 | Powr Fin | $17⅝ | 17½ | 17½ | –⅛ |
| 10300 | Provigo | $11 | 10⅞ | 10⅞ | |
| 1000 | Que Tel | $14 | 14 | 14 | |
| 500 | Quebcor A | $21 | 21 | 21 | +⅛ |
| 28400 | Ranger | $8⅞ | 8⅛ | 8⅛ | –⅛ |
| 1250 | Rayrock f | $6⅛ | 6 | 6⅛ | |
| 6750 | Redpath | $14½ | 14¼ | 14½ | +⅛ |
| 151 | Rd Stenhs S | $27½ | 27½ | 27½ | –⅛ |
| 2504 | Reitman A f | $17⅝ | 17⅝ | 17⅝ | +⅛ |
| 146000 | Renaisance | $13⅝ | 13½ | 13½ | –⅛ |
| 20100 | Repap f | $14 | 13⅞ | 13⅞ | –⅛ |
| 21123 | Rio Algom | $24½ | 24 | 24½ | +½ |
| 13075 | Rogers B f | $87 | 85½ | 86⅛ | +⅛ |
| 600 | Roman | $11⅛ | 11½ | 11⅛ | |
| 500 | Rothman | $60½ | 60½ | 60½ | +½ |
| 107600 | Royal Bnk | $40⅛ | 39⅞ | 40 | |
| 7525 | RyTrco A | $17⅞ | 17½ | 17⅛ | –⅛ |
| 7441 | SHL Syst | $9½ | 9⅞ | 9½ | –⅛ |
| 3876 | StL CemA f | $16⅞ | 16½ | 16⅞ | |
| 18940 | Saskoil | $9½ | 9¼ | 9½ | +⅛ |
| 4366 | Sceptre | 380 | 375 | 375 | |
| 200 | Schneider A | $24⅞ | 24⅞ | 24⅞ | |
| 400 | Scot Paper | $19¼ | 19⅛ | 19⅛ | –⅛ |
| 29525 | Scotts f | $14⅛ | 13⅞ | 14⅛ | +⅛ |
| 6200 | Scotts C | $16 | 14⅞ | 15 | +⅛ |
| 21510 | Seagram | $83⅛ | 82⅛ | 82⅞ | –⅛ |
| 3456 | Sears Can | $13⅞ | 13⅝ | 13⅝ | –⅛ |
| 12600 | ShawC B f | $11 | 10⅞ | 10⅞ | –⅛ |
| 33338 | Shell Can | $47⅝ | 46⅞ | 47⅝ | +⅝ |
| 23859 | Sherritt | $12⅞ | 12⅝ | 12⅞ | –⅛ |
| 10450 | Southam | $33 | 32⅞ | 33 | |
| 1209 | Spar Aero f | $15⅛ | 15⅛ | 15⅛ | |
| 9600 | Steinbg A f | $34 | 34 | 34 | |
| 20479 | Stelco A | $26 | 25½ | 25⅞ | –⅛ |
| 3500 | TCC Bev | $8½ | 8⅛ | 8⅛ | –⅛ |
| 51419 | Teck B f | $19⅛ | 18⅞ | 19 | –⅛ |
| 3560 | Tembec A | $10¼ | 10⅛ | 10⅛ | +⅛ |
| 735 | Terra Mn | 34 | 34 | 34 | |
| 18759 | Texaco Can | $41 | 40⅞ | 40⅞ | |
| 20644 | Thom N A | $28⅛ | 27⅞ | 28 | +⅛ |
| 147043 | Tor Dm Bk | $39½ | 39⅛ | 39⅛ | –⅛ |
| 500 | Tor Sun | $25½ | 25½ | 25½ | |
| 3425 | Torstar B f | $32⅝ | 32⅛ | 32⅛ | –⅛ |
| 525 | Total Pet | $26⅛ | 26⅛ | 26⅛ | +⅛ |
| 143314 | TrnAlta U | $14 | 13⅞ | 13⅞ | –⅛ |
| 182561 | TrCan PL | $15 | 14⅞ | 15 | |
| 117875 | Trilon A | $19½ | 19⅛ | 19⅛ | +⅛ |
| 3103 | Trimac | 390 | 375 | 385 | |
| 23350 | Trizec A f | $35½ | 35 | 35½ | +½ |
| 100 | UAP A | $14⅛ | 14⅛ | 14⅛ | |
| 1320 | Unicorp A | $7⅞ | 7⅞ | 7⅞ | |
| 5100 | UnigesoB f | 370 | 370 | 370 | +5 |
| 500 | Un Carbid | $28⅛ | 28⅛ | 28⅛ | +⅛ |
| 1974 | U Entprise | $10 | 10 | 10 | |
| 18320 | Varity C | 370 | 365 | 370 | +5 |
| 2600 | Viceroy R | $6 | 5⅞ | 5⅞ | –⅛ |
| 1100 | Videotrn I | $15⅝ | 15½ | 15½ | –⅛ |
| 5000 | WIC B f | $13½ | 13½ | 13½ | |
| 25000 | Walax A | $13 | 13 | 13 | +⅛ |
| 5600 | Wrdair A f | $16⅛ | 16 | 16 | |
| 850 | Weldwood | $17½ | 17½ | 17½ | –⅛ |
| 5710 | Wst Fraser | $19½ | 19⅞ | 19⅞ | –⅛ |
| 13225 | Wcoast E | $17⅝ | 17½ | 17⅝ | –⅛ |
| 41607 | Westmin | $11¼ | 10⅞ | 10⅞ | +⅛ |
| 100 | Weston | $38⅛ | 38⅛ | 38⅛ | –⅛ |
| 13918 | Woodwd A | $5⅛ | 5⅛ | 5⅛ | +⅛ |
| 400 | Xerox Can | $19⅝ | 19⅝ | 19⅝ | –⅛ |

f–No voting rights or restricted voting rights.

## INDICES

### NEW YORK DOW JONES

| | Feb 3 | Feb 2 | Feb 1 | Jan 31 | 1988/89 High | 1988/89 Low | Since compilation High | Since compilation Low |
|---|---|---|---|---|---|---|---|---|
| ◆Industrials | 2331.25 | 2333.75 | 2338.21 | 2342.32 | 2342.32 (31/1/89) | 1879.14 (20/1/88) | 2722.42 (25/8/87) | 41.22 (2/7/32) |
| Home Bonds | 89.37 | 89.49 | 89.49 | 89.34 | 91.25 (3/3/88) | 86.12 (4/1/88) | – | – |
| Transport | 1083.44 | 1076.85 | 1070.69 | 1071.50 | 1083.44 (3/2/89) | 737.57 (21/1/88) | 1101.16 (14/8/87) | 12.32 (8/7/32) |
| Utilities | 189.54 | 189.96 | 189.54 | 190.97 | 191.15 (24/1/89) | 167.26 (20/4/88) | 227.83 (22/1/87) | 10.50 (8/4/32) |

◆Day's High 2348.75 (2352.86) Low 2319.29 (2319.64)

| STANDARD AND POOR'S | Feb 3 | Feb 2 | Feb 1 | Jan 31 | 1988/89 High | 1988/89 Low | Since compilation High | Since compilation Low |
|---|---|---|---|---|---|---|---|---|
| Composite ‡ | 296.97 | 296.84 | 297.09 | 297.47 | 297.47 (31/1/89) | 242.63 (20/1/88) | 336.77 (25/8/87) | 4.40 (1/6/32) |
| Industrial | 343.84 | 343.62 | 343.87 | 344.20 | 344.20 (31/1/89) | 277.86 (20/1/88) | 393.17 (25/8/87) | 3.62 (21/6/32) |
| Financial | 26.76 | 26.67 | 26.68 | 26.71 | 26.76 (3/2/89) | 21.51 (8/1/88) | 32.43 (25/8/87) | 8.64 (1/10/74) |
| NYSE Composite | 166.50 | 166.35 | 166.47 | 166.63 | 166.63 (31/1/89) | 136.72 (20/1/88) | 187.99 (25/8/87) | 4.46 (25/4/42) |
| Amex Mkt. Value | 324.88 | 324.52 | 323.24 | 323.02 | 324.88 (3/2/89) | 262.76 (12/1/88) | 365.01 (13/8/87) | 29.31 (9/12/72) |
| NASDAQ OTC Comp | 406.35 | 405.16 | 403.23 | 401.30 | 406.35 (3/2/89) | 331.97 (12/1/88) | 455.28 (26/8/87) | 54.87 (31/10/72) |

| | Jan 27 | Jan 20 | Jan 13 | year ago (approx.) |
|---|---|---|---|---|
| Dow Industrial Div. Yield | 3.46 | 3.59 | 3.60 | 3.53 |

| | Feb 1 | Jan 25 | Jan 18 | year ago (approx.) |
|---|---|---|---|---|
| S & P Industrial div. yield | 3.05 | 3.12 | 3.13 | 3.15 |
| S & P Indl. P/E ratio | 13.79 | 13.40 | 13.30 | 15.96 |

| TRADING ACTIVITY † Volume Millions | Feb 3 | Feb 2 | Feb 1 |
|---|---|---|---|
| New York | 172.980 | 183.430 | 215.640 |
| Amex | 13.520 | 17.370 | 12.820 |
| OTC | 143.345 | 163.793 | 152.894 |

| NEW YORK | Feb 3 | Feb 2 | Feb 1 |
|---|---|---|---|
| Issues Traded | 1,937 | 1,949 | 1,959 |
| Rises | 778 | 755 | 731 |
| Falls | 634 | 648 | 703 |
| Unchanged | 525 | 546 | 525 |
| New Highs | 97 | 93 | 127 |
| New Lows | 7 | 6 | 12 |

### CANADA

| TORONTO | Feb 3 | Feb 2 | Feb 1 | Jan 31 | 1988/89 High | 1988/89 Low |
|---|---|---|---|---|---|---|
| Metals & Minerals | 3560.2 | 3550.7 | 3558.1 | 3539.2 | 3560.2 (3/2/89) | 2238.7 (8/2/88) |
| Composite | 3667.0 | 3653.5 | 3640.6 | 3616.6 | 3667.0 (3/2/89) | 2977.9 (8/2/88) |
| MONTREAL Portfolio | 1837.81 | 1828.98 | 1826.13 | 1813.19 | 1837.81 (3/2/89) | 1305.06 (27/1/88) |

### NEW YORK ACTIVE STOCKS

| Friday | Stocks traded | Closing price | Change on day |
|---|---|---|---|
| RJR Nabisco | 5,430,300 | 98⅛ | + ⅝ |
| Navistar | 2,423,600 | 6⅛ | + ⅛ |
| Weyerhaeuser | 2,150,900 | 26½ | + ⅜ |
| Wisconsin | 2,057,200 | 25⅜ | .... |
| AMR Corp | 1,991,500 | 62¼ | + 2⅜ |
| Pan Am | 1,911,700 | 3½ | + ⅛ |
| AT&T | 1,840,500 | 32⅛ | + ⅛ |
| SmithKline | 1,750,500 | 49⅝ | – 1⅞ |
| Lockheed | 1,623,100 | 48 | + 1 |
| Can-Pacific | 1,602,900 | 21⅛ | + ⅛ |

Base values of all indices are 100 except NYSE All Common – 50; Standard and Poor's – 10; and Toronto Composite and Metals – 1000. Toronto indices based 1975 and Montreal Portfolio 4/1/83. † Excluding bonds. ‡ Industrial, plus Utilities, Financial and Transportation. (c) Closed. (u) Unavailable.

| | Feb. 6 | Feb. 3 | Feb. 2 | Feb. 1 | 1988/89 High | 1988/89 Low |
|---|---|---|---|---|---|---|
| **AUSTRALIA** | | | | | | |
| All Ordinaries (1/1/80) | 1501.5 | 1512.0 | 1510.5 | 1530.8 | 1657.8 (9/8/88) | 1170.7 (10/2/88) |
| All Mining (1/1/80) | 686.5 | 688.9 | 688.1 | 702.5 | 847.8 (9/8/88) | 532.4 (10/2/88) |
| **AUSTRIA** | | | | | | |
| Credit Aktien (30/12/84) | 234.20 | 234.10 | 233.50 | 233.80 | 236.20 (25/1/89) | 163.98 (11/2/88) |
| **BELGIUM** | | | | | | |
| Brussels SE (1/1/84) | 5765.60 | 5753.20 | 5762.50 | 5790.50 | 5801.80 (31/1/89) | 3608.35 (4/1/88) |
| **DENMARK** | | | | | | |
| Copenhagen SE (3/1/83) | 289.29 | 288.70 | 287.30 | 287.41 | 289.29 (6/2/89) | 180.68 (4/1/88) |
| **FINLAND** | | | | | | |
| Unitas General (1975) | 751.5 | 755.4 | 754.4 | 749.9 | 772.1 (8/8/88) | 530.6 (15/1/88) |
| **FRANCE** | | | | | | |
| CAC General (31/12/82) | (u) | 457.1 | 451.7 | 449.0 | 457.1 (3/2/89) | 251.3 (29/1/88) |
| Ind. Tendance (30/12/88) | 107.3 | 108.1 | 107.6 | 107.0 | 108.1 (3/2/89) | 100.0 (1/1/89) |
| **GERMANY** | | | | | | |
| FAZ Aktien (31/12/58) | 560.11 | 558.9 | 552.00 | 548.96 | 567.51 (5/1/89) | 396.40 (29/1/88) |
| Commerzbank (1/12/53) | 1673.8 | 1670.7 | 1650.3 | 1640.2 | 1705.6 (5/1/89) | 1207.9 (29/1/88) |
| DAX (30/12/87) | 1345.04 | 1326.36 | 1319.56 | 1300.52 | 1371.10 (5/1/89) | 931.18 (28/1/88) |
| **HONG KONG** | | | | | | |
| Hang Seng Bank (31/7/64) | (c) | 3105.96 | 3059.54 | 3060.91 | 3105.96 (3/2/89) | 2223.56 (8/2/88) |
| **ITALY** | | | | | | |
| Banca Com. Ital. (1972) | 586.13 | 580.46 | 581.19 | 592.57 | 615.89 (17/1/89) | 423.91 (9/2/88) |
| **JAPAN** | | | | | | |
| Nikkei (16/5/49) | 31828.75 | 31685.78 | 31498.30 | 31360.6 | 31828.75 (6/2/89) | 21217.04 (4/1/88) |
| Tokyo SE (Topix) (4/1/68) | 2473.59 | 2465.62 | 2456.35 | 2445.05 | 2478.12 (28/1/89) | 1690.44 (4/1/88) |
| **NETHERLANDS** | | | | | | |
| ANP-CBS General (1970) | 307.3 | 307.9 | 295.6 | 292.7 | 310.1 (30/1/89) | 205.7 (4/1/88) |
| ANP-CBS Industrial (1970) | 269.9 | 269.8 | 267.3 | 264.2 | 271.5 (31/1/89) | 157.9 (11/1/88) |
| **NORWAY** | | | | | | |
| Oslo SE (4/1/83) | 542.79 | 538.07 | 541.02 | 539.29 | 549.44 (30/1/89) | 327.78 (28/1/88) |
| **SINGAPORE** | | | | | | |
| Straits Times Ind. (30/12/66) | (c) | 1143.43 | 1128.34 | 1137.01 | 1177.87 (8/8/88) | 833.60 (4/1/88) |
| **SOUTH AFRICA** | | | | | | |
| JSE Gold (28/9/78) | 1307.0§ | 1300.0 | 1306.0 | 1307.0 | 1451.0 (7/7/88) | 1154.0 (4/5/88) |
| JSE Industrial (28/9/78) | 2161.0§ | 2151.0 | 2140.0 | 2124.0 | 2161.0 (6/2/89) | 1387.0 (12/2/88) |
| **SPAIN** | | | | | | |
| Madrid SE (30/12/85) | 280.36 | 279.42 | 280.22 | 278.79 | 301.63 (15/6/88) | 225.50 (4/1/88) |
| **SWEDEN** | | | | | | |
| Jacobson & P. (31/12/56) | 3618.2 | 3647.4 | 3646.0 | 3634.4 | 3647.4 (3/2/89) | 2148.5 (4/1/88) |
| **SWITZERLAND** | | | | | | |
| Swiss Bank Ind. (31/12/58) | 627.9 | 625.9 | 624.6 | 626.7 | 634.2 (16/1/89) | 466.6 (13/1/88) |
| **WORLD** | | | | | | |
| M.S. Capital Intl. (1/1/70) | (u) | 511.5 | 509.7 | 508.9 | 512.0 (27/1/89) | 401.0 (21/1/88) |

§Subject to official recalculation.

Base values of all indices are 100 except Brussels SE and DAX – 1,000 JSE Gold – 255.7 JSE Industrials – 264.3 and Australia. All Ordinary and Mining – 500; (c) Closed. (u) Unavailable.

### TOKYO – Most Active Stocks

Monday 6 February 1989

| | Stocks Traded | Closing Prices | Change on day |
|---|---|---|---|
| Sato Kogyo | 62.9m | 1,900 | +240 |
| Nishimatsu | 52.7m | 1,460 | +140 |
| Fujita | 52.2m | 1,250 | +150 |
| Kobe Steel | 51.1m | 787 | +7 |
| Hazama | 36.6m | 1,350 | +200 |
| Taisei | 33.8m | 1,480 | +30 |
| NKK | 26.1m | 970 | uch |
| Tokyu Land | 25.9m | 1,410 | +40 |
| Mitsubishi Heavy Ind | 24.7m | 1,170 | uch |
| Nippon Oil | 24.4m | 1,670 | +100 |

**Have your FT Hand delivered**
Ø Frankfurt (069) 7598-101 for details
FINANCIAL TIMES
EUROPE'S BUSINESS NEWSPAPER

**Travelling on Business?**
Enjoy reading your complimentary copy of the Financial Times when you're staying . . . in **Madrid** at the Holiday Inn, Hotel Miguel Angel, Hotel Palace, Hotel Princesa Plaza, Hotel Ritz, Hotel Villa Magna, Hotel Melia Castilla, Hotel Los Galgos Sol . . . in **Barcelona** at the Hotel Calderon, Hotel Diplomatic, Hotel Majestic, Gran Hotel Sarria.
FINANCIAL TIMES
EUROPE'S BUSINESS NEWSPAPER

**Travelling on business in Germany?**
Ask for your complimentary copy of the Financial Times when staying at:
**Hamburg** – C.P. Plaza Hotel, Crest Hotel, Ramada Renaissance Hotel, Hotel Kempinski. **Köln** – Ramada Renaissance Hotel, Altea Hotel Baseler Hof, Crest Hotel, Holiday Inn, Regent Hotel. **Frankfurt** – Holiday Inn, Arabella Hotel, Park Hotel, Hessischer Hof, Hotel Kempinski, Hotel Excelsior, Hotel Monopol, Intercontinental Hotel, Crest Hotel, Steigenberger Hotel Frankfurter Hof. **Friedrichsdorf** – Queens Hotel. **Stuttgart** – Airport Hotel Mövenpick. **Berlin** – Crest Hotel, Savoy Hotel, Hotel Kempinski, Hotel Schweizer Hof, Hotel Bristol. **Offenbach** – Tourotel. **Sindelfingen** – Holiday Inn. **Bonn** – Schloßpark Hotel. **München** – Hotel Kempinski, Crest Hotel, Arabella Hotel, Arabella Hotel Westpark, Grand Hotel Continental, Hotel Erzgießerei. **Düsseldorf** – Steigenberger Park Hotel, Ramada Renaissance Hotel, Hotel Nikko, Holiday Inn, Savoy Hotel, Übachs Hotel, Börsenhotel, Hotel Esplanada, Rheinstern Penta Hotel, Fürstenhof/Zentralhotel, Hotel Breidenbacher Hof. **Heidelberg** – Prinz Hotel, Penta Hotel. **Ludwigshafen** – City Hotel. **Mannheim** – Intercity Hotel.
FINANCIAL TIMES
EUROPE'S BUSINESS NEWSPAPER

3pm prices February 6

# NEW YORK STOCK EXCHANGE COMPOSITE PRICES

| 12 Month High | Low | Stock | Div. | Yld. | P/E | 100s | High | Low | Close | Ch'ge Prev. Close |
|---|---|---|---|---|---|---|---|---|---|---|
| [illegible] | [illegible] | [illegible] | [illegible] | [illegible] | [illegible] | [illegible] | [illegible] | [illegible] | [illegible] | [illegible] |

Continued on Page 45

# NYSE COMPOSITE PRICES

Continued from previous Page

| 52 Week High | Low | Stock | Div. | Yld. % | P/E | 100s High | Low | Close | Ch'ge Prev. Close |
|---|---|---|---|---|---|---|---|---|---|
| 24¼ | 6⅝ | Selcnt | | | | 53 | 24⅛ | 24⅛ | 24⅛ + ⅛ |
| 60 | 72½ | SelMem | .80 | 8.17 | 997 | 99½ | 97¾ | 98½ | |
| 29½ | 19⅞ | Selcnn | .84 | 2.3 | 19 | 3472 | 28½ | 27⅞ | 28¼ + ⅛ |
| 30½ | 20⅝ | SDHeGa | 2.80 | 8.8 | 12 | 260 | 38¼ | 36 | 38¼ + ⅛ |
| 8½ | 6⅛ | SJuanB | .90a | 3.6 | 21 | 823 | u8⅝ | 8½ | 8½ |
| 34¼ | 27½ | SAntRr | 2.08 | 6.3 | 19 | 13 | 32⅞ | 32⅝ | 32⅞ + ⅛ |
| 18⅝ | 11¼ | SFeEP | 2.86 | 24. | | 71 | 12¼ | 12 | 12¼ + ⅛ |
| 28 | 20 | SFePR | n2.20 | 9.7 | | 473 | 22¾ | 22¼ | 22¾ + ⅜ |
| 24⅝ | 14⅛ | SFeSP s | | | | 7128 | 22½ | 21 | 22⅜ + 1¼ |
| 61½ | 36⅛ | SereLea | 1.44 | 3.0 | 15 | 1555 | 48 | 47½ | 48 |
| ½ | 11-64 | Servin | | | 10 | 1818 | 13-32 | ⅜ | 13-32 + 1-32 |
| 8½ | 4⅞ | Svrn pf8.80 | | 10. | | 28 | 7⅞ | 7⅞ | 7⅞ |
| 33½ | 29¾ | SCANA | 2.40 | 7.7 | 11 | 249 | 31½ | 30⅞ | 31 - ⅛ |
| 8⅞ | 6½ | Schlr | .36e | 3.8 | | 595 | 9¼ | 8¾ | 8¾ - ⅛ |
| 61⅞ | 46¼ | SchrPg | 1.60 | 2.7 | 17 | 1749 | 61 | 60 | 60⅞ - ⅛ |
| 38¼ | 30¼ | Schlmb | 1.20 | 3.3 | 16 | 5384 | 36⅞ | 36¼ | 36⅞ + ⅛ |
| 10¼ | 8¼ | Sclwb | | | 36 | 1099 | 10¼ | 9¾ | 9¾ - ⅛ |
| 16⅞ | 10½ | SciAtl | .12 | .8 | 11 | 1452 | 14⅞ | 14⅜ | 14⅜ |
| 42¼ | 33¼ | ScottP s | .80 | 2.0 | 8 | 1564 | 41¼ | 40⅞ | 41 |
| 15¼ | 10½ | Scotys | .52 | 4.3 | 36 | 147 | 12¼ | 12 | 12 |
| 11¼ | 6 | ScoBNA | .07e | .7 | | 470 | 9¾ | 9½ | 9¾ + ⅛ |
| 33½ | 19½ | SeaCnt | .48e | 1.3 | 6 | 143 | 35¼ | 34½ | 35 + ½ |
| 14⅞ | 12⅞ | SeaCt pf1.40 | | 11. | | 8 | 13¾ | 13½ | 13½ - ⅛ |
| 17½ | 10 | SeaE pf82.10 | | 13. | 10 | 167 | 16⅛ | 16⅛ | 16⅛ |
| 17½ | 16¼ | SeaE pfC2.10 | | 12. | 8 | 15 | 16⅞ | 16⅞ | 16⅞ |
| 68½ | 43¼ | SeaE pfD4.12 | | 7.2 | 42 | 57½ | 57½ | 57½ | 57½ - ½ |
| 71½ | 60 | Seagrm | 1.20 | 1.7 | 11 | 885 | 70⅞ | 69⅞ | 69⅞ - ⅛ |
| 16⅞ | 12 | Seagul | | | | 670 | 16 | 15⅞ | 16 + ⅛ |
| 48 | 28½ | SealAir | .40 | 1.3 | 15 | 30 | 46⅞ | 47⅞ | 47⅞ |
| 46¼ | 33 | Sears | .2 | 4.7 | 11 | 4555 | 43 | 42½ | 42⅞ |
| 41½ | 27⅝ | SecPac | 1.98 | 5.2 | 7 | 580 | 38⅞ | 37⅞ | 38 |
| 68⅞ | 59¼ | SequaA | .16e | .2 | 14 | 114 | 64 | 63¼ | 64 + ⅛ |
| 72 | 60½ | SequaB | .12a | .2 | 16 | 65 | 67⅞ | 67 | 67⅞ - ⅛ |
| 23⅞ | 15⅞ | SerCp | .08 | 2.6 | 24 | 514 | 16 | 16⅛ | 16⅛ + ⅛ |
| 20⅞ | 5¼ | Service | | .4 | 9 | 3047 | 20⅞ | 20 | 20⅞ + ⅛ |
| 7⅞ | 3 | ServRes | | | | 25 | 4 | 4½ | 4½ - ⅛ |
| 28⅞ | 21⅞ | Svstmt | 1.70 | 7.2 | 12 | 220 | 23⅞ | 23½ | 23⅞ |
| 33 | 17¼ | Shaklee | .80 | 2.4 | 20 | 2734 | u33½ | 32½ | 32½ - ½ |
| 25⅞ | 16½ | Shawin | .80 | 3.2 | 10 | x246 | 24⅞ | 24½ | 24½ |
| 27⅞ | 21⅞ | ShrwIt | 1.20 | 5.4 | 8 | 402 | 23⅞ | 23½ | 23⅞ - ⅛ |
| 25 | 19¼ | LabH | .75 | 3.3 | 18 | 837 | 23 | 22⅞ | 22⅞ - ⅛ |
| 14⅞ | 9 | Shelby | .24 | 2.3 | 16 | 76 | 10⅞ | 10¼ | 10½ + ⅛ |
| 41 | 32⅞ | ShellT | s2.81e | 6.7 | 10 | 632 | 39 | 38⅞ | 38⅞ - ⅛ |
| 31⅞ | 24 | Shrwin | .84 | 2.5 | 11 | 758 | 28½ | 28⅞ | 28⅞ |
| 11 | 6⅞ | Shurfin | .32 | 2.7 | | 152 | 10⅞ | 10½ | 10⅞ |
| 23¼ | 20¼ | SierPac | 1.80 | 7.9 | 11 | 402 | 22⅞ | 22⅞ | 22⅞ |
| 6¼ | 4½ | SignApl | | | | 1 | 4⅞ | 4⅞ | 4⅞ + ⅛ |
| 34 | 23¼ | Signet | 1.40 | 4.7 | 5 | 400 | 30 | 29⅞ | 29⅞ |
| 18⅞ | 9¼ | Silicnvl | | | 7 | 2409 | 11⅞ | 11 | 11 - ⅛ |
| 18⅞ | 14 | Skaler | 1.56 | 10. | 15 | 22 | 15⅞ | 15⅞ | 15⅞ - ⅛ |
| 17⅞ | 13⅞ | Skyline | .48 | 2.7 | 10 | 724 | u18⅞ | 17⅞ | 17⅞ + ⅛ |
| 8⅞ | 3⅞ | SmithIn | | | 4 | 77 | 8⅞ | 8⅞ | 8⅞ |
| 39⅞ | 40⅞ | SnapOck | 1.84 | 3.7 | 27 | u6934 | 60 | 49¼ | 49¼ - ⅛ |
| 62⅞ | 46¼ | Smucky | .88 | 1.5 | 17 | 29 | 60 | 59½ | 59½ - ⅛ |
| 18⅞ | 9¼ | Snydr | pf2.00 | 18. | | 47 | 11⅞ | 11⅞ | 11⅞ + ⅛ |
| 7⅞ | 2⅞ | Solitron | | | | 66 | 3½ | 3⅜ | 3½ |
| 32⅞ | 25⅞ | Sonat | 2 | 6.4 | 13 | 414 | 31⅞ | 31⅞ | 31⅞ - ⅛ |
| 59⅞ | 35⅞ | SonyCp | .20e | .5 | 33 | 281 | 55⅞ | 55⅞ | 55⅞ |
| 25⅞ | 16½ | SouLin | | | 13 | 70 | 21⅞ | 21⅞ | 21⅞ - ⅛ |
| 38⅞ | 30⅞ | SoJrnl | 3.50 | 9.2 | | 23 | 37⅞ | 37½ | 37½ - ⅛ |
| 32⅞ | 24 | SoCp pf2.40 | | 9.8 | 14 | 340 | 24⅞ | 24½ | 24½ - ⅛ |
| 19⅞ | 16¼ | SoJerin | 1.34 | 7.1 | 10 | 4 | 18⅞ | 18⅞ | 18⅞ + ⅛ |
| 24¼ | 17 | Soudw s | .50 | 2.5 | 8 | 473 | 20 | 19⅞ | 19⅞ - ⅛ |
| 28⅞ | 20⅞ | SoestBk | 1.12 | 4.6 | 10 | 806 | 24¼ | 24 | 24¼ |
| 24⅞ | 20⅞ | SouthCo | 2.14 | 9.4 | 9 | 4042 | 23⅞ | 22⅞ | 22⅞ - ⅛ |
| 30½ | 27 | SoUnGs | 1.60 | 6.2 | 10 | 287 | 26⅞ | 26 | 26⅞ + ⅛ |
| 61⅞ | 47⅞ | SNET | 3.12 | 6.0 | 12 | 380 | u52¼ | 51⅞ | 51⅞ + ⅛ |
| 12⅞ | 7 | SoUnCo | .20 | 1.7 | | 58 | 11¼ | 11½ | 11½ - ⅛ |
| 4½ | 1⅞ | Sounwk | | | | 3334 | 1⅞ | 1⅞ | 1⅞ |
| 20¼ | 6½ | Somk pf | | | | 32 | 9⅞ | 9⅞ | 9⅞ - ½ |
| 24 | 14⅞ | SwArl | .14 | .8 | 13 | 1072 | 22⅞ | 22⅞ | 22⅞ - ⅛ |
| 23 | 17¼ | SwBell | 1.84 | 7.8 | 12 | 1357 | 23⅞ | 23⅞ | 23⅞ |
| 43⅞ | 32⅞ | SwEnR | 2.48 | 5.8 | 12 | 1657 | 42⅞ | 42⅞ | 42⅞ - ⅛ |
| 22⅞ | 16⅞ | SwEnr | .56 | 3.2 | 14 | 169 | 17½ | 17¼ | 17½ |
| 28¼ | 23⅞ | SwPS | 2.20 | 8.9 | 11 | 335 | 26⅞ | 26½ | 26⅞ + ⅛ |
| 36⅞ | 30¼ | Sovran | 1.52 | 4.4 | 8 | 762 | 34⅞ | 34½ | 34½ + ⅛ |
| 12⅞ | 9 | Spain n | .15e | .7 | | 157 | 11 | 10⅞ | 11 + ⅛ |
| 12⅞ | 9⅞ | Sparton | .52 | 4.6 | 10 | 30 | 11⅞ | 11⅞ | 11⅞ - ⅛ |
| 13⅞ | 7⅞ | Spectpe | .05e | .4 | 16 | 48 | 11½ | 11½ | 11½ - ⅛ |
| 39⅞ | 27 | Springs | 1.20 | 3.3 | 12 | 1234 | 36½ | 36¼ | 36½ + ⅛ |
| 55⅞ | 46⅞ | SquarD | 2 | 3.8 | 12 | 350 | 52⅞ | 52½ | 52⅞ + ⅛ |
| 70⅞ | 55½ | Squibb | 2 | 2.9 | 16 | 5614 | 69⅞ | 68 | 68½ - ⅛ |
| 18⅞ | 10⅞ | StBPat | | | | 374 | 16⅞ | 15½ | 16 |
| 9⅞ | 7⅞ | StStrat | .40 | 4.2 | 5 | 373 | 9½ | 9½ | 9½ + ⅛ |
| 16 | 11⅞ | StStEn | .32 | 2.1 | 21 | 68 | 15⅞ | 15⅞ | 15⅞ + ⅛ |
| 15⅞ | 8⅞ | StPgn | 1.05e | 11. | 6 | 826 | 15½ | 15⅞ | 15½ - ⅛ |
| 31⅞ | 22¼ | StPrtl | .92 | 2.9 | 9 | 52 | 28⅞ | 28 | 28 - ⅛ |
| 24 | 16½ | Standex | .60 | 2.8 | 16 | 10 | 21⅞ | 21⅞ | 21⅞ - ⅛ |
| 21¼ | 14⅞ | Stanhm | s.88 | 5.4 | 11 | 68 | 20⅞ | 19⅞ | 20⅞ + ⅛ |
| 31¼ | 24 | StanWk | .96 | 3.3 | 12 | 290 | 28½ | 28 | 28¼ - ⅛ |
| 34⅞ | 19⅞ | Starwd | s.84 | 2.5 | 11 | 1 | 33⅞ | 33⅞ | 33⅞ + ⅛ |
| 11⅞ | 10¼ | StaMSe | 1.12e | 10. | 58 | 11⅞ | 10⅞ | 11⅛ | 11⅛ + ⅛ |
| 6 | 3½ | Steego | | | 3 | 5 | 5 | 5 | 5 |
| 12⅞ | 8⅞ | StrBcp | .80 | 7.4 | 12 | 35 | 11 | 10⅞ | 10⅞ |
| 16⅞ | 14⅞ | StrCh | n.25e | 1.4 | 5 | 746 | 18⅞ | 17⅞ | 18 + ⅛ |
| 8⅞ | 5⅞ | Stuhl | | | 161 | 65 | 7⅞ | 7½ | 7½ - ⅛ |
| 73⅞ | 50⅞ | SuneW | 2.40 | 3.4 | 19 | 70 | 70⅞ | 70⅞ | 70⅞ - ⅛ |
| 39½ | 20⅞ | SuneC | s.72 | 2.0 | 7 | 3676 | 36 | 34⅞ | 35½ - ⅛ |
| 6⅞ | 5 | StonRe | | | | 4 | 6⅞ | 6⅞ | 6⅞ - ⅛ |
| 13 | 10⅞ | StorEq | 1.40 | 12. | 12 | 202 | 11⅞ | 11⅞ | 11⅞ |
| 2⅞ | 1⅞ | StorTch | | | 16 | 9429 | 1⅞ | 1⅞ | 1⅞ - ⅛ |
| 18⅞ | 11 | StratMt | 1.84e | 14. | 7 | 23 | 13½ | 13½ | 13½ |
| 35⅞ | 16¼ | StrideR | .80 | 2.0 | 14 | 448 | 30⅞ | 30⅞ | 30⅞ |
| 6⅞ | 5⅞ | StuerSh | | | | 20 | 7⅞ | 7⅞ | 7⅞ |
| 11⅞ | 8⅞ | SunDis | 1.10e | 9.9 | 10 | 601 | 11⅞ | 10⅞ | 11⅞ + ⅛ |
| 18⅞ | 8⅞ | SunEl | .05e | .4 | 65 | 361 | 14⅞ | 13⅞ | 14⅞ + ⅛ |
| 17⅞ | 11⅞ | SunEng | 1.08e | 8.5 | | 110 | 13 | 12⅞ | 12⅞ - ⅛ |
| 29⅞ | 23⅞ | SunEx | n1.20 | 4.2 | | 1298 | 28⅞ | 28⅞ | 28⅞ + ⅛ |
| 35½ | 28 | SunCo | n1.80 | 5.2 | 577 | x246 | 34⅞ | 34⅞ | 34⅞ - ⅛ |
| 56 | 44½ | Sundstr | 1.80 | 8.2 | | 278 | 56 | 55⅞ | 56 + ⅛ |
| 5⅞ | 3 | SunMic | | | | 789 | 3⅞ | 3¼ | 3⅜ |
| 9¼ | 6 | SunM pf | 1.19 | 14. | | 30 | 8⅞ | 8½ | 8½ - ⅛ |
| 24½ | 19⅞ | SunTrst | .76 | 3.6 | 8 | 944 | 21½ | 21⅛ | 21⅛ |
| 26⅞ | 18⅞ | SupValu | .50 | 1.9 | 15 | 778 | 26⅞ | 25⅞ | 26⅞ - ⅛ |
| 27⅞ | 14¼ | SybTlc s | | | 18 | 423 | 20 | 19⅞ | 19⅞ - ⅛ |
| 12⅞ | 8⅞ | Synalloy | | | 13 | 5 | 9½ | 9½ | 9½ + ⅛ |
| 44⅞ | 32⅞ | Synerex | 1.20 | 3.1 | 16 | 3001 | 41⅞ | 41⅞ | 41⅞ + ⅛ |
| 39 | 28⅞ | Sysco | .36 | .9 | 16 | 1028 | 38⅞ | 38⅞ | 38½ - ⅛ |
| 10 | 4½ | Systint | | | 21 | 34 | 9⅞ | 9⅞ | 9⅞ - ⅛ |
| | | — T-T-T — | | | | | | | |
| 15⅞ | 8⅞ | TCBY | .04 | .3 | 18 | 1230 | 14½ | 14 | 14½ + ⅛ |
| 8⅞ | 6⅞ | TCW | .84 | .71 | | 196 | 7⅞ | 7⅞ | 7⅞ |
| 61 | 60 | TDK | .52a | .8 | 28 | 9 | 59⅞ | 59⅞ | 59⅞ - ⅛ |
| 24⅞ | 21⅞ | TECO | 1.42 | 6.5 | 11 | 139 | u22⅞ | 22⅞ | 22⅞ + ⅛ |
| 13⅞ | 7 | TGHF | | | 20 | 28 | 11⅞ | 11 | 11 - ⅛ |
| 10½ | 6⅞ | TIS n | .42e | 5.3 | | 211 | 8⅞ | 8 | 8 - ⅛ |
| 25⅞ | 15 | TJX | .50 | 2.2 | 15 | 39 | 22⅞ | 22⅞ | 22⅞ - ⅛ |
| 18½ | 12⅞ | TMP | 1.47 | 7.4 | 4 | 35 | 20 | 19⅞ | 19⅞ |
| 54 | 40⅞ | TRW | 1.72a | 3.8 | 10 | x1098 | 45⅞ | 44 | 45⅞ + 1⅞ |
| 26⅞ | 15⅞ | TW Svc | .10 | .4 | 20 | 1125 | 26⅞ | 27⅞ | 27⅞ - ⅛ |
| 2⅞ | 27⅞ | Tacoma | | | | 608 | 2⅞ | 2⅞ | 2⅞ |
| 38⅞ | 21⅞ | Talbots | 1.20e | | | 199 | 32⅞ | 32 | 32⅞ + ⅛ |
| 17⅞ | 11⅞ | Talley | .30 | 2.2 | 65 | 1725 | 14⅞ | 13⅞ | 13⅞ - ⅛ |
| 23 | 17⅞ | Talley pf | 1 | 5.3 | | 68 | 19⅞ | 18⅞ | 18⅞ - 1 |
| 63½ | 50½ | Tambrd | 2.04 | 3.8 | 14 | 419 | 54½ | 53½ | 54½ - ⅛ |
| 22⅞ | 12⅞ | Tandem | | | 19 | 1736 | 20 | 19⅞ | 19⅞ - ⅛ |
| 48⅞ | 33⅞ | Tandy | .80 | 1.4 | 12 | 940 | 43⅞ | 42⅞ | 42⅞ - ⅛ |
| 18¼ | 12⅞ | Tndyct | | | 19 | 7 | 13⅞ | 13 | 13 |
| 18½ | 10⅞ | TchSym | | | 13 | 104 | 12 | 11⅞ | 11⅞ |
| 30¼ | 19 | Tektronx | .60 | 2.7 | 30 | 198 | 23⅞ | 22½ | 22½ - ⅛ |
| | | — U-U-U — | | | | | | | |
| 124¼ | 76½ | UAL Cp | | | 12 | 432 | 123⅞ | 122¼ | 123⅞ - ⅛ |
| 28 | 26½ | UDC pf | s | | | 4 | 28½ | 28½ | 28½ + ⅛ |
| 20⅞ | 17 | UDC | 2.40 | 12. | 9 | 63 | 20⅞ | 20⅞ | 20⅞ - ⅛ |
| 31½ | 28⅞ | UGI | 2.14 | 7.2 | 10 | 83 | 29⅞ | 29⅞ | 29⅞ |
| 13⅞ | 6⅞ | UNCInv | | | 14 | 388 | 8⅞ | 8⅞ | 8⅞ - ⅛ |
| 28⅞ | 19⅞ | UNUM | .48 | 1.7 | 11 | 518 | 28⅞ | 28 | 28⅞ + ⅛ |
| 38½ | 32⅞ | USFG | 2.64 | 6.7 | 6 | 1328 | 39⅞ | 39 | 39⅞ + ⅛ |
| 40⅞ | 40 | USFG pfA.10 | | 9.8 | | 24 | 41½ | 41½ | 41½ + ⅛ |
| 7⅞ | 4⅞ | USG n | .65e | 7.9 | 8 | 4477 | 7⅞ | 7 | 7⅞ |
| 25 | 19⅞ | USLIGO | .88 | 4.1 | 8 | 36 | 21⅞ | 21⅞ | 21⅞ - ⅛ |
| 21⅞ | 14 | USST s | .92 | 4.4 | 15 | 2737 | 20⅞ | 20⅞ | 20⅞ + ⅛ |
| 37⅞ | 31⅞ | USX | 1.40 | 4.5 | 12 | x5289 | 31½ | 31 | 31½ - ⅛ |
| 50⅞ | 45½ | USX pfA.75e | | 9.8 | | 3 | 46⅞ | 46½ | 46½ - ⅛ |
| 50⅞ | 44½ | USX pr | 3.50 | 6.9 | | 113 | 51½ | 51 | 51 - ⅛ |
| 16½ | 6⅞ | Ultmtc | | | | 637 | 11⅞ | 10⅞ | 10⅞ - ⅛ |
| 30 | 22⅞ | UniFirst | .28 | .7 | 17 | 17 | u30⅞ | 30⅞ | 30⅞ + ⅛ |
| 27⅞ | 20⅞ | Unilever | 1.34e | 2.8 | 11 | 10 | 47⅞ | 47 | 47⅞ |
| 63⅞ | 49⅞ | UnNW | 1.67e | 3.2 | 12 | 303 | 51⅞ | 51⅞ | 51⅞ - ⅛ |
| 38⅞ | 31 | UnCmp | 1.24 | 3.4 | 9 | 413 | 36⅞ | 36⅞ | 36⅞ - ⅛ |
| 28⅞ | 17 | UCarb | 1 | 3.6 | 5 | 12054 | 28⅞ | 27⅞ | 28 |
| 14⅞ | 6⅞ | UnionC | | | 25 | 20 | 13⅞ | 13⅞ | 13⅞ |
| 28 | 21½ | UnElec | 2 | 8.4 | 6 | 560 | 24 | 23⅞ | 23⅞ |
| 49 | 44⅞ | UnCt pf4.50 | | 6.7 | | 2100 | 47½ | 47 | 47½ - ⅛ |
| 85 | 79 | UEI pfL | 6 | 9.5 | | 250 | 88 | 88 | 88 |
| 84½ | 77¼ | UEI pfH | 8 | 9.6 | | 270 | 83 | 83 | 83 |
| 18⅞ | 12⅞ | UnExp | 1.37e | 8.9 | 10 | 419 | 15⅞ | 15⅞ | 15⅞ - ⅛ |
| 70½ | 54⅞ | UnPac | 2.20 | 3.2 | 12 | 2138 | 69½ | 68⅞ | 69½ + ⅛ |
| 16⅞ | 12¼ | UnitedFn | .40 | 3.3 | 15 | 462 | 12⅞ | 12⅞ | 12⅞ |
| 28 | 25 | Unitrin | 1.20 | 4.8 | 7 | 1453 | 25⅞ | 25⅞ | 25⅞ - ⅛ |
| 6⅞ | 1½ | Unit | | | 17 | 23 | 2⅞ | 2½ | 2½ |
| 15⅞ | 9⅞ | UAM | .36 | 1.8 | 19 | 79 | 15⅞ | 15⅞ | 15⅞ + ⅛ |
| 13⅞ | 10⅞ | UBmd s | .20 | 1.8 | 10 | 72 | 11⅞ | 11⅞ | 11⅞ + ⅛ |
| 27⅞ | 22⅞ | UStnTV | .08 | | 7 | 2268 | 21⅞ | 21⅞ | 21⅞ + ⅛ |
| 27½ | 19⅞ | Utilum | 2.32 | 8.8 | 5 | 66 | 26⅞ | 26 | 26⅞ + ⅛ |
| 14⅞ | 11⅞ | Utlco pf | 1.50 | 14. | | 14 | 13½ | 13½ | 13½ + ⅛ |
| 16½ | 12⅞ | Unilind | .54 | 4.7 | 11 | 36 | 13⅞ | 13⅞ | 13½ |
| 31⅞ | 19 | UnMrn | | .9 | 4 | 25 | 23½ | 23½ | 23½ + ⅛ |
| 23⅞ | 19 | UtlerSk | 1.08 | 4.9 | 8 | 480 | 21⅞ | 21⅞ | 21⅞ |
| 19⅞ | 7⅞ | UtCity | .56e | 6.4 | | 238 | 10⅞ | 10 | 10⅞ - ⅛ |
| 20⅞ | 11⅞ | UtdMil | | | | 30 | 3⅞ | 3½ | 3½ |
| 41½ | 28⅞ | UtahEl | .12 | .3 | 10 | 9421 | 40⅞ | 39⅞ | 40 - ⅛ |
| 41⅞ | 31⅞ | USHom | | | | 408 | 2½ | 2 | 2½ |
| 29 | 14¼ | USShoe | .48 | | 18 | 2837 | 29⅞ | 28⅞ | 29⅞ - ⅛ |
| 35⅞ | 28⅞ | US Surg | .80 | 1.8 | 18 | 223 | 31⅞ | 31½ | 31½ |
| 45⅞ | 40⅞ | USWest | 6.70 | 7.8 | 10 | 2173 | 61⅞ | 60⅞ | 60⅞ - ⅛ |
| 45⅞ | 34⅞ | UnTech | 1.80 | 3.8 | 9 | 477 | 45⅞ | 44⅞ | 44⅞ |
| 47⅞ | 29⅞ | UnTel | 3.62 | 4.2 | 30 | 1877 | 46⅞ | 45⅞ | 46½ - ⅛ |
| 20⅞ | 16¼ | UWR | .88 | 5.4 | 15 | 65 | 16⅞ | 16⅞ | 16⅞ |
| 8⅞ | 6⅞ | Unilode | | | 94 | 713 | 7⅞ | 7½ | 7½ - ⅛ |
| 25⅞ | 16½ | Univar | .40 | 1.8 | 13 | 4 | 21⅞ | 25½ | 25½ - ⅛ |
| 32 | 27⅞ | UnvCp | 1.40 | 4.1 | 9 | 424 | 34⅞ | 34½ | 34½ + ⅛ |
| 38⅞ | 17⅞ | UnvFd s | .72 | 2.0 | 20 | 250 | 36⅞ | 36⅞ | 36⅞ + ⅛ |
| 13⅞ | 10⅞ | UnvHlr | 1.48 | 12. | 11 | 17 | 12⅞ | 12⅞ | 12⅞ |
| 7⅞ | 5¼ | UMatch | | | 10 | 7 | 6⅞ | 6⅞ | 6⅞ - ⅛ |
| 7 | 3¼ | UnVlsd | .40a | 11. | 17 | 270 | 5⅞ | 5⅞ | 5⅞ - ⅛ |
| 40⅞ | 30⅞ | Unocal | 1 | 2.5 | 189 | 1218 | 39⅞ | 39⅞ | 39⅞ |
| 34⅞ | 26⅞ | Upjohn | .88 | 2.8 | 17 | 4028 | 32 | 31⅞ | 31½ - ⅛ |
| 10⅞ | 8 | USLife | .64 | 6.8 | | 8 | 9⅞ | 9⅞ | 9⅞ - ⅛ |
| 40½ | 32¼ | USLIFE | 1.36 | 3.4 | 10 | 386 | 40 | 39⅞ | 40 - ⅛ |
| 8⅞ | 6½ | UstInf | .92 | 10. | | 6 | 9 | 8⅞ | 8⅞ - ⅛ |
| 20½ | 17½ | UtlCo | 1.56b | 7.0 | 10 | 240 | 19½ | 19¼ | 19⅞ + ⅛ |

Sales figures are unofficial. Yearly highs and lows reflect the previous 52 weeks plus the current week, but not the latest trading day. Where a split or stock dividend amounting to 25 percent or more has been paid, the year's high-only range and dividend are shown for the new stock only. Unless otherwise noted, rates of dividend are annual disbursements based on the latest declaration.

a-dividend also extra(s). b-annual rate of dividend plus stock dividend. c-liquidating dividend. cld-called. d-new yearly low. e-dividend declared or paid in preceding 12 months. g-dividend in Canadian funds, subject to 15% non-residence tax. i-dividend declared after split-up or stock dividend. j-dividend paid this year, omitted, deferred, or no action taken at latest dividend meeting. k-dividend declared or paid this year, an accumulative issue with dividends in arrears. n-new issue in the past 52 weeks. The high-low range begins with the start of trading. nd-next day delivery. P/E ptc-earnings ratio. r-dividend declared or paid in preceding 12 months, plus stock dividend. s-stock split. Dividends begin with date of split. sls-sales. t-dividend paid in stock in preceding 12months, estimated cash value on ex-dividend or ex-distribution date. u-new yearly high. v-trading halted. vi-in bankruptcy or receivership or being reorganized under the Bankruptcy Act, or securities assumed by such companies. wd-distributed. wi-when issued. ww-with warrants. x-ex-dividend or ex-rights. xds-ex-distribution. xw-without warrants. y-ex-dividend and sales in full. yld-yield. z-sales in full.

# AMEX COMPOSITE PRICES

3pm prices February 6

| 52 Week High | Low | Stock | Div. | Yld. % | P/E | 100s High | Low | Close | Ch'ge Prev. Close |
|---|---|---|---|---|---|---|---|---|---|
| ATE | | | 118 | 8½ | | 24¼ | 23⅞ | 23⅞ - ⅛ | |
| ATT Pr2.21e | | | 38 | 43½ | | 43¼ | 43¼ | 43¼ - ⅛ | |
| Actsn | | | 12 | 245 | 15⅞ | 14½ | 15⅞ | 15⅞ + 1⅞ | |
| AirExp | | | 10 | 24 | 17 | 16⅞ | 17 | 17 + ⅛ | |
| AlbaW | | | | 60 | 6½ | 6½ | 6½ | 6½ - ⅛ | |
| Allin | | | 15 | 10 | 3½ | 3½ | 3½ | 3½ - ⅛ | |
| Allstar | 1 | | | 204 | 6⅞ | 6⅞ | 6⅞ | 6⅞ + ⅛ | |
| Alphstk | | | | 30 | 3⅞ | 3⅞ | 3⅞ | 3⅞ - ⅛ | |
| Alza | | | 50 | 957 | 25⅞ | 25¼ | 25⅞ | 25⅞ + ⅛ | |
| Amdhl s | .10 | | 10 | 10307 | 19⅞ | 19¼ | 19⅞ | 19⅞ - ⅛ | |
| Alanad | .32e | | 9 | 2 | 12⅞ | 12⅞ | 12⅞ | 12⅞ | |
| AlmzA | .52 | | 9 | 64 | 16⅞ | 16⅞ | 16⅞ | 16⅞ - 1-16 | |
| AMdNt | | | | | 28 | 4 | 4 | 4 | |
| APwr | 3.29 | | 7 | 3 | 70½ | 70½ | 70½ | 70½ - ⅛ | |
| APrec s | .17 | | 29 | 12 | 15⅞ | 15⅞ | 15⅞ | 15⅞ - ⅛ | |
| ASciE | | | .256 | 12 | 5⅛ | 5 | 5⅛ | 5⅛ + ⅛ | |
| AmShM | 1.62e | | | 182 | 6⅞ | 5⅞ | 6⅞ | 6⅞ | |
| Ampal | .08 | | 5 | 44 | 7½ | 7½ | 7½ | | |
| AnnMs n | | | 7 | 65 | 7⅞ | 7⅞ | 7⅞ | 7⅞ - ⅛ | |
| ArbCo | | | | 3 | 2 | 2 | 2 | 2 - ⅛ | |
| Astrto n | | | | 41 | 2½ | 2 | 2 | 2 | |
| Atari | | | 11 | 733 | 6 | 5⅞ | 6 | 6 - ⅛ | |
| AtlCM | | | | 1126 | 1⅞ | 1⅞ | 1⅞ | 1⅞ + ⅛ | |
| Atlas wt | | | | 9 | 8⅞ | 8⅞ | 8⅞ | 8⅞ - ⅛ | |
| Audvox | | | 138 | 151 | 4 | 3⅞ | 4 | 4 | |
| | | | — B-B — | | | | | | |
| B&HO n | .85e | | 5 | 17½ | 17½ | 17½ | 17½ | 1⅞ | |
| BAT | .36e | | | 2314 | 6 | 11-16 | 9 | 9-16 | 9-16 - ⅛ |
| BBN | | | 20 | 165 | 7⅞ | 7½ | 7⅞ | 7⅞ + ⅛ | |
| Bandy g | | | | 43 | 9 | 9⅞ | 9 | 9 + ⅛ | |
| BerryNt | | | | 203 | 5½ | 5⅞ | 5⅞ | 5⅞ | |
| Berzerk | | | | 42 | 4½ | 4½ | 4½ | 4½ - ⅛ | |
| BengE s | .32 | | 12 | 220 | 26⅞ | 25⅞ | 26 | 26 - ⅛ | |
| BkCp | | | 12 | 14 | 25⅞ | 25 | 25⅞ | 25⅞ + ⅛ | |
| BioMat | | | 1 | 11 | 27⅞ | 27⅞ | 27⅞ | 27⅞ | |
| BioPh A | | | 14 | 29 | 17⅞ | 17⅞ | 17⅞ | 17⅞ - ⅛ | |
| BioJnA | .45e | | | 3 | 13⅞ | 13½ | 13½ | 13½ + ⅛ | |
| BioTx | .20 | | | 1 | 4 | 4⅞ | 4⅞ | 4⅞ - ⅛ | |
| BioSpe | | | | 5 | 3⅞ | 3⅞ | 3⅞ | 3⅞ | |
| BirdCo | | | | 6 | 1⅞ | 1⅞ | 1⅞ | 1⅞ | |
| BlkEnt | 1 | | | 11 | 1 | 27⅞ | 27⅞ | 27⅞ | |
| BlsPt A | | | 14 | 29 | 17⅞ | 17⅞ | 17⅞ | 17⅞ - ⅛ | |
| BlueJnA | .45e | | | 3 | 13⅞ | 13½ | 13½ | 13½ + ⅛ | |
| BoHrb | .64 | | 16 | 224 | 20½ | 23⅞ | 23½ | 23½ + ⅛ | |
| BowVal | .24 | | | 18 | 11⅞ | 11⅞ | 11⅞ | 11⅞ - ⅛ | |
| Bowmr | | | | 32 | 1⅞ | 1⅞ | 1⅞ | 1⅞ | |
| Bowne | .28 | | 19 | 91 | 13⅞ | 13 | 13 | 13 - ⅛ | |
| Brass g | .96 | | | 77 | 24½ | 24⅞ | 24⅞ | 24⅞ - ⅛ | |
| | | | — C-C — | | | | | | |
| CMI Cp | | | 12 | 129 | 3⅞ | 3 | 3⅞ | 3⅞ + ⅛ | |
| CalEgy | .80 | | | 1143 | 24⅞ | 21⅞ | 22⅞ | 22⅞ - ⅛ | |
| Calprop | .80 | | 9 | 41 | 6⅞ | 6½ | 6½ | 6½ - ⅛ | |
| Cllarc g | .20 | | 51 | 20 | 15⅞ | 15⅞ | 15⅞ | 15⅞ | |
| ChrsCr | .40 | | 12 | 5 | 17⅞ | 17⅞ | 17⅞ | 17⅞ - ⅛ | |
| CastA s | .80 | | 7 | 19 | 21⅞ | 21⅞ | 21⅞ | 21⅞ + ⅛ | |
| CFCda | .10 | | | 244 | 4⅞ | 4 | 11-16 | 4⅞ | |
| ChmEn | | | | 233 | 4½ | 4⅞ | 4⅞ | 4⅞ | |
| ChmPd | .48 | | 18 | 11 | u62⅞ | 62⅞ | 62⅞ | 62⅞ + ⅛ | |
| ChkTv | 1.20 | | 10 | 4 | 23⅞ | 23⅞ | 23⅞ | 23⅞ + ⅛ | |
| Coleinc | | | 17 | 74 | 22½ | 22⅞ | 22⅞ | 22⅞ - ⅛ | |
| CmpCn | | | 11 | 16 | 12½ | 12½ | 12½ | 12½ | |
| Cmptrc | | | 16 | 120 | 6 | 4⅞ | 4⅞ | 4⅞ - ⅛ | |
| ConcdF | | | | 20 | 3 | 3 | 3 | 3 - ⅛ | |
| ConcF B | | | | 5 | 3⅛ | 3⅛ | 3⅛ | 3⅛ | |
| Conquest | | | | 178 | 2⅞ | 2 | 2 | 2 | |
| ConsDG | | | | 190 | 9-16 | 9-16 | 9-16 | 9-16 + 1-16 | |
| Consdn | | | 75 | 4 | 3⅞ | 3⅞ | 3⅞ | 3⅞ | |
| ConsMg | | | | 103 | 15 | 13⅞ | 13 | 13⅞ + ⅛ | |
| ContnA s | | | 60 | 364 | 7⅞ | 7⅞ | 7⅞ | 7⅞ | |
| Cross | | | 1.12 | 17 | 143 | 35 | 34½ | 34⅞ - ⅛ | |
| CrnCP | | | 1a | 2 | 67 | 22 | 21 | 22 | +1⅞ |
| | | | — D-D — | | | | | | |
| DBHO n | .85e | | | 5 | 17½ | 17½ | 17½ | 17½ - ⅛ | |
| DAT | .36e | | | 2314 | 6 | 11-16 | 9 | 9-16 | 9-16 - ⅛ |
| DBN | | | 20 | 165 | 7⅞ | 7½ | 7⅞ | 7

AMERICA

# Profit-taking pushes Dow lower in cautious trading

### Wall Street

MODEST profit-taking continued to push the Dow Jones Industrial Average lower yesterday as the market consolidated its substantial rally so far this year, *writes Janet Bush in New York.*

In spite of three successive days of small losses in the latter half of last week, the market still retains its ability to bounce back from lows. Yesterday morning, the Dow was quoted around 16 points lower at one stage but then regained some of this ground.

At 2pm, the Dow stood 9.82 points lower at 2,321.43. Volume was somewhat more modest than last week but still active with 96m shares changing hands by midsession.

There was a cautious feel to other financial markets at the start of a week which sees some important events, including the quarterly refunding, a meeting of the Federal Open Market Committee and President George Bush's first budget announcement.

The dollar started on a firm note in the wake of the Washington meeting of the Group of Seven as foreign exchange dealers reacted to what was perceived to be a lack of any concrete statements or actions designed to arrest the dollar's recent rally.

The US currency then slid back under the weight of co-ordinated and well publicised central bank intervention.

US Treasury bonds traded cautiously, helped somewhat by the relatively firm dollar and by the purchasing managers' report for January which, superficially at least, signalled a slowing in economic activity last month.

Speculation about higher interest rates is the key focus of bonds and is also of interest to stocks. Yesterday's three-day matched sales by the US Federal Reserve did not give a clear signal of the monetary tightening which most bond analysts expect imminently.

There are some clear problems with anything but the most gradual tightening of policy, apart from the Fed's apparent willingness to see growth this year as high as 3 per cent.

Economic signals, too, are mixed. While last Friday's employment report suggested very strong activity, the purchasing managers' report said that its survey barely registered an increase in manufacturing jobs last month.

President Bush's budget announcement on Thursday will have an important effect on sentiment. It remains to be seen whether financial markets will regard any package which simply meets the strictures of Gramm-Rudman-Hollings favourably in the longer term.

Trading yesterday was enlivened by a number of takeover agreements, new bids and speculation over possible bids.

The most actively traded stock on the New York Stock Exchange yesterday morning was Burlington Resources which jumped $9⅞ to $48⅝ following news that Pennzoil had built an 8 per cent stake in the company. Pennzoil, which added $1⅞ to $83⅝, said its intentions were uncertain.

Champion Spark Plug added $3 to $22⅞ on news that Cooper Industries has asked for talks concerning a possible takeover at $21 a share which outstrips an offer by Dana Corp worth $17.50 a share.

Formica rose $4 to $20⅞ after it agreed to be taken over for $18 a share by an investor group organised by two brokerage houses and Formica's president.

HWC Distribution, a distributor of specialty wires and cables traded on the over-the-counter market, jumped $5 to $24 after news of a preliminary agreement to be taken over by Alltel for $26.05 a share.

Compaq Computer fell $1¼ to $73¼ after announcing the first price cut ever on its Deskpro 386S product line.

### Canada

SELLING in golds, energy and industrial issues pushed Toronto stocks lower at midday, when the composite index stood 12.66 lower at 3,654.34 on volume of 12.8m shares.

EUROPE

# Thin turnover aids sharp movements in key indices

INTEREST rate worries continued to hang over Europe after the weekend meeting of the Group of Seven industrial nations failed to clear the air. But some bourses made strong technical bounces, *writes Our Markets Staff.*

**FRANKFURT** rose sharply in very thin trading as an emphasis on laggards and a shortage of stock drove selected shares higher. Analysts saw the rise as mainly a technical correction to weakness last week and did not believe that there had been a fundamental change of mood despite the carnival festivities in West Germany.

*Worries about the dollar and* the effect on interest rates were still present, they said.

The FAZ index was up 1.21 at midsession at 560.11 and the DAX index steamed ahead to close up 18.68, or 1.4 per cent, at 1,345.04. Volume was a meagre DM2.75bn – the holiday in Düsseldorf kept trading quiet.

Chemicals had a strong day, with BASF rising DM9.50 to DM297.50, Hoechst up DM6.30 at DM308.80 and Bayer gaining DM5.30 to DM308. They were the day's three most actively traded stocks.

There were a number of explanations for the rise, including straightforward sector rotation and expectations of a rise in dividends. Strong *results from the chemicals* division of France's Elf Aquitaine were also seen as a boost, though some investors were said to be selling the German chemicals into strength.

Steel and engineering stocks were strong again, but with a different emphasis from last week. Mannesmann climbed DM10.50 to DM225 and MAN rose DM14 to DM269.50, while Thyssen, a favourite last week, managed only a DM1.50 gain to DM215.50, and Hoesch, which surged on Friday, was off DM1 at DM235.

**PARIS** opened strongly, only to be hit by profit-taking and end weaker on the day. Concern about high prices after the market's strong run was reflected in the fact that most blue chips ended lower, while the weak opening on Wall Street also knocked sentiment. Smaller-sized special situation stocks moved to centre stage.

The CAC 40 index gave up 21.36 to 1,672.12 and the OMF 50 index lost 3.21 to 470.61. Volume was estimated to be on the low side.

*Elf Aquitaine was the main* feature on fundamental terms after news of its sharply better-than-expected results. The stock rose FFr14 to FFr437, having been as high as FFr442.

Special situation BHV, the department store group, rose a further FFr45 to FFr565, a gain of 8.6 per cent, on speculation that Mr Ron Brierley, the New Zealand entrepreneur, might be seeking to increase his 5 per cent stake. The stock has been more active than usual in recent sessions.

Telecommunications stock Alcatel added FFr135 to FFr3,000, having been at FFr3,080, on its assertion that it is still in the running for some sort of co-operation deal *with Italtel, Italy's state-owned* telephone equipment maker.

**AMSTERDAM** was enlivened by active trading in new arrival DSM, which rose to Fl 116 from an offer price of Fl 108 and a grey market closing price last week of Fl 113.50. Between 750,000 and 1m shares were reported to have changed hands as the first tranche of the state-owned chemicals group came to the bourse.

The overall market remained wary about the dollar and interest rates, with the CBS tendency index easing 0.7 to 164.0. But KLM moved up 10 cents to a 1989 high of Fl 46 before third quarter results on Thursday.

**MILAN** followed up its after-market gains of last Friday with a bounce back from the 3.5 per cent loss suffered last week, despite no obvious changes in the political and economic outlook. The Comit index rose 5.67 to 586.13, but volume was said to be close to Friday's modest L170bn. Banks and telecommunications stocks were strong.

*ZURICH was restrained* again by concern over possible interest rate rises, but the Crédit Suisse index managed a rise of 1.5 to 532.9 amid interest in chemical stocks.

Hoffmann-La Roche baby shares rose SFr100 to 13,925, Ciba-Geigy bearers climbed SFr15 to SFr3,035 and Sandoz bearers rose SFr50 to SFr9,700, with all three helped in part by gains in German competitor stocks.

**MADRID** breathed a sigh of relief after the expected rise in the intervention rate on Friday, and shares gained ground.

The general index put on 0.94 to 280.36, led higher by strength in the cement sector. Valenciana de Cementos rose *254 points to 2,904 of par* and Valderrivas added 30 to 3,750.

**STOCKHOLM** lost ground in generally lacklustre trading dominated by a large deal in SKF shares. The Affärsvärlden lost 9.6 to 1,066.6.

Nearly 4 per cent of SKF's restricted A shares, worth SKr223m, changed hands in an intra-broker deal. The shares closed SKr5 ahead at SKr275. The free Bs rose SKr6 to SKr471.

# Wellington takes a zig-zag path to the top

**MARKETS IN PERSPECTIVE**

| | % change in sterling † | | | |
|---|---|---|---|---|
| | 1 Week | 4 Weeks | 1 Year | Start of '89 |
| Austria | -0.64 | +1.18 | +9.60 | +2.38 |
| Belgium | -0.42 | +2.21 | +20.36 | +2.66 |
| Denmark | -0.10 | -0.45 | +36.40 | +2.65 |
| Finland | +1.80 | +8.45 | +22.94 | +8.59 |
| France | +1.31 | +3.34 | +51.77 | +7.10 |
| West Germany | -0.82 | -3.03 | +21.88 | -0.91 |
| Ireland | +1.07 | +7.93 | +24.39 | +8.90 |
| Italy | -3.63 | -4.99 | +21.45 | -3.89 |
| Netherlands | -0.19 | +2.70 | +17.35 | +3.83 |
| Norway | -1.85 | +6.87 | +58.10 | +15.90 |
| Spain | -1.05 | +0.51 | +8.44 | +1.54 |
| Sweden | +1.97 | +5.13 | +41.34 | +12.60 |
| Switzerland | +0.56 | -1.88 | -2.60 | +0.58 |
| UK | +3.29 | +12.96 | +19.92 | +15.35 |
| EUROPE | +1.21 | +5.48 | +21.70 | +7.77 |
| Australia | -0.61 | +4.54 | +59.59 | +8.39 |
| Hong Kong | +6.33 | +12.22 | +49.57 | +20.19 |
| Japan | +0.29 | +0.84 | +30.86 | +4.20 |
| Malaysia | +3.57 | +7.74 | +41.96 | +13.37 |
| New Zealand | +6.77 | +8.66 | +10.71 | +12.94 |
| Singapore | +2.90 | +8.02 | +38.62 | +15.81 |
| Canada | +1.83 | +7.05 | +26.01 | +12.43 |
| USA | +2.10 | +6.93 | +18.76 | +10.89 |
| Mexico | +0.40 | +1.94 | +18.48 | +3.76 |
| South Africa | -2.99 | +7.52 | +1.40 | +8.54 |
| WORLD INDEX | +1.09 | +3.90 | +25.06 | +7.30 |

†Based on February 3rd,1989

Copyright, The Financial Times Limited, Goldman, Sachs & Co., and County NatWest Securities Limited.

By Alison Maitland

THE Pacific Basin markets took the lead in the world performance race last week, with New Zealand and Hong Kong out in front.

New Zealand managed a rise of 6.8 per cent in sterling terms, pursuing the zig-zag course it has adopted this year. Last week's gains were fuelled by the weakness of the New Zealand dollar which boosted companies that export to Australia or have investments there, and by overseas buying of a market that is seen as cheap after its abysmal performance in 1988.

The rise more than wiped out the nervous losses of the previous week, taking New Zealand's gains so far this year to a hefty 12.9 per cent.

Hong Kong came second over the week with a 6.3 per cent climb which has pushed it even further ahead of the competition this year. It has jumped an extraordinary 20.2 per cent, using as its springboard a resurgence of foreign interest in the territory's strong economy and active local buying in the run-up to Chinese New Year.

Foreign buying helped strong gains in Singapore and Malaysia, too. But the region's biggest markets lagged last week, with Japan rising only 0.3 per cent amid nervousness about the yen's weakness against the dollar, and Australia falling 0.6 per cent as worries resurfaced over rising inflation and interest rates.

The picture in Europe last week was even more mixed, with eight bourses finishing weaker, led by Italy, and six ending stronger, headed by the UK. Italy's 3.6 per cent fall came as confidence plummeted over the Government's tax concessions to the unions and investors succumbed to anxiety about the size of the proposed capital gains tax.

At the other end of the scale, the UK gained a further 3.3 per cent as investors scrambled to buy ever scarcer stock in the phenomenal new year rally. Although last week's rise was less than the 4.6 per cent of the previous week, it pushed the UK into fourth place in the world league with a 15.4 per cent rise this year.

Just ahead of it in Europe lies Norway, which fell 1.9 per cent in profit-taking last week but still holds a 15.9 per cent gain for the year so far.

Most Scandinavian markets continue to perform well. In Europe, Sweden follows the UK with 12.6 per cent since the start of January. Then comes Finland with 8.6 per cent.

*Only Italy and West Germany* are lower than at the start of the year. But Switzerland stands out for its longer-term underperformance, being the only market of the 24 covered that is lower now than a year ago. The bourse, which plunged at the end of March 1988 in a second spasm of the 1987 crash, is also still suffering from the loss of faith caused by Nestlé's decision last November to allow foreigners to buy its registered shares.

*Elsewhere, the US and Canada* put in solid performances last week, helping to take the World Index to a 7.3 per cent rise for the year so far.

ASIA PACIFIC

# Foreign buyers help lift Nikkei to new peak

### Tokyo

WITH the meeting of the Group of Seven industrial nations safely over, investors in Japanese equities stepped up their buying, leading share prices to a second consecutive record high, *writes Michiyo Nakamoto in Tokyo.*

The Nikkei average finished the day up 142.97 at 31,828.75 just moderately below its high of 31,856.25. The day's low was at 31,686.17. Advancing issues at 471 did not, however, far outnumber those that fell – at 459 – while 164 issues were unchanged. Turnover was 1.33bn shares, and while considerably lower than the 1.94bn traded on Friday, was still fairly robust for a Monday.

The Topix index of all listed shares gained 7.97 to 2,473.59 and in London, the ISE/Nikkei 50 index rose 5.01 to 1,984.68.

Foreigners continued to pump money into the Japanese market and the strength of overseas markets was a further encouragement to domestic investors as well.

The market took even a weaker yen in its stride. Investors are getting used to the idea of the yen hovering around Y130 to the dollar and were reassured in this respect by the Group of Seven pronouncement that this was still an acceptable place for it to be. Currency fears were thus allayed for the time being, and as for interest rates, market participants are beginning to feel less nervous about an imminent rise in US rates.

Construction stocks were helped by the combination of a long period of neglect and the timely announcement of new fiscal spending projects to build three new bullet train lines and to extend Japan's highway system.

"The mood was almost bizarre," said Mr Mitsuru Maekawa of Jardine Fleming, describing the mad rush in Tokyo to buy construction stocks towards the day's close. "The stocks just kept going up and up," he added. Interest was not limited to constructions, spreading to other domestic demand related issues.

Sato Kogyo, which has been rising on the strength of its expertise in tunnel building and its involvement in a leisure project, was the most actively traded issue at 52.9m shares and gained Y240 to Y1,900. Nishimatsu Construction, a company specialising in large-scale civil engineering projects, followed in volume terms with 52.7m shares and added Y140 to Y1,460.

Fujita, a leader in urban redevelopment, was third most actively traded at 52.2m shares and increased Y150 to Y1,250. Hazama, another leading civil engineering firm, added Y200 to Y1,350 in heavy trading. Construction issues are also attractive as they can be traded in large volumes, an advantage to brokers who will be approaching their year end this March.

The fiscal spending theme broadened to encompass cement companies such as Nihon Cement, which added Y90 to Y1,220. Onoda Cement rose Y40 to Y1,070 while Mitsubishi Mining and Cement gained Y22 to Y985.

Several electricals attracted interest as laggards. Sony rose Y150 to Y7,210 while Sumitomo Electric firmed Y30 to Y1,470.

Individually, Iwatsu Electric advanced Y120 to Y1,610. The issue had already gained Y500 since the start of the year, but analysts are not quite sure what exactly is behind its present strength.

Nippon Oil increased Y100 to Y1,670, gaining popularity as an inflation hedge after the dollar breached the Y130 level.

In Osaka, construction issues remained on centre stage, with the OSE average adding 154.93 to 31,323.36. Volume at 132.9m shares was lower than the 208m traded on Friday. Sato Kogyo advanced Y210 to Y1,960.

### Roundup

SYDNEY lost ground in lacklustre trading as negative news weighed on investor sentiment. Hong Kong, Singapore, Taiwan, New Zealand and South Korea were closed for holidays.

AUSTRALIA had a quiet day as concern over the domestic economy, interest rates and soft metal prices curtailed demand.

The All Ordinaries index lost 10.6 to 1,501.5, with investors preferring to wait for the outcome of today's monthly meeting of the Reserve Bank board, which will consider further rises in interest rates. Some industrial stocks were also hit by the release of statistics showing a 2.4 per cent drop in building approvals for December.

Turnover was moderate at 62.3m shares worth A$115.3m and the ratio of stocks which fell to those which rose was about five to three.

The industrial sector was led lower by ICI, which lost 30 cents to A$6.56 as it traded ex-dividend. Brambles fell 15 cents to A$10.95, Boral 15 cents to A$3.30 and CSR 7 cents to A$4.22.

Retailer David Jones gained 20 cents to A$8.90 on the promise of special dividend payments by Adsteam group. Adsteam was steady at A$6.22.

Elders IXL, one of the most active stocks, was down 1 cent at A$2.89 on turnover of 4m shares. Bond Corp, which again rejected rumours about the sale of Bond Media, lost 2 cents to A$1.58. Bond Media gained 2 cents to 42 cents.

Among mining stocks, Western Mining added 6 cents to A$5.12 as 2.5m shares traded and Dominion climbed 2 cents to A$1.43. But Renison lost 14 cents to A$7.60, Metana fell 10 cents to A$4.50 and CRA and MIM both gave up 2 cents to A$8.30 and A$1.84 respectively.

### SOUTH AFRICA

THE WEAK financial rand and continued interest in situation stocks provided support for Johannesburg, where share prices closed firmer.

Most gold issues rose slightly as the bullion price, still under pressure from the strong dollar, held at around $390. Vaal Reefs added R3 to R290 and Freegold rose 30 cents to R29 but Kloof eased 25 cents to R30.25.

Mining financials continued to draw strength from last week's clearance in the UK of Minorco's bid for Consolidated Gold Fields, with the latter gaining R1.50 to R88.25 and the former 65 cents to R53. Anglos rose 25 cents to R71.25.

## FT-ACTUARIES WORLD INDICES

**Jointly compiled by The Financial Times Limited, Goldman, Sachs & Co., and County NatWest/Wood Mackenzie in conjunction with the Institute of Actuaries and the Faculty of Actuaries**

| NATIONAL AND REGIONAL MARKETS | FRIDAY FEBRUARY 3 1989 | | | | | THURSDAY FEBRUARY 2 1989 | | | DOLLAR INDEX | | |
|---|---|---|---|---|---|---|---|---|---|---|---|
| Figures in parentheses show number of stocks per grouping | US Dollar Index | Day's Change % | Pound Sterling Index | Local Currency Index | Gross Div. Yield | US Dollar Index | Pound Sterling Index | Local Currency Index | 1988/89 High | 1988/89 Low | Year ago (approx) |
| Australia (90) | 150.78 | −1.2 | 128.36 | 114.02 | 4.65 | 152.61 | 129.22 | 114.09 | 157.12 | 91.16 | 95.23 |
| Austria (18) | 94.55 | −0.3 | 80.49 | 92.23 | 2.67 | 94.87 | 80.33 | 92.07 | 100.00 | 83.72 | 86.96 |
| Belgium (63) | 133.00 | −0.9 | 113.22 | 129.88 | 3.96 | 134.23 | 113.65 | 130.09 | 139.89 | 99.14 | 111.39 |
| Canada (125) | 136.52 | +0.4 | 116.22 | 117.09 | 3.12 | 135.91 | 115.08 | 116.92 | 136.52 | 107.06 | 108.70 |
| Denmark (39) | 155.25 | −0.3 | 132.17 | 154.25 | 1.97 | 155.75 | 131.87 | 153.95 | 161.60 | 111.42 | 114.74 |
| Finland (26) | 135.30 | −0.1 | 115.19 | 122.64 | 1.42 | 135.45 | 114.68 | 122.52 | 139.83 | 106.78 | 110.95 |
| France (131) | 118.60 | −0.1 | 100.97 | 118.92 | 2.73 | 118.69 | 100.49 | 118.36 | 119.33 | 72.77 | 78.77 |
| West Germany (102) | 84.28 | +0.2 | 71.75 | 82.31 | 2.30 | 84.11 | 71.22 | 81.75 | 90.40 | 67.78 | 69.71 |
| Hong Kong (45) | 129.37 | +1.5 | 110.13 | 129.55 | 3.83 | 127.46 | 107.92 | 127.66 | 129.37 | 84.90 | 87.18 |
| Ireland (17) | 135.56 | −0.2 | 115.41 | 134.00 | 3.83 | 135.85 | 115.02 | 133.86 | 144.25 | 104.60 | 109.86 |
| Italy (98) | 79.02 | −0.7 | 67.27 | 80.97 | 2.49 | 79.57 | 67.37 | 81.17 | 86.88 | 62.99 | 65.58 |
| Japan (456) | 192.11 | +0.1 | 163.55 | 157.38 | 0.48 | 191.98 | 162.55 | 156.72 | 197.43 | 133.61 | 147.98 |
| Malaysia (36) | 156.63 | +1.2 | 133.34 | 164.53 | 2.59 | 154.82 | 131.08 | 162.57 | 156.63 | 107.83 | 111.22 |
| *Mexico (13)* | *161.66* | *−0.1* | *137.62* | *409.17* | *1.25* | *161.81* | *137.00* | *409.20* | *182.24* | *90.07* | *137.54* |
| Netherland (38) | 113.43 | −0.1 | 96.57 | 109.88 | 4.51 | 113.52 | 96.12 | 109.32 | 115.04 | 95.23 | 97.44 |
| New Zealand (24) | 73.96 | +1.9 | 62.97 | 63.91 | 6.16 | 72.61 | 61.48 | 63.57 | 84.05 | 63.32 | 67.35 |
| Norway (26) | 156.10 | −0.6 | 132.90 | 143.18 | 1.90 | 157.00 | 132.93 | 143.89 | 161.54 | 98.55 | 99.53 |
| Singapore (26) | 139.48 | +0.3 | 118.74 | 124.15 | 2.15 | 139.08 | 117.76 | 123.70 | 139.53 | 97.99 | 101.43 |
| South Africa (60) | 122.09 | −1.7 | 103.94 | 106.54 | 4.43 | 124.14 | 105.11 | 106.00 | 139.07 | 98.26 | 121.37 |
| Spain (42) | 145.28 | +0.5 | 123.68 | 128.99 | 3.66 | 144.61 | 122.44 | 129.38 | 164.47 | 130.73 | 135.04 |
| Sweden (35) | 150.09 | −0.1 | 127.77 | 141.59 | 2.13 | 150.22 | 127.19 | 141.10 | 150.22 | 96.92 | 107.04 |
| Switzerland (57) | 75.60 | −0.3 | 64.36 | 74.80 | 2.27 | 75.83 | 64.21 | 74.56 | 86.75 | 74.13 | 78.25 |
| United Kingdom (314) | 150.26 | +0.9 | 127.92 | 127.92 | 4.24 | 148.95 | 126.12 | 126.12 | 150.26 | 120.66 | 126.31 |
| USA (569) | 120.82 | +0.1 | 102.86 | 120.82 | 3.54 | 120.71 | 102.21 | 120.71 | 120.99 | 99.19 | 102.55 |
| Europe (1006) | 118.97 | +0.3 | 101.28 | 109.29 | 3.49 | 118.57 | 100.39 | 108.40 | 119.66 | 97.01 | 98.54 |
| Nordic (126) | 143.63 | −0.2 | 122.27 | 132.73 | 1.98 | 143.93 | 121.87 | 132.48 | 144.52 | 98.11 | 104.40 |
| Pacific Basin (677) | 187.74 | +0.1 | 159.82 | 154.20 | 0.69 | 187.62 | 158.85 | 153.55 | 192.26 | 130.81 | 143.56 |
| Euro–Pacific (1683) | 160.23 | +0.1 | 136.41 | 136.33 | 1.54 | 159.99 | 135.46 | 135.59 | 161.61 | 120.36 | 125.57 |
| North America (694) | 121.66 | +0.1 | 103.58 | 120.62 | 3.51 | 121.53 | 102.90 | 120.51 | 121.75 | 99.78 | 102.88 |
| Europe Ex. UK (692) | 99.71 | −0.1 | 84.89 | 97.74 | 2.84 | 99.83 | 84.53 | 97.44 | 102.91 | 80.27 | 81.32 |
| Pacific Ex. Japan (221) | 135.21 | +0.0 | 115.11 | 113.95 | 4.27 | 135.27 | 114.54 | 113.37 | 137.41 | 87.51 | 90.29 |
| *World Ex. US (1891)* | *159.03* | *+0.1* | *135.39* | *135.53* | *1.60* | *158.80* | *134.46* | *134.81* | *160.23* | *120.26* | *124.96* |
| World Ex. UK (2136) | 143.69 | +0.0 | 122.32 | 130.81 | 1.99 | 143.62 | 121.60 | 130.43 | 143.93 | 111.77 | 115.30 |
| World Ex. So. Af. (2390) | 144.40 | +0.1 | 122.93 | 130.69 | 2.18 | 144.20 | 122.09 | 130.17 | 144.48 | 113.26 | 116.24 |
| World Ex. Japan (1994) | 121.29 | +0.2 | 103.26 | 116.51 | 3.54 | 121.09 | 102.52 | 116.07 | 121.36 | 100.00 | 101.08 |
| The World Index (2450) | 144.26 | +0.1 | 122.81 | 130.53 | 2.20 | 144.08 | 121.99 | 130.01 | 144.36 | 113.37 | 116.27 |

Base values: Dec 31, 1986 = 100; Finland: Dec 31, 1987 = 115.037 (US $ Index), 90.791 (Pound Sterling) and 94.94 (Local); Nordic: Dec 30, 1988 = 139.62 (US $ Index), 114.42 (Pound Sterling) and 123.18 (Local).

Copyright, The Financial Times Limited, Goldman, Sachs & Co., and County NatWest Securities Limited. 1987

Amendments to indices for February 3 applied to Canada, the related regional indices and The World Index.

Latest prices were unavailable for this edition.

UK PAPER

T.H. WILDING
Chairman and Chief Executive UK Paper Plc

BECAUSE WE OPERATE BRITAIN'S LARGEST, MOST SOPHISTICATED MILLS...

NEW THAMES PAPER COMPANY
UK PAPER HOUSE • KEMSLEY • SITTINGBOURNE • KENT • ME10 2SG
TEL: 0795 24488 TELEX: 96102 FAX: 0795 78038

SITTINGBOURNE PAPER COMPANY LTD
SITTINGBOURNE • KENT • ME10 3ET
TEL: 0795 24411 TELEX: 966654 FAX: 0795 79633

THE DONSIDE PAPER COMPANY LTD
WOODSIDE • ABERDEEN • AB9 8BF
TEL: 0224 483261 TELEX: 73149 FAX: 0224 493343

WILLIAM GUPPY & SON LTD.
THE PAPER CENTRE • FARINGDON AVENUE • HAROLD HILL • ROMFORD • ESSEX • RM3 8SP
TEL: 04023 46722 TELEX: 8812469 FAX: 04023 70279

Going from Strength to Strength

UK PAPER
UK PAPER Plc
UK PAPER HOUSE
KEMSLEY
SITTINGBOURNE
KENT ME10 2SG
TEL: 0795 24488
FAX: 0795 78038
TELEX: 96102